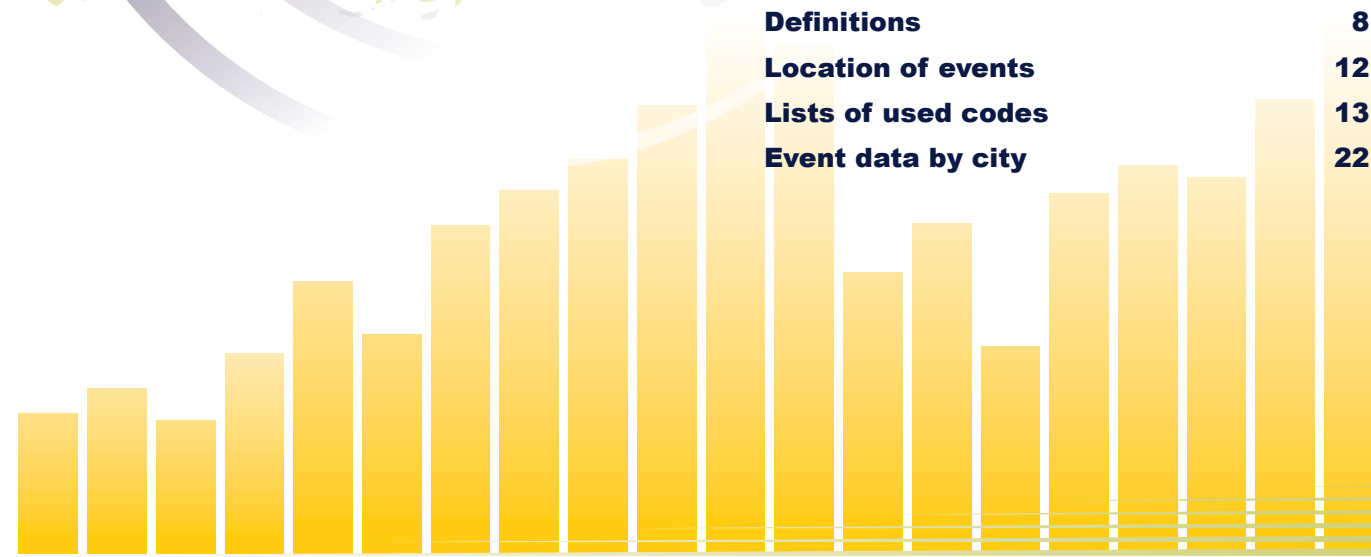


Euro Fair Statistics 2016



Euro Fair Statistics 2016



Facts about Euro Fair Statistics	4
Introduction	5
UFI message	6
Definitions	8
Location of events	12
Lists of used codes	13
Event data by city	22

Certified Key Figures of Exhibitions in Europe

- Austria*
- Belgium*
- Bulgaria*
- Croatia*
- Czech Republic*
- Finland*
- France*
- Germany*
- Hungary*
- Italy*
- Luxemburg*
- Moldavia*
- Monaco*
- Montenegro*
- Poland*
- Portugal*
- Romania*
- Russia*
- Slovenia*
- Spain*
- Sweden*
- Switzerland*
- The Netherlands*
- Turkey*
- Ukraine*

FACTS ABOUT EURO FAIR STATISTICS

The 2016 edition contains the certified statistics of 2 590 exhibitions from the following 25 countries:

Austria	25
Belgium.....	58
Bulgaria	5
Croatia	4
Czech Republic	32
Finland.....	68
France	639
Germany.....	216
Hungary	15
Italy	183
Luxembourg.....	6
Moldavia	2
Monaco.....	1
Montenegro	1
Poland	211
Portugal	26
Romania	4
Russia.....	138
Slovenia.....	1
Spain	293
Sweden.....	40
Switzerland	118
The Netherlands	57
Turkey.....	425
Ukraine	22

At these events, organized by 796 organizers, a total of 724 488 exhibitors, 71.6 million visitors and 27.4 million square metres of rented space were registered.

38% of the exhibitions were addressed to trade visitors, 30% to public visitors and 32% to both target groups.

UFI estimates that the audited events present in this report represents, in 2016, around 60% of the European exhibition market in terms of net space rented.

The breakdown of all the events by industry sector (provided by each partner) is presented in the table on the right. As almost 7% of all events had more than one industry sector mentioned, the cumulated % of the number of events reaches 107%.

Industry sector (UFI code)	Rented space		Number of events	
	sqm	%		%
Leisure, Hobby, Entertainment (3)	3 508 657	13%	475	18%
Engineering, Industrial, Manufacturing, Machines, Instruments, Hardware (19)	2 484 221	9%	184	7%
Construction, Infrastructure (5)	2 281 680	8%	161	6%
Food and Beverage, Hospitality (2)	2 234 792	8%	238	9%
Agriculture, Forestry, Fishery (1)	2 112 197	8%	144	6%
General (27)	2 039 683	7%	146	6%
Textiles, Apparel, Fashion (25)	1 685 372	6%	180	7%
Furniture, Interior design (12)	1 676 949	6%	160	6%
Automobiles, Motorcycles (16)	1 359 094	5%	84	3%
Transport, Logistics, Maritime (26)	1 121 045	4%	78	3%
Premium, Household, Gifts, Toys (13)	826 471	3%	58	2%
Health, Medical Equipment (22)	755 093	3%	105	4%
Business Services, retail (4)	714 857	3%	161	6%
IT and Telecommunications (21)	584 556	2%	71	3%
Travel (6)	508 988	2%	45	2%
Energy, Oil, Gas (9)	473 266	2%	49	2%
Jewelry, Watch & Accessories (24)	426 957	2%	53	2%
Electronics, Components (18)	379 130	1%	38	1%
Printing , Packaging (11)	359 249	1%	27	1%
Education (8)	358 183	1%	111	4%
Security, Fire Safety, Defense (7)	346 359	1%	34	1%
Chemistry (17)	318 885	1,2%	28	1%
Environmental Protection (10)	263 174	1,0%	54	2%
Beauty, Cosmetics (14)	234 832	less than 1%	38	1%
Aviation, Aerospace (20)	186 123	less than 1%	11	less than 1%
Real Estate (15)	134 059	less than 1%	40	2%
Optics (23)	77 178	less than 1%	5	less than 1%

INTRODUCTION

Exhibitions play a vital role in today's business world.

It is therefore of fundamental importance that customers have access to reliable exhibition data.

This report includes the data provided by the 14 bodies mentioned below who certify that the statistics contained in this report have been issued according to the definitions outlined hereafter.

Further information is available by contacting each organization directly directly (contact details are provided on page 7).



Sergei Alexeev
President of the Russian Union
of Exhibitions and Fairs



Klaus Dittrich
President of FKM, Germany



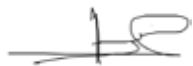
Frédéric Jouët
Président UNIMEV, France



Ettore Riello
Chairman, Italian Exhibition
and Trade Fair Association



Eugen Bruner
Association President, Expo-Event.Live
Communication Verband Schweiz



Frédéric François
President of FEBELUX,
Belgium & Luxembourg



Xabier Basañez Llantada
President of AFE, Spain



Riemer Rijkema
Director of CLC-VECTA Centrum voor Live
Communication, The Netherlands



Pedro Aleixo Dias
BDO & Associados, Portugal



Mikael Jansson
President of SFC,
Sweden



Andrzej Mochon
CENTREX Chairman



Martin Roy
President of FKM Austria



Anni Vepsäläinen
Chairman of The Association of Trade Fair
and Event Organisers

UFI MESSAGE

UFI, the Global Association of the Exhibition Industry is happy to present the ninth UFI edition of this report.

Our goal is continuously to develop the geographical scope of this project and an important step was taken four years ago with the inclusion of certified data, in addition to audited data.

Due to the different levels of development and global diversity, methods may vary slightly from country to country but all the national bodies who have taken part in this study guarantee the quality of the statistics they have provided.

UFI strongly believes that auditing should, wherever possible, be done in a consistent manner to make figures comparable and audited events are identified as such in this report with the name of the auditor.

UFI continues to play an important role in developing a basic minimum standard for the industry including the publication and implementation of "UFI's Auditing Rules for UFI Approved Events". The latter are identified in the report.

If you have any questions or comments, please contact Christian Druart at chris@ufi.org.

Paris, September 2017

Kai Hattendorf
UFI Managing Director



() The "UFI Approved Event" label is given to exhibitions organized by UFI members after a quality assessment.
In 2017, UFI approves more than 950 international events.*



UFI is the leading global association of the world's tradeshow organisers and exhibition centre operators, as well as the major national and international exhibition associations, and selected partners of the exhibition industry.

UFI's main goal is to represent, promote and support the business interests of its members and the exhibition industry. UFI directly represents around 50,000 exhibition industry employees globally, and also works closely with its 55 national and regional association members. 700 member organisations in 85 countries around the world are presently signed up as members.

More than 950 international trade fairs proudly bear the UFI approved label, a quality guarantee for visitors and exhibitors alike.

UFI members continue to provide the international business community with a unique marketing media aimed at developing outstanding face-to-face business opportunities.

UFI Headquarters

17 rue Louise Michel
92300 Levallois-Perret, France
+33 (0)1 46 39 75 00

www.ufi.org

THE FIGURES LISTED IN THIS REPORT HAVE BEEN PROVIDED BY:

AEFI – Associazione Esposizioni e Fiere italiane

Via Emilia, 155 47921 Rimini, Italy
+39 (0541) 744 229
info@aefi.it
www.aefi.it

AFE - Asociación de Ferias Españolas

CAMARA DE COMERCIO DE ESPAÑA
C/ Ribera del Loira 12
Primera Planta
E-28042 Madrid, Spain
+ 34 680214893
jpuchalt@afe.es
www.afe.es

Association for Voluntary Control of Fair Statistics (FKM-Austria)

Messeplatz 1
A-1021 Vienna, Austria
+43 (1) 72 72 00
info@messe.at
www.messe.at

BDO & Associados

Avenida da Republica 50–10°
P-1069-211 Lisbon, Portugal
+351 2 17 99 04 20
Pedro.Dias@bdo.pt
www.bdo.pt

CENTREX – International Exhibition Statistics Union

Albertirsai út 10.
H-1101 Budapest, Hungary
+36 30 619 7646, +36 30 948 5124
info@centrexstat.org
www.centrexstat.org

CLC-VECTA

De Corridor 5C
3621 ZA Breukelen
The Netherlands
+31 (0)346 - 352 444
info@clcvecta.nl
www.clcvecta.nl

Expo-Event.Live Communication Verband Schweiz

Kapellenstrasse 14
CH - 3001 Bern
+41 58 796 99 54
info@expo-event.ch
www.expo-event.ch

FEBELUX

c/o BRUSSELS EXPO
Place de Belgique 1
1020 Bruxelles
+ 32 2 474 82 80
info@febelux.com
www.febelux.com

Russian Union of Exhibitions and Fairs (RUEF)

13, Sovnarkomovskaya St., box 1080,
Nizhny Novgorod, 603950, Russia
+7 (831) 277 56 80
info@ruef.ru
www.ruef.ru

Scandinavian Fair Control (SFC)

Elmiavägen 11
S-554 54 Jönköping
+46 36 34 62 30
info@fairlink.se
www.fairlink.se

Society for Voluntary Control of Fair and Exhibition Statistics (FKM)

Littenstrasse 9
10179 Berlin, Germany
+49 (30) 2 40 00-0
info@fkm.de
www.fkm.de

The Association of Trade Fair and Event Organisers

c/o Messukeskus, Helsinki Expo and Convention Center
P.O.Box 21, FI-00521 Helsinki, Finland
+358 40 450 3250
Reija.kononen@messukeskus.com
<https://messutsuomessa.fi/>

UNIMEV – OJS department (France)

11, Rue Friant
F-75014 Paris, France
+33 (1) 53 90 20 12
ojs@unimev.fr
www.ojs.asso.fr

Union of Chambers and Commodity Exchanges of Turkey (UC CET)

Dumlupınar Bulvarı No:252 (Eskişehir Yolu 9. Km.)
06530 / Ankara, Turkey
+90 (312) 218 22 82
info@tobb.org.tr
www.tobb.org.tr

DEFINITIONS

AFE **Spanish Trade Fair Association (Spain)**

Space

The amount of exhibition space let is divided into hall areas and open-air areas, and is also differentiated between Spanish and foreign exhibitors. Special shows include stands, displays and demonstrations which deal with the general concept, or specific themes, of an exhibition but are independent of the exhibitors.

Exhibitors

Direct exhibitors: Exhibitors occupying their own stands who receive bills from the exhibition organiser which are settled directly. Indirect exhibitors (or firms represented): Exhibitors which do not have own stands, but present products on direct-exhibitor stands. In the case of group or collective participation, the different exhibitors are considered direct where they occupy an area of at least 9 m². Exhibitors occupying a space of less than 9 m² are considered indirect.

Visitors

Identified visitors: At the entrance of the exhibition these visitors must show a card or numbered slip showing their identification. The number of these visitors is determined according to the number of completed cards or slips. Season tickets are counted once, irrespective of the number of times used. The number of visitors buying their tickets on entry to the exhibition corresponds to the number of tickets sold with proof of the corresponding receipt.

BDO & Associados **(Portugal)**

Space

The total rented space includes both hall space and open-air space contracted by the exhibitors, whether it is paid or unpaid, and it corresponds to the number of square meters effectively occupied by them.

The rented space is divided into national and foreign in accordance with the exhibitor classification.

Exhibitors

The main exhibitor is the entity contracting directly with the organizer. Co-exhibitor is the entity which presents its products/services on the main exhibitor's stand with its own staff.

A represented company is one who is not present with their own staff, and whose products or services are present on a main exhibitor's or co-exhibitor's stand. These represented companies are excluded from the calculation of the total number of exhibitors.

Visitors

Any person entering the fair/trade show during its official opening hours who presents at control access either a ticket or a card proving payment on the entrance fee or an invitation card is considered as visitor. Visitors exclude the staff of exhibitors, services providers and organizers.

The visitor whose address is located in another European or Third country is considered as foreign visitor.

An additional visit, to be verified as made on a different day from the first visit is considered as a repeat visit.

The figures presented in the Euro Fair Statistics brochure concern the number of total visits: total number of visitors plus the total number of repeat visits.

CENTREX (Bulgaria, Czech Republic, Hungary, Montenegro, Poland, Romania & Ukraine)

Space

The rented space is divided up in hall space and open-air space which is rented / contracted by exhibitors.

International incorporates space rented by foreign and multinational companies.

Exhibitors

An exhibitor with his own stand (direct exhibitor) is one who occupies a stand for his company receives the bill from the exhibition organiser and settles it directly. A represented firm (indirect exhibitor) is one who does not have a stand of his own, but presents his products on a stand of a direct exhibitor. Co-exhibitors at an exhibitor's stand or participants at a collective stand are also considered as exhibitors for statistical purposes if they exhibit their own goods employing their own personnel on the exhibitor's stand or at a common stand organised by a collective stand organiser and their autonomy can be undoubtedly recognized even without physical separation. These companies are considered as exhibitors regardless that the invoice is being issued on the exhibitor's or on a collective stand organiser. The nature of the participation and the identity of each exhibitor at the stand should be very clear from the application form sent to the exhibition organizer.

Nationality of the exhibitor/co-exhibitor: foreign exhibitors and multinational companies are integrated under heading as international exhibitors (as well as space).

Visitors

The number of visitors is calculated on evidence. The number of paying visitors is established through financial evidence: number of sold tickets (prepaid or on the spot) and number of tickets/entry passes paid by the exhibitor or a third party. Visitors with paid passes for a given period are calculated on the basis of a financially reasonable minimum number of uses of the pass. 4 visitors are counted for each family ticket sold. For persons arriving with vouchers, registration cards or similar valid free passes, tickets can be counted as visitors only if evidence is available.

The number of foreign visitors is established either by tickets sold through special pre-registration means, or filled in-registration cards with evidence of the foreign origin of the visitor or through representative visitor surveys.

DEFINITIONS

CLC-VECTA (The Netherlands)

Space

Net exhibition space: sum of booth space and any space utilized by the organizer for features that have a direct relation to the theme of the exhibition.

Exhibitors

Exhibitor entity that displays products or services accepted by the organizer, with personnel present at the exhibition, including main exhibitors and co-exhibitors.

Visitors

A visitor is a person who visits an event once or several times during the days when the event/ the trade fair ground is open for persons in possession of an entry ticket.

A visitor is:

- A person who obtained an entry ticket during the duration of the event.
- A person who obtained an entry ticket during the period of pre-registration and visited the event/ the trade fair ground at least once during the duration of the event.
- A person who obtained a complimentary entry ticket and visited the event/ the trade fair ground at least once during the duration of the event.
- A person who is in the possession of an annual season ticket and visited the event/ the trade fair ground at least once during the duration of the event.
- A person who is in the possession of a press ticket and visited the event/ the trade fair ground at least once during the duration of the event.

Exhibitor, organizer, service and personnel cards and passes are not counted.

Expo-Event.Live Communication Verband Schweiz (Switzerland)

Space

The space is divided into hall areas and open-air areas. This space is the surface occupied by the exhibitors and it also includes the "special show" areas utilized by the organizer for features which have a direct relation to the theme of the exhibition.

Exhibitors

Exhibitor entity that displays products or services accepted by the organizer, with personnel present at the exhibition, including main exhibitors and co-exhibitors.

Visitors

The attendance figure is calculated by counting the number of admissions to the exhibition. The number of admissions per day can for example be determined by using an electronic entry monitoring system; admission of a visitor shall be counted a maximum of once per day.

FEBELUX (Belgium, Luxembourg)

Space

The space is divided into hall areas and open-air areas. This space is the surface occupied by the exhibitors and it also includes the "special show" areas utilized by the organizer for features which have a direct relation to the theme of the exhibition.

Exhibitors

Direct exhibitors: companies or organizations in touch with the organizer, who pay for their participation or agree on a commercial deal with the organizer in order to be present during the exhibition. The exhibitor owns a booth, and can sell products from different companies. Those companies offer goods or services via their personnel from their own exhibitor stand area, via a booth.

Indirect exhibitors: represented organizations or companies that are not present with their own staff, and whose products or services are present on a direct exhibitor's booth.

Visitors

Attendance figures are calculated based on the number of admissions at the exhibition venue during its official opening hours. The visitor owns an entrance ticket (includes VIP card) or bought a ticket through the preregistration system.

2 systems of admission:

- by an electronic monitoring system
- by retaining the tickets counterfoils or through registrations.

FKM (Germany and some events in Italy)

Space

The exhibitor stand area is broken down according to hall space and outdoor exhibition space, as well as according to space rented by domestic or foreign exhibitors. Stands, display panels and demonstrations, which deal with the theme of an event comprehensively or specific aspects of it, independent of exhibitors, are treated as special shows.

Net exhibition space consists of the exhibitor stand area and space for special shows. Gross exhibition space consists of the net space plus the corresponding access and service areas.

Exhibitors

Companies or organizations, which offer goods or services via their personnel from their own exhibitor stand area, are counted as exhibitors.

Additionally represented firms are companies whose goods or services are offered by another exhibitor. The number of exhibitors may not include the figures for additionally represented firms.

Visitors

The visitor figures are calculated according to the number of entries to the trade fair centre. The number of entries per day can, on the one hand, be determined by an electronic visitor admission system, whereby a maximum of one entry is registered per day.

The attendance figure is calculated by counting the number of admissions to the exhibition grounds. The number of admissions per day can for example be determined by using an electronic entry monitoring system; admission of a visitor shall be counted a maximum of once per day.

Organisers who do not employ electronic entry monitoring systems must supply proof of admission by retaining the ticket counterfoils or through registrations. The counterfoils of tickets sold by the ticket offices need not be retained as the takings of the ticket offices shall serve as proof.

DEFINITIONS

FKM-Austria (Austria, Croatia & Slovenia)

Space

The total rented space of an event is based on the amount of space rented by the individual exhibitors. The amount of rented space is divided into hall areas and open-air areas, and is also differentiated between domestic and foreign exhibitors.

Exhibitors

Exhibitor figures are compiled from the number of companies who have rented an individual stand and who use their own personnel to promote goods or services. Represented firms are companies whose goods or services are offered by another exhibitor. The number of exhibitors may not be added to the number of represented firms.

Visitors

The number of visitors is based on the amount of entrance tickets sold or is based on an electronic registration system. One entrance per visitor per day is counted. Visitors buying a multiple entrance ticket can use the ticket on several days during the show (counting of entry is based on the ticket price – if the ticket costs 20 % more than the one day ticket, two visitors are counted). Complimentary tickets, exhibitor tickets, press tickets etc. have not been taken into consideration.

Free entrance tickets are counted if based on an electronic registration system and the registration includes the full address of the visitor.

FUTFO (Finland) & SFC (Sweden)

Space

The total rented space of an event refers to the area used by and paid for by the exhibitors. A distinction is made between hall space and open air space. Areas given free of charge to exhibitors are not counted.

Exhibitors

An exhibitor with his own stand (direct exhibitor) is one who has obtained a contract for an exhibition stand in its entirety, or who uses a specified, clearly delineated portion of an exhibition stand using his own personnel to promote goods or services.

A represented firm (indirect exhibitor) is one whose products or services are offered through a direct exhibitor. The number of exhibitors with their own stands may not be added to the number of represented firms, except when evident.

Visitors

The number of visitors is the sum of paid entries, invitation cards used, and other used tickets which can have been obtained by conference visitors who have had access to the trade fair grounds. A visitor who visits a trade fair over a period of many days is counted once a day. Exhibitor, press, service and personnel cards and passes are not counted.

ISFCERT SRL - Istituto di certificazione dati Statistici Fieristici (Italy)

Starting from 2013 ISFCERT is appointed by ACCREDIA (Italian body member of European cooperation for Accreditation) to audit events in accordance with ISO 25639 -2008 and ISO 17065-2012

Space

The rented space of a fair is the area effectively occupied by the exhibitors, invoiced and paid at the official price.

The space is divided up in hall space and open-air space and in area rented by Italian and foreign exhibitors.

Areas given free of charge to private exhibitors are not counted.

Exhibitors

An exhibitor with his own stand (direct exhibitor) is one who occupies a stand for his company, receives the invoice and pays it.

Exhibitor figures are divided up in Italian and foreign exhibitors.

A represented firm (indirect exhibitor) does not have a stand of his own, but is present in the stand of a direct exhibitor. He cannot be considered, if he does not pay the official fee for the participation.

Visitors

Any person entering a trade fair presenting a ticket or a card proving payment of the entrance fee, or an invitation card with a control slip is considered as a visitor.

Visitors admitted free of charge are counted only, if they give elements for their qualification and identification.

Foreign visitors are counted only, if their identification is possible.

Honorary cards, exhibitor, press and service cards and passes are not counted.

Permanent access cards are counted only once.

DEFINITIONS

RUEF - Russian Union of Exhibitions and Fairs (Russia, Moldavia and Ukraine)

Space

The total rented space includes both hall space and open-air exhibition space rented by domestic and foreign exhibitors.

The rented space is subdivided into national and foreign area in accordance with an exhibitor classification.

Exhibitors

The exhibitor figures include those companies who rented on any terms (paid or free of charge) an individual booth for the full period of an exhibition event and who used their own or employed personnel to promote goods and services. Exhibitors are considered both main and co-exhibitors.

A represented company is one that displays its goods and services on a main exhibitor's booth, without personnel present.

The number of exhibitors may not be added to the number represented firms

Visitors

Visitor figures are determined by an electronic or a non-electronic visitor control, as well as by a number of paid entry tickets and individual invitations collected at the entrance.

Speakers and participants of complimentary events (seminars, conferences, congresses etc.) can be added only if they were registered at the entrance and visited the exhibition event.

Honorary cards, administration personnel, exhibitors and press cards are not counted.

UC CET (Turkey)

Space

The total rented space includes both hall space and open-air space contracted by the exhibitors, and based on the amount of space rented by the individual exhibitors. It includes the space rented for both national and foreign exhibitors.

Exhibitors

Natural and legal persons who exhibit their services and products on a stand assigned by the organizer in accordance with the provisions of contract signed between organizer and exhibitor.

The organizer has to fill and send a form of fair result report whose example shall be determined by the Union together with fair catalogue, a copy of fair contract, insurance policy and a document showing all insurance premium has been paid, the name list of direct or indirect foreign participants for international fairs to the chamber/commodity exchanges to which it has made its fair organizing application. The form includes total participant number, the rate and number of the foreign participants among all participants, distribution of direct or indirect foreign participants according to countries, total stand area allocated to participants, stand area allocated to the foreigners and its rate among total area, the total number of visitors, the rate and number of foreign visitors among all visitors, distribution of foreign visitors according to the countries and general evaluations of the organizer regarding the fair.

Visitors

Visitor numbers are calculated according to the number of tickets sold, number of complimentary tickets or electronic count at the tourniquets.

UNIMEV – OJS department (France)

Space

The given figures refer to area (booth space) occupied by exhibitors and co-exhibitors whether it is paid or unpaid.

It corresponds to the number of square meters effectively occupied. It does not include in this case the area used for features in relation with the theme of the exhibition.

Exhibitors and co-exhibitors

The main exhibitor is the entity contracting directly with the organizer and presents its products/services with its own personnel.

Co-exhibitor is the entity which presents its products/services on the main exhibitor's stand under his trade mark with its own personal.

Visitors

Any person entering the fair / trade show during its official opening hours who presents at control access either a ticket, or a card proving payment on the entrance fee or an invitation card with a numbered control slip is considered as visitor.

A journalist is counted as visitor. Visitors exclude the staff of exhibitors, exhibition centres, services providers and organizers' staff.

An additional visit, to be verified as made on a different day from the first visit is considered as a re-visit.

The visitor whose address is located in another European or third country is considered as foreign visitor.

The figures listed in the Euro Fair Statistics brochure concern the number of total visits: "visitors entries" is the total number of visitors admissions at the fair / trade show during its official opening hours.

LOCATIONS OF EVENTS



LISTS OF USED CODES (1/3): Interval year, Admission, Industry sectors

Interval year

1	once a year
2	every other year
3	every 3 years
4	every 4 years
5	every 5 years
6	every 6 years
2x1	2x1 = twice a year
3x1	3x1 = 3 times a year
4x1	4x1 = 4 times a year
blank	not regular or not yet known (first time)

Admission

T	trade (only)
P	public (only)
T/P	trade & public

Industry sectors

1. Agriculture, Forestry, Fishery
2. Food and Beverage, Hospitality
3. Leisure, Hobby, Entertainment
4. Business Services, retail
5. Construction, Infrastructure
6. Travel
7. Security, Fire Safety, Defense
8. Education
9. Energy, Oil, Gas
10. Environmental Protection
11. Printing, Packaging
12. Furniture, Interior design
13. Premium, Household, Gifts, Toys
14. Beauty, Cosmetics
15. Real Estate
16. Automobiles, Motorcycles
17. Chemistry
18. Electronics, Components
19. Engineering, Industrial, Manufacturing, Machines, Instruments, Hardware
20. Aviation, Aerospace
21. IT and Telecommunications
22. Health, Medical Equipment
23. Optics
24. Jewelry, Watch & Accessories
25. Textiles, Apparel, Fashion
26. Transport, Logistics, Maritime
27. General

LISTS OF USED CODES (2/3): List of auditors with their contact details

1 Artus Consulting

Innsbrucker Bundesstraße 73
5020 Salzburg, Austria
Phone: + 43 662 851 287 19
e-mail: c.richter@artus.at

2 BDO & Associados

Avenida da Republica 50-10°
P-1069-211 Lisbon, Portugal
Phone: +351 2 17 99 04 20
Fax: +351 2 17 99 04 39
e-mail: Pedro.Dias@bdo.pt

3 BDO LLC

201-203, Kharkivske Road
Kyiv, 02121, Ukraine
Tel.: +38 (044) 393 26 87, +38 (044) 393 26 88
Fax: +38 (044) 393 26 91
e-mail: bdo@bdo.kiev.ua

4 CENTREX

Albertirsai út 10
H-1101 Budapest, Hungary
Phone & Fax: +36 (1) 26 36 368
e-mail: info@centrexstat.org

5 DNV

Centro Direzionale Colleoni - Viale Colleoni, 9 - Palazzo Sirio 2
20864 Agrate Brianza (MB), Italia
Phone: +39 039 6899905
Fax: +39 039 6899930
e-mail: milan@dnv.com - <http://www.dnv.it>

6 Ernst & Young Accountants LLP

Wassenaarseweg 80
2596 CZ Den Haag (The Hague)

7 EXPOCERT

65 rue Colbert
92700 COLOMBES, France
Phone: +33 1 47 84 01 56
e-mail: contact@expocert.fr
www.expocert.fr

8 EXPO*STAT

33 rue Abel Hovelacque
75013 PARIS, France
Phone : +33 1 45 35 69 86
e-mail : cdasilva@expostat.com
www.exposat.com

9 FKM

Littenstrasse 9
D-10179 Berlin, Germany
Phone: +49 (30) 2 40 00-0
Fax: +49 (30) 2 40 00-3 40
e-mail: info@fkm.de
www.fkm.de

10 ISFCERT SRL

Via L. Vestri, 1
40128 Bologna, Italy
Phone: +39 (051) 745 9000
Fax: +39 (051) 745 9007
e-mail: info@isfcert.it

11 MADISON

C/ Proción, 7 Portal 1 - EDIFICIO AMÉRICA II
E-28023 Madrid, Spain
Phone : +34 90 260 25 55
e-mail: maite.sanmartin@madisonmk.com
website: www.madisonmk.com

12 MediaAuditFinland Oy

Lönnrotinkatu 20 B
00120 Helsinki Finland
Phone: +358 40 358 9315
website: www.mediaauditfinland.fi

13 RussCom IT Systems

8, Aviamotornaya str.
111024 Moscow, Russia
Phone: +7 495 925 0433
Fax: +7 495/925 0432
e-mail: audit@auditexpo.ru

14 Scandinavian Fair Control (SFC)

Fairlink AB
Elmiavägen 11
S-554 54 Jönköping
Phone: +46 36 34 62 30
e-mail: info@fairlink.se
website: www.fairlink.se

15 TREVOR

Revisione e organizzazione contabile
Sede di Trento
Via Brennero N. 139, 38121 Trento (TN)
Phone: +39 0461 828 492
Fax: +39 0461 829 808
e-mail: trevor.tn@trevor.it
website: www.trevor.it

16 Turkey : local Chambers of Commerce

Contact UCCET
Dumlupınar Bulvarı No:252 (Eskişehir Yolu 9. Km.)
06530 / Ankara, Turkey
Phone: +90 (312) 218 22 82
Fax: +90 (312) 218 24 84
e-mail: info@tobb.org.tr

LISTS OF USED CODES (3/3): List of organizers

1	24 Saat Fuarçılık Ltd Şti	46	ANGERS EXPO CONGRES	88	Atlas Uluslararası Fuarçılık Reklam Org. Ltd. Şti
2	4M Fuar Organizasyon Tic. Ltd. Şti	47	ANTEPRIMA TREND SELECTION SRL	89	Auto Zürich AG
3	656 EDITIONS	48	AOPM, FEDOP, AFDO	90	AUTOMOBILE CLUB DE L'OUEST
4	A ve A Fuarçılık Org. ve Tic. Ltd. Şti.	49	APETAM (Asociación Provincial de Empresarios Transportistas y Agencias de Málaga)	91	AUXERRE CONGREXPO
5	A&T sas di Luciano Malgaroli	50	APHV - ASSOCIATION POUR L'HISTOIRE VIVANTE	92	Aviation Week Network
6	A.N.C.I. SERVIZI SRL	51	AQUITEC	93	AVIGNON TOURISME
7	A.P.V.O	52	AREZZO FIERE E CONGRESSI SRL	94	AVPM AUDIOVISUAL Y MARKETING
8	A3 LOR	53	ARGOS SERVEIS I FIRES	95	Avrasya Fuarçılık Tanıtım Org. Hizmet Ltd. Şti.
9	A3P	54	ARK Fuarçılık Dış Ticaret Ltd. Şti	96	Ayuntamiento de Las Palmas de Gran Canaria
10	Abies Fuar Hizmetleri Ltd. Şti.	55	ARLPC (Amicale Rétro Locomotion du Pays chatelleraudais)	97	Ayuntamiento de Málaga, Consejería de Economía y Conocimiento de la Junta de Andalucía, Ministerio de Economía y Competitividad
11	ACPT Fuarçılık A.Ş.	56	ARNOLD CLASSIC	98	AZSIENDA SPECIALE FIERA INTERNAZIONALE DELLA SARDEGNA
12	ACTIVA FRANCE	57	Arnold Meyer	99	B+E Marketing GmbH
13	ADAF - ASSOCIATION DES DEPANNEURS AUTOMOBILE DE FRANCE	58	ART Fuar Org. Tic Ltd.Şti.	100	Bashkir Exhibition Company, Ltd.
14	Additive Manufacturing Europe	59	ART PARIS (FILIALE DE FRANCE CONVENTIONS)	101	bbg Betriebsberatungs GmbH
15	ADES ORGANISATION	60	Artexis Easyfairs	102	BEA s.r.l.
16	ADHESION GROUP	61	Arti Fuarçılık Organizasyon Ltd. Şti	103	BEAUTEAM
17	Adriatic Fair	62	Artkim Fuarçılık Tic. A.Ş.	104	BEC - BILBAO EXHIBITION CENTRE
18	ADVANCED MUSIC	63	ARTS EXPO	105	BEES-BIOENERGIE EVENEMENTS ET SERVICES
19	AHCOS	64	AS Fuarçılık Hizmetleri Tic. Ltd. Şti	106	Bellavita Expo
20	AFAG Messen und Ausstellungen GmbH	65	ASCONTEX PROMOZIONI SRL UNIPERSONALE	107	BGT
21	Afanya Fuarçılık Ltd. Şti	66	ASEBIO (Asociación Española de Bioempresas or Spanish Bioindustry Association)	108	BIBLIOTHEQUE COLMAR - POLE MEDIA CULTURE EDMOND GERRER
22	AGEN EXPO CONGRES	67	Asel Uluslararası Fuar Hizmetleri A.Ş.	109	BIRP
23	AGENCE SAFYM	68	Asiexpo	110	Bizon Exhibition Companies Group LLC
24	AGENCE VICTORIA STUDIOS	69	ASOC. VIDA SANA	111	Bizon Exhibition Companies Group, LLC
25	Agencia Lógica y Congresos	70	ASOCIACION ANDALUZA DE FRANQUICIAS Y NEGOCIOS FIFSUR	112	Blickfang GmbH
26	AGENTS&BROOKERS	71	Asociación Ciudad Blanca	113	Boerding Exposition SA
27	Agoras Fuarçılık Hizmetleri Ltd. Şti.	72	Asociación Malagueña de Automoción	114	Bologna Fiere Spa
28	AIMPES SERVIZI SRL	73	ASOCIACIÓN VIDA SANA S.A	115	Bologna Mineral Service S.r.l.
29	AINTEREXPO	74	ASSOCIATION CANINE DU POITOU	116	Bolognafiere Cosmoprof
30	Ajansasya Fuarçılık Org. Ltd. Şti.	75	Association cantonale genevoise e-sport	117	BONJOUR CARAVANING
31	Akare Fuarçılık A.Ş	76	ASSOCIATION CERCLE BIARROT DES AMATEURS DE BIERE	118	Bording Expositions SA
32	Akdeniz Reklamcılık ve Tanıtım Hizmetleri A.Ş.	77	ASSOCIATION FOIRE DE LA HAUTE-SAVOIE MONT-BLANC (ROCHEXPO)	119	Bourse internationale aux armes, Sàrl
33	Akort Tanıtım Organizasyon ve Fuarçılık Ltd. Şti.	78	ASSOCIATION MARATHON DE LA ROCHELLE	120	Boyut Fuarçılık Hizmet. Org. Ltd. Şti
34	Aktif Fuarçılık Ltd. Şti	79	Association of Designers, Manufacturers and Suppliers of Personal Protective Equipment (ASIZ)	121	BrancheContact
35	ALLEZ LES MOMES	80	ASSOCIATION SALON DES SOLIDARITES	122	Brno Trade Fairs
36	ALPE Management Sàrl	81	Associazione Culturale Tunis	123	BUREAU HORTICOLE REGIONAL PAYS DE LOIRE/SALON DU VEGETAL
37	ALPEXPO GRENOBLE	82	ASSOMAC SERVIZI SRL	124	Burgenland Messe Betriebsges.m.b.H. & Co. KG
38	AMA Service GmbH	83	ASSOSERVIZI BIELLA SRL	125	BY CONNECT
39	AMBAR CONNECT S.L.	84	ATELIERS D'ART DE FRANCE	126	C³ Chemnitzer Veranstaltungszentren GmbH/o Messe Chemnitz
40	AMGE-Caravane (Association des Marocains aux Grandes Ecoles)	85	Atis Fuarçılık A.Ş.	127	CAEN EVENT
41	Amsterdam Food Festival	86	ATLANBOIS	128	CANSO Y ATCA
42	Anadolu Expo Fuar Ticaret Ltd.Şti	87	ATLANTIKA EVENEMENTS	129	CARRARAFIERE S.R.L.
43	ANCF (ASSOCIATION NATIONALE CIVAM FERMIER)			130	CCI DE BEZIERS - SAINT-PONS
44	ANECPLA			131	CCI DE LA ROCHELLE
45	Anfaş Antalya Fuarçılık İşletme ve Yatırım A.Ş.				

LISTS OF USED CODES (3/3): List of organizers

132 CCI DE TARBES ET DES HAUTES PYRENEES
133 CCI DU GARD - Délégation Nîmes
134 CCI ILLE-ET-VILAINE - Délégation de Saint-Malo
135 CE Messen GmbH
136 CENTRE DE REGULACIÓ GENÒMICA
137 CENTRE FRANCE EVENEMENTS
138 CENTRE HOSPITALIER D'ANGOULEME
139 CEPRA - CENTRO PROMOZIONALE ACIMALL SRL UNIPERSONALE
140 CesenaFiera
141 CEU -CENTRO ESPOSIZIONI
142 CHAMBRE DES METIERS ET DE L'ARTISANAT D'EURE ET LOIRE
143 CHAMBRE REGIONALE DES METIERS ET DE L'ARTISANAT D'ILE DE FRANCE (CRMA IDF)
144 Charleroi Expo Congrès
145 CHORUS SA
146 Chuma Promotions
147 CITEVENTS SARL
148 Clarion Events Deutschland GmbH
149 CLUB AMATEURS D'AUTOMOBILES ANCIENNES
150 CNEP
151 COBees
152 COFAQ
153 COGES
154 COLEGIO OFICIAL DE FISIOTERAPIA DE ANDALUCÍA
155 COLMAR EXPO SA
156 COMEXPOSIUM
157 COMITE DES FETES, FOIRES ET SALONS DE LA ROCHELLE
158 COMITE FRANCAIS DU CAFE
159 COMMUNAUTE EMMAÜS POITIERIS
160 COMMUNICA ORGANISATION
161 COMOCREA - EXPORT CONSORTIUM TEXTILE DESIGN
162 COMPAGNIE FEODALE
163 Comune di Alba
164 Conceptum Spain
165 Conference Service S.r.l.
166 CONGRES ET EXPOSITIONS DE BORDEAUX
167 Congress und Messe Innsbruck GmbH
168 CONRAD SON, S.L.
169 CONSEIL NATIONAL DES CENTRES COMMERCIAUX (CNCC)
170 CONSORCI DE LA ZONA FRANCA
171 COTE OUEST (Membre de LÉVÈNEMENT)
172 COTE SALONS
173 CREMONAFIERE S.P.A.
174 CRJP CONSEIL
175 Crocus International AO

176 CSI Concours Saut International AG
177 CT FairExpo
178 Çukurova Fuarçılık A.Ş.
179 Curiosity Antic
180 CYF Fuarçılık A.Ş.
181 Dalexpocenter Ltd.
182 DDB LIVE FOR PEOPLE
183 DE COMM' & D'ESPRIT
184 DELEGATION TERRITORIALE DE VANNES DE LA CCI DU MORBIHAN
185 Demos Fuarçılık ve Org. A.Ş.
186 Detay Fuarçılık Org. Ve Tanıtım Hizmet. Ltd.Şti
187 Deutsche Messe AG
188 Diario Montañés
189 DIJON CONGREXPO
190 DIPUTACIÓN DE SALAMANCA
191 DISNEY BUSINESS SOLUTIONS
192 DLG e.V.
193 DLG Fuarçılık Ltd.Şti.
194 DLG Service GmbH
195 DLG-Intermarketing
196 DO.MO.ART. SRL
197 Domino Fuarçılık Ltd. Şti.
198 Dossodossi Fuarçılık A.Ş.
199 Dreamhack Encom
200 DUPLEX AND CO
201 E Uluslararası Fuar ve Tanıtım Hizmetleri A.Ş.
202 E.A. Fiera del Levante
203 E.A. FIERA DI FOGGIA
204 E.I.C.M.A. - ESPOSIZIONE INTERNAZIONALE DEL CICLO E MOTOCICLO
205 EASL
206 Easy Fairs Switzerland
207 Easyfairs
208 EASYFAIRS IBERIA S.L.
209 ECO BIO D'ALSACE
210 ECR Fuarçılık Ltd. Şti
211 Edi.CER
212 EDIPAP S.R.L.
213 EDITIONS LVA
214 Editrice il campo
215 Edefairs Fuarçılık Ltd. Şti
216 EDUTECHCLUESTER
217 EFEM Uluslararası Fuar ve Org. Hiz. A.Ş.
218 EFIM SPA
219 EF-International Ltd
220 Efor Ege Fuarçılık Org. Ltd. Şti.

221 EHLIS S.A.
222 Eket Fuarçılık Tic. Ltd. Şti.
223 Eko MMI Fuarçılık Tic. Ltd. Şti.
224 EKS Fuarçılık A.Ş.
225 Ekspoturk Fuarçılık Org. Ltd. Şti
226 Elektrifikatsiya Exhibition Hall
227 Elipse Iniciativas
228 Elka Fuarçılık Ltd. Şti.
229 Elmia
230 Emex Management GmbH
231 EMMAÜS CHATELLERAULT - NAINTRÉ
232 EMTG
233 EQUIPE INTERNATIONAL SRL
234 ERM EVENTS S.L
235 ESPACIO DE ARTE CONTEMPORANEO DIEZ-CASCON ARQUITECTOS
236 ESPRITMEUBLE
237 Etucom Sàrl
238 Euroexpo Ltd.
239 EUROEXPO Messe- und Kongress-GmbH
240 Euroindex
241 Euronovios Aragón 2010, S.L.
242 EUROVET
243 EUSKALTEL
244 EVEN PRO
245 EVENT INTERNATIONAL
246 EVENTOPLUS MEDIOS SL
247 EVENTOS DEL MOTOR
248 Eventos del Motor S.L.
249 Eventus Organizasyon Fuarçılık ve Tic A.Ş.
250 EXPO ARAD
251 EXPO CONSEIL
252 Expo Fuarçılık San. Ve Tic. Ltd. Şti
253 EXPO OUEST INTERNATIONAL
254 Expocentre AO
255 EXPOCINEGETICA
256 EXPOCINQ
257 Expodesign Russian Exhibition Company Ltd.
258 Expolink Fuarçılık Org. Tan. Ltd. Şti
259 Expomark Oy
260 ExpoMazury
261 EXPOMEDIA
262 EXPONANTES
263 Exponor
264 Expo-Park. Exhibition Projects Ltd.
265 EXPOS SALONS ANIMA

LISTS OF USED CODES (3/3): List of organizers

266 EXPOICAM SRL	311 Förlags AB Albinsson & Sjöberg	356 Hannover Messe Ankiros Fuarçılık A.Ş.
267 Expo-Time GmbH	312 Freiburg Wirtschaft Touristik undMesse GmbH & Co. KG	357 Hannover Messe Bileşim Fuarçılık A.Ş.
268 Expo-Volga Ltd	313 FREMAA (Fédération Régionale des Métiers d'Art d'Alsace)	358 Hannover Messe Sodeks Fuarçılık A.Ş.
269 Eylül Fuar Org. Sergi ve Panayır Ltd.Şti	314 Frig Fuarçılık ve Org. Hizm. San. Ve Tic. Ltd. Şti.	359 Health & Beauty Marketing Swiss GmbH
270 F.I.C.E.	315 FUNDACIÓ INFORM	360 Heinz Schoch
271 Fachausstellungen Heckmann GmbH	316 FUNDACIÓN DE FERIAS E EXPOSICIONS DE OURENSE	361 Helsinki Fair Ltd
272 Faircom AG	317 GALEC	362 Helvartis
273 FairToAll GmbH	318 GalExpo	363 HHB Fuar Organizasyon Reklam Ltd. Şti
274 FantasyCon AG	319 GEFI S.P.A.	364 HINTE GmbH
275 Farexpo LLC	320 GEMCOM / AQUIBAT	365 HKF Fuarçılık A.Ş.
276 Fase 20	321 Gençiz Fuarçılık Org. Ltd. Şti	366 Hochschule für Gestaltung und Kunst
277 FATEX - PREMIERE VISION	322 GEO SpA	367 Hochzeitsmesse Luzern
278 FDHPA 17	323 Gewerbeverband Basel-Stadt	368 HP COMMUNICATION
279 FEDERLEGNO ARREDO EVENTI SPA	324 GHM Gesellschaft fürHandwerksmessen mbH	369 HUNGEXPO
280 FEIRA INTERNACIONAL DE GALICIAABANCA	325 GIE DISGROUP	370 Husvagnsbranschens Riksförbund and Caravan Club of Sweden
281 FERIA BEBE SL	326 GIE OBJECTIF TRANSPORT PUBLIC	371 I Saloni Nautici Genova
282 FERIA DE VALENCIA	327 GL EVENTS - TOULOUSE EVENEMENTS	372 I2I Fuarçılık Organizasyon ve Tanıtım Hizmetleri A.Ş.
283 FERIA DE VALLADOLID	328 GL EVENTS EXHIBITIONS	373 IAAPA
284 FERIA DE ZARAGOZA	329 GL EVENTS EXHIBITIONS - BREST	374 IBS EVENT
285 FERIA DEL MUEBLE DE YECLA	330 GL EVENTS EXHIBITIONS - LYON	375 ICE Ltd.
286 Ferrara fiere e congressi	331 GL EVENTS EXHIBITIONS - PARIS	376 IDEABIELLA
287 Fespa Eurasia Fuarçılık A.Ş.	332 GL EVENTS EXHIBITIONS - VILLENEUVE SUR LOT	377 IDEAL Connaissances
288 FF EVENTS	333 GL Events Fuarçılık A.Ş.	378 IDF Uluslararası Fuarçılık A.Ş.
289 FHH	334 GL Platform Fuar Hizmetleri Ltd. Şti.	379 IDICE SAS
290 FICOMIC	335 Global Kongre ve Fuarçılık İşlet.A.Ş.	380 IFA - INSTITUCION FERIA Alicantina
291 FIERA MILANO SPA	336 Globus Fuar Kongre Yönetimi ve Tanıtım Hizmetleri Ltd. Şti.	381 IFA. International Fiscal Association
292 Fiera Roma Srl	337 gmk & WNP Fachmessen UG	382 IFEBA_FERIA DE BADAJOZ
293 Fiere di Parma spa	338 Gobierno de Cantabria/Palacio	383 IFEMA - FERIA DE MADRID
294 FIGURE DE STILL	339 Godet Production	384 IFEPA - INSTITUCION FERIA VILLA DE TORRE PACHECO
295 FIL	340 GORAL EXPO	385 İFO İstanbul Fuar Hizmetleri A.Ş.
296 Finnish Marine Industries Federation Finnboat	341 Gospordarsko razstavišče d.o.o.	386 IIFA
297 FIRA DE BARCELONA	342 Grand Chelem Event SA	387 İkon Fuarçılık Hizmetleri Ltd. Şti
298 FIRENZE FIERA S.P.A.	343 GRAND NANCY CONGRES ET EVENEMENTS	388 IL TAR' SCPA
299 FISA	344 GreenExpo Exhibition company Ltd.	389 İMİ Fuarçılık Hizmetleri Ltd.Şti.
300 FITNnMOVE Sàrl	345 GROUPE AEF	390 İnarts Fuarçılık Org. Danışmanlık Tic. Ltd. Şti .
301 Fivit Srl	346 GROUPE ALTICE MEDIA	391 INFECAR - INSTITUCIÓN FERIA DE CANARIAS
302 FLEET Events GmbH	347 GROUPE SPAT SAS	392 İno Uluslararası Fuar Tan. Org. A.Ş.
303 FOIRE DE BERE - CHATEAUBRIANT	348 GROUPE STUDYRAMA	393 İnoloji Fuarçılık A.Ş.
304 FOIRE DU DAUPHINE - ROMANS	349 Grup Medya Fuarçılık Ltd. Şti.	394 INFOPRO DIGITAL
305 FOIRE ECONOMIQUE DE CASTRES	350 GRUPO CORREO	395 INFOPROMOTIONS - GROUPE SOLUTIONS
306 FOIRE INTERNATIONALE DE CLERMONT-FERRAND COURNON	351 GRUPO PACÍFICO	396 Informa Exhibitions UK
307 FOIRE-EXPOSITION DE LIMOGES ET DU LIMOUSIN	352 GSMA	397 Innova Eventos Zaragoza S.L.U.
308 Fondazione per il Libro, La Musica e la Cultura	353 Gulf Turk Fuar Hizmetleri Ltd. Şti	398 Inram Micro GmbH
309 Fondazione Torino Musei	354 Hamburg Messe und Congress GmbH	399 Int. Vakbeurs v/h Meubel
310 Föreningen Svensk Dentalhandel (FSD)	355 Hannover Fairs Turkey Fuarçılık A.Ş.	400 INTERALIA, Ferias Profesionales y Congresos, S.A.

LISTS OF USED CODES (3/3): List of organizers

401 Interart & Touristik AG	446 Lahti Fair Ltd	491 MEDI Expo Ltd.
402 Intergem Messe GmbH	447 LAMIRAULT	492 Mediapoint & Communications Srl
403 International Fair Plovdiv	448 Landesmesse Stuttgart GmbH	493 Medya Fors Fuarçılık A.Ş.
404 International Fashion Fair İstanbul Moda Fuarçılık A.Ş.	449 L'AUTRE AGENCE	494 Medya Trend Fuarçılık San. Ve Tic. A.Ş.
405 Interproject srl Catania	450 LE CHEQUE DEJEUNER	495 Mesago Messe Frankfurt GmbH
406 Interservis	451 LE MANS EVENEMENTS SEMI	496 Mesago Messemanagement GmbH
407 Interteks Uluslararası Fuarçılık A.Ş.	452 LE MONDIAL DU TATOUAGE	497 Mesago PCIM GmbH
408 Isabel Buatas	453 LE TIGRE - POLE EVENEMENTIEL ARC AGGLOMERATION	498 Messe Berlin GmbH
409 ISF Fuarçılık Tic. Ltd. Şti.	454 LEDO Sports & Events, SLU.	499 Messe Bozen
410 İstanbul Dünya Ticaret Merkezi A.Ş.	455 Leipziger Messe GmbH	500 MESSE BREMEN & ÖVB-ArenaWFB Wirtschaftsförderung Bremen GmbH
411 İstanbul Eğitim Fuarları ve Tanıtım Ltd. Şti	456 Leipziger Messe International GmbH	501 Messe Congress Graz Betriebsgesellschaft m.b.H
412 İstanbul Fuarçılık A.Ş.	457 LES AMIS DE LA TRACTION	502 Messe Düsseldorf GmbH
413 İstanbul Restate Fuar Org. A.Ş.	458 LES EDITIONS SEBAN LESITEDUMARIAGE.COM	503 Messe Erfurt GmbH
414 Italian Exhibition Group SpA	459 LES VAILLANTES PETARELLES DE L'OUEST (VPO)	504 Messe Essen GmbH
415 ITE Expo LLC	460 Liege Expo	505 Messe Frankfurt Exhibition GmbH
416 ITE Siberis (ITE Expo LLC)	461 Life Media Fuarçılık A.Ş	506 MESSE FRANKFURT FRANCE S.A.S
417 İZFAŞ İzmir Fuarçılık Hizmet. Kültür ve Sanat İşleri. Tic.A.Ş	462 LILLE GRAND PALAIS	507 Messe Frankfurt İstanbul Uluslararası Fuarçılık Ltd. Şti.
418 Jaarbeurs	463 LINEAPELLE SRL	508 Messe Frankfurt RUS Ltd.
419 JARDILAND	464 LIVE ! BY GL EVENTS (Membre de L'ÉVÈNEMENT)	509 Messe Husum & Congress GmbH & Co. KG
420 JBC SARL	465 Live Business Media Group	510 Messe Luzern AG
421 JEANNE & LOUIS PRODUCTIONS	466 LLOBREGAT LLUDIC	511 Messe München GmbH
422 JEC SA	467 Longarone Fiere S.r.l.	512 Messe Offenbach GmbH
423 JNR Fuarçılık Ltd. Şti.	468 LOVE EMERAUDE EVENTS	513 Messe Offenburg-Ortenau GmbH
424 JOINTO ENTERTAINMEN SL	469 LUCCA COMICS&GAMES S.R.L.	514 Messe Ried GmbH
425 Jyväskylä Fair Ltd	470 Luxexpo	515 Messe Stuttgart Ares Fuarçılık Ltd. Şti
426 Kajju Entertainment	471 M.SEVENTY.S.R.L.	516 Messe- und VeranstaltungsgesellschaftMagdeburg GmbH (MVGM)
427 Kalite Fuarçılık Ltd. Şti	472 Mack Brooks Exhibitions Ltd.	517 Messe Wächtersbach GmbH
428 Karlsruhe Messe- und Kongress GmbH	473 Mack Brooks Fuarçılık A.Ş.	518 Messe Wels GmbH & Co KG
429 Kazanskaya Yarmarka JSC	474 MADRID HORSE WEEK SL	519 Messezentrum Salzburg GmbH
430 Kempten Messe- & VeranstaltungsbetriebAllgäuer Festwoche	475 Magenta Publicidad	520 Metal-Expo LLC
431 Kielce Trade Fairs	476 Malatya Belediyesi Fuarçılık Hizmet. Kültür ve Sanat Etkinlik. Tic. A.Ş.	521 METALIA GESTION INTEGRAL, S.L
432 Kinold - Ausstellungsgesellschaft mbH	477 MANTOVA IN SRL	522 METZ-EVENEMENTS
433 Klagenfurter Messe Betriebsgesellschaft m.b.H.	478 MAREDIMODA SCARL	523 MICRONORA
434 Kobi Fuarçılık Tanıtım ve Organizasyon Ltd. Şti.	479 Maria Ortiz (Geyseco Santander S.L.)	524 MICROPOLIS - PARC DES EXPOSITIONS ET CONGRES DE BESANCON
435 KOELN PARMA EXIBITIONS SRL	480 MARKET ACCESS GROUPE ENR	525 MIDO SRL UNIPERSONALE
436 Koelnmesse GmbH	481 Marketing Centre ExpokhleB	526 MIFUR
437 Kortrijk Xpo CVBA	482 Marmara Tanıtım Fuarçılık Org. Rek. ve Tic. A.Ş.	527 Migros Genossenschaft
438 KrasnodarEXPO Ltd.	483 Marmaris Fuarçılık Org. Halkla İlişkiler Ltd. Şti.	528 Mineralien- u. Fossilienverein Sektion Basel und NWS
439 Küre Fuarçılık Ltd. Şti.	484 Masters of LXRY	529 MİNT Fuarçılık ve Organizasyon A.Ş.
440 Kuzbass Fair JSC & Messe Duesseldorf Moscow, OOO	485 Mavi Uluslararası Fuarçılık Hizmetleri Tic. Ltd. Şti.	530 Mir-Expo EC LLC
441 KWF - Kuratorium für Waldarbeitund Forsttechnik GmbH	486 MBA Grup Uluslararası Fuarçılık Ltd. Şti	531 MIXOLOGYA
442 Kyiv International Contract Fair	487 MC Fuarçılık Ltd.Şti.	532 MLBC
443 L.E.O - LOIRE EVENEMENT ORGANISATION	488 MCH Group	533 MMI Eurasia Fuarçılık Ltd. Şti.
444 LA ROCHELLE EVENEMENTS	489 MCT	534 MOBILE WORLD CAPITAL BARCELONA
445 LA VOIX L'ETUDIANT SA	490 MDV	535 MOBILITY FOR BUSINESS

LISTS OF USED CODES (3/3): List of organizers

536 Modef Fuarçılık Ticaret Ltd. Şti	581 PARC EXPO RENNES	626 REAL SOCIEDAD CANINA DE MURCIA
537 Moldexpo Int. Exbn. Center JSC	582 Patika Tanıtım Fuar ve Sergi Org. Hizmet. Ltd. Şti.	627 RECYCLING TIMES MEDIA CORP.
538 MONEV	583 Paulownia Italia	628 Reed Exhibitions Deutschland GmbH
539 MONTPELLIER EVENTS	584 PC MÉDIA	629 REED EXHIBITIONS ITALIA S.R.L.
540 Mostra d'Oltremare	585 PHARMINTECH SRL	630 REED EXPOSITIONS FRANCE
541 MOTORPRESS IBÉRICA, S.A.	586 Piacenza expo	631 Reed Messe Salzburg GmbH
542 MSK Fuarçılık Ltd. Şti.	587 Pistor AG	632 Reed Messe Wien GmbH
543 MTGSA	588 PITTI IMMAGINE S.R.L.	633 REED MIDEM
544 MTP	589 PLANNER REED, S.L.U.	634 REED TRAVEL EXHIBITIONS
545 MULHOUSE EXPO SAEML	590 Platform Fuarçılık Hizmetleri Ltd. Şti.	635 Reed Tüyap Fuarçılık A.Ş.
546 MunichExpo Veranstaltungen GmbH	591 Platform Uluslararası Fuarçılık A.Ş.	636 REGIE GAYANT EXPO
547 Muratorexpo	592 POMONA KEEPERS S.L.	637 Renkli Fuarçılık Ltd. Şti.
548 MUSEUMEXPERTS SAS	593 PORDENONE FIERE SPA	638 RESEAU ATLANTIQUE DIABETE
549 MUSIC EVENTS UNIVERSAL	594 Pozitif Fuarçılık A.Ş.	639 RESTEC Exhibition Company Ltd
550 MUSICORA	595 Poznan International Fair	640 RESTEC Exhibition Company Ltd
551 MyFair Events GmbH	596 Premier Expo	641 Rheintal Messe und Event AG
552 NAP Fuarçılık Ltd. Şti	597 PREMIERE VISION ACCESSORIES	642 Rimini fiera spa
553 Navigo BV	598 PREMIERE VISION DESIGNS	643 RIVA DEL GARDA FIERE E CONGRESSI SPA
554 NBAA/EBAA	599 PREMIERE VISION FABRICS	644 RLP-Yarmarka Ltd
555 NEBEXT	600 PREMIERE VISION LEATHER	645 RLP-Yarmarka Ltd.
556 NICARO	601 PREMIERE VISION SA	646 Rönesans Fuarçılık ve Yayıncılık A.Ş.
557 NICEXPO	602 PREMIERE VISION YARNS	647 Rostocker Messe- und Stadthallengesellschaft mbH
558 NIVEXPO - FOIRES ET SALONS NIVERNAIS MORVAN	603 PRIMEXPO (ITE Expo LLC)	648 Rotterdam Ahoy
559 Nizhegorodskaya Yarmarka All-Russia JSC	604 Private Label Manufacturers Association	649 Rotterdam Ahoy/ADN
560 Nolia	605 Privileg Event GmbH	650 Rotterdam Ahoy/Match Plus
561 NORMAND'EXPO - LE HAVRE	606 PRO-ARTS INICIATIVAS ARTISTICAS SL	651 ROUEN EXPO EVENEMENTS
562 North Finland Fair	607 PROFER SERVICIOS INTEGRALES	652 RPM RACING
563 NürnbergMesse GmbH	608 PROGOURMET S.A.	653 Rumar und Partner GmbH
564 Olma Messen St.Gallen	609 Proinco	654 S.I.TE.X. S.P.A.
565 ONISEP TOULOUSE	610 PromoFACTS GmbH	655 S.L.C - SUD LOIRE CARAVANES
566 ORGANISATION FHRA	611 PRONORD EST	656 SAFI
567 ORGEXPO	612 PROPOSTE S.R.L.	657 SAFIM Marseille
568 Orgtechcentre Interoptorg JSC	613 Protex B.V.	658 SAINT BRIEUC EXPO CONGRES
569 Orion Fuarçılık ve Tanıtım Hizmetleri A.Ş.	614 PUZZLE CENTRE	659 SAINT ETIENNE PARC EXPO
570 ORLEANS VAL DE LOIRE EVENEMENTS	615 PV MANUFACTURING - PREMIERE VISION	660 Sanoma Media B.V.
571 Ormaris AG	616 Pyramids Grup Fuarçılık A.Ş.	661 SAPAR
572 OUEST ARTS	617 quickfairs	662 S-Attitude SRL
573 P. FOSCOLO ORGANISATIONS	618 QUICKFAIRS SRL	663 SAVOIXPO - CHAMBERY
574 PADOVA FIERE SPA	619 Radicofani, S.L.	664 SAWO
575 PALACIO DE EXPOSICIONES Y CONGRESOS DE SANTANDER	620 RADIO COURTOISIE	665 SCAR UNION
576 PALACIO DE FERIAS Y CONGRESOS DE MÁLAGA	621 RAI AMSTERDAM	666 Schmid + Siegenthaler Consulting GmbH
577 Palexpo	622 RAM Regio Ausstellungs GmbH	667 SEAE (Société d'Encouragement à l'Agriculture et à l'Elevage)
578 PAP EVENEMENTS SARL	623 RAM RegioAusstellungs GmbH Erfurt	668 SECECAM
579 PARC DES EXPOSITIONS «LE MILLESIMUM»	624 RANDO EXPO	669 Secretaría de Estado de Telecomunicaciones y para la Sociedad de la Información (actual SESIAD) y Ametic
580 PARC DES EXPOSITIONS DU PERIGORD	625 RB CONSEILS ILEARNING FORUM	

LISTS OF USED CODES (3/3): List of organizers

670 Sedef Fuar ve Kongre Hizmetleri San. ve Tic. A.Ş.	715 Targi Lublin	760 Vakıf Fuarçılık Rek. Yay. Tanıtım Org. Tic. Ltd. Şti.
671 Sektörel Fuarçılık A.Ş.	716 Targi Torunskie	761 VAPEXPO
672 Senaf srl	717 Targi w Krakowie	762 VBUFFARD-ORGANISATIONS
673 Senexpo Uluslararası Fuarçılık A.Ş.	718 TAX FREE WORLD ASSOCIATION - TFWA	763 VENDITALIA SERVIZI S.R.L.
674 SEQC. Sociedad Española de Químicos Conméticos / Step Exhibitions Ltd	719 TC MEDIA	764 VERDUN EXPO MEUSE
675 Shov Fuarçılık Ltd. Şti	720 Teknik Fuarçılık ve Yayın. Reklam Danış. Tic. Ltd. Şti	765 Verein Deutscher Werkzeugmaschinen-fabriken e.V. (VDW)
676 SIAL (GROUPE COMEXPOSIUM)	721 TENDANCES	766 VERONAFIERE Spa
677 SINERGIA BARCELONA SL	722 TERRALIES ASSOCIATION	767 Vestiyer Akademik Eğitim ve uarçılık Tic. Ltd. Şti.
678 SINERGY EVENTS	723 Textilexpo JSC	768 VGROUP SRL
679 Sinerji Uluslararası Fuarçılık Ltd. Şti.	724 Tezulaş Fuar Danışmanlık Hizmetleri Ltd. Şti.	769 Via Fuarçılık A.Ş.
680 Sinklar Conference Management B.V.	725 TGS EVENEMENTS	770 VIAJES CORTE INGLÉS
681 Slow Food Promozione s.r.l.	726 THE EWORLD TEAM, S.L.	771 VIGNERONS INDEPENDANTS D'AQUITAINE (FEDERATION)
682 SMAU SERVIZI SRL	727 The Exhibition of Achievements of National Economy, JSC (JSC VDNH)	772 VIGNERONS INDEPENDANTS DE FRANCE
683 SNS Fuarçılık Tan. Org. Rek. Yay. San. Tic. Ltd. Şti	728 The Finnish Fair Corporation	773 VM WARE
684 SOCIEDAD CANINA DE ALICANTE	729 The Finnish Housing Fair Co-op. Organisation	774 Voli Fuar Hizmetleri A.Ş.
685 Sociedad Canina de Aragón	730 The Swedish Exhibition & Congress Centre	775 V-Trade Exhibitions
686 SOCIEDAD ESPAÑOLA DE REUMATOLOGIA	731 Thor Expo Fuarçılık Hizmet. A.Ş.	776 Waxee sarl
687 SOCIÉTÉ 3E	732 TISSU PREMIER COLLECTIONS - PREMIERE VISION	777 Wellfairs GmbH
688 SOCIETE DES COURSES DE PONTCHATEAU	733 together ag	778 Westfalenhallen Dortmund GmbH
689 SOCIETE DU SALON D'AUTOMNE	734 TORRES PARDO	779 Wex
690 SOCIETY OF ENDOMETRIOSIS AND UTERINE DISORDERS	735 TOURS EVENEMENTS - GRAND-HALL - PARC DES EXPOSITIONS	780 WEYOU GROUP
691 SOGECOS	736 TROYES EXPO CUBE	781 WIR Messe Zürich AG
692 SOGOFIF	737 Turab Fuarçılık Reklam Organizasyon Hizmetleri A.Ş.	782 WIRTSCHAFTSGEMEINSCHAFTZoologischer Fachbetriebe GmbH
693 SOMEXPO	738 Tureks Uluslararası Fuarçılık A.Ş.	783 WIZARS
694 SOMMET DE L'ELEVAGE SAS	739 Turizm Medya Grubu Fuarçılık A.Ş.	784 WNP Fachmessen GmbH
695 SOUD – Sochi Exhibitions Ltd.	740 Türk Dış Hekimleri Birliği Fuar ve Org. Ltd. Şti.	785 World Tattoo Events LLC
696 Soysal Fuarçılık Tan. Org. Ltd. Şti.	741 Turku Fair Center Ltd	786 WSN DEVELOPPEMENT
697 SPACE	742 TÜRSAB Fuarçılık Hizmetleri Tic.A.Ş.	787 XPO Fuarçılık Ltd.Şti
698 SPAS ORGANISATION	743 Tüyap Adana Fuarçılık A.Ş.	788 Yağmur Fuarçılık Yayıncılık Tanıtım Hizmetleri Ltd. Şti.
699 Spielwarenmesse eG	744 Tüyap Bursa Fuarçılık A.Ş.	789 Yem Fuarçılık A.Ş.
700 Spielwarenmesse Middle East Fuarçılık Ltd.Şti.	745 Tüyap Fuar ve Fuarçılık Hizmetleri A.Ş.	790 Yugorskiye Kontrakty Regional Exbn. Center JSC
701 SPORTAIR	746 Tüyap İhtisas Fuarları A.Ş.	791 ZAGG AG
702 Sports Development Marketing Sarl	747 Tüyap Konya Fuarçılık A.Ş.	792 Zagrebaçi Holding d.o.o. - Podružnica Zagrebaçi velesajam
703 ST Alternatif Fuarçılık ve Organizasyon Tic. Ltd.Şti.	748 Tüyap Tüm Fuarçılık Yapım A.Ş.	793 ZIAD
704 Start Fuarçılık ve Organizasyon Ltd. Şti.	749 UBM CANON	794 ZT Fachmessen
705 Stockholmsmässan	750 UBM EMEA	795 ZTW
706 STRASBOURG EVENEMENTS	751 UBM ICC Fuarçılık ve Organizasyon Tic. A.Ş.	796 Zümrüt Fuarçılık Tan. Org. San. Ve Tic. Ltd. Şti.
707 SUD EXPO	752 UBM İstanbul Fuarçılık Ve Gösteri Hizmetleri A.Ş.	
708 SUDVINBIO	753 UBM NTSR Fuar ve Gösteri Hizmetleri A.Ş.	
709 SWIFT	754 UBM Rotaforte Uluslararası Fuarçılık A.Ş.	
710 Swiss Classic World	755 UCIA EXPOS SAS - CHALONS-EN-CHAMPAGNE	
711 Swiss'expo	756 UKIP Media & Events	
712 Tampere Trade Fairs Ltd	757 Ulusal Fuarçılık Org.Tic.Ltd.Şti.	
713 Tan Fuarçılık Ltd. Şti	758 Unacoma Service srl	
714 TARBES EXPO PYRENEES CONGRES	759 Ünal Fuarçılık Ltd. Şti.	

CITIES WITH EVENTS IN 2016, BY COUNTRY

page n°

Austria

Graz	41
Innsbruck	43
Klagenfurt	53
Oberwart	72
Ried	80
Salzburg	82
Wels	91
Wien	91

Belgium

Antwerp	25
Brussels	32
Charleroi	34
Ghent	40
Kortrijk	54
Liege	57
Marche-en-Famenne	64
Namen	70

Bulgaria

Plovdiv	77
---------	----

Croatia

Zagreb	92
--------	----

Czech Republic

Brno	31
------	----

Finland

Helsinki	42
Jyväskylä	50
Lahti	55
Oulu	73
Seinäjoki	83
Tampere	86
Turku	88

France

Agen	22
Alençon	22
Ales	22
Amiens	23
Angers	23
Angoulême	23
Anncy	25
Antibes Juan les pins	25
Auxerre	26
Avignon	26
Besancon	28
Béziers	28
Biarritz	29
Bordeaux	30
Bourg-en-Bresse	31
Bourges	31
Brest	31
Caen	33
Cannes	34
Castres	34
Cergy Pontoise	34

Chalons-en-Champagne	34
Chalon-sur-Saône	34
Chambery	34
Chartres	35
Chateaubriant	35
Chatellerault	35
Cherbourg	35
Chinon	35
Clermont Ferrand	35
Colmar	35
Dijon	36
Douai	36
Epernay	38
Grenoble	41
La Roche sur Yon	54
La Rochelle	55
La Roche-sur-Foron	55
L'aigle	55
Le Havre	56
Le Mans	56
Le Vaudreuil	56
Lille	57
Limoges	57
Lisieux	58
Lorient	58
Lyon	60
Macon	61
Mantes la Jolie	64
Marcq en Baroeul	64
Margny-les-Compiègne	64
Marseille	64
Martignes	65
Metz	65
Montbelliard	67
Montluçon	67
Montpellier	67
Mulhouse	69
Nancy	70
Nantes	70
Nevers	71
Nice	71
Nimes	71
Niort	71
Orange	72
Orleans	72
Paris	73
Pau	77
Perigueux	77
Perpignan	77
Poitiers	78
Pont Château	78
Quimper	79
Reims	80
Rennes	80
Romans-sur-Isere	81
Rouen	81
Saint Agnan sur Cher	81
Saint Amand Montrond	81

Saint Brieuc	81
Saint Etienne	81
Saint Malo	81
Strasbourg	84
Tarbes	86
Toulon	87
Toulouse	87
Tours	87
Troyes	88
Valence	89
Vannes	90
Verdun	90
Vertou	91

Germany

Augsburg	26
Bad Salzuffen	26
Berlin	28
Bremen	31
Chemnitz	35
Dortmund	36
Dresden	36
Düsseldorf	37
Erfurt	38
Essen	38
Frankfurt/Main	39
Freiburg	39
Hamburg	41
Hannover	41
Haßfurt (Unterfranken/Bayern)	42
Husum	43
Idar-Oberstein	43
Karlsruhe	50
Kempten	51
Köln	53
Leipzig	56
Magdeburg	63
Mainz	63
München	69
Nürnberg	72
Offenbach	72
Offenburg	72
Passau	77
Roding	80
Rostock	81
Stuttgart	85
Wächtersbach	91

Hungary

Budapest	32
Debrecen	36

Italy

Alba	22
Arezzo	25
Bari	27
Bologna	30
Bozano	30
Cagliari	34

Carrara marina	34
Catania	34
Cernobbio	34
Cremona	36
Ferrara	38
Firenze	38
Foggia	39
Genova	40
Longarone	58
Valence	59
Marcianise	64
Milano	65
Montichiari	67
Napoli	71
Oulx	73
Padova	73
Parma	77
Piacenza	77
Pordenone	78
Rimini	80
Riva del garda	80
Roma	81
Torino	86
Verona	90
Vicenza	91

Luxembourg

Luxembourg	59
------------	----

Moldavia

Chisinau	35
----------	----

Monaco

Monaco	66
--------	----

Montenegro

Budva	33
-------	----

Poland

Bielsko Biala	29
Bydgoszcz	33
Gdansk	40
Gdynia	40
Katowice	50
Kielce	51
Krakow	54
Lódz	58
Lublin	58
Ostróda	73
Poznan	78
Rzeszów	81
Sosnowiec	83
Torun	87
Warsaw	91
Wilkowice	91
Wroclaw	91

Portugal

Lisbon	57
Porto	78

Romania

Arad	25
Cluj - Napoca	35
Constanța	36

Russia

Kazan	50
Khanty-Mansiysk	51
Krasnodar	54
Moscow	67
Nizhny Novgorod	71
Novokuznetsk	71
Novosibirsk	71
Samara	82
Sochi	83
St. Petersburg	83
Surgut	86
Ufa	88
Vladivostok	91

Slovenia

Ljubljana	58
-----------	----

Spain

Badajoz	26
Barcelona	26
Bilbao	29
Elche	37
Las Palmas de Gran Canaria	55
Madrid	61
Malaga	63
Ourense	73
Salamanca	82
Santander	82
Silleda	83
Torre Pacheco	86
Valencia	89
Valladolid	90
Yecla	91
Zaragoza	92

Sweden

Gothenburg	40
Jönköping	49
Piteå	77
Stockholm	84
Umeå	88

Switzerland

Altstätten	23
Basel	27
Geneva	40
Lausanne	55
Luzern	59
St.Gallen	84
Zurich	92

The Netherlands

Amsterdam	23
Houten	43

Rosmalen	81
Rotterdam	81
s-Hertogenbosch	83
Utrecht	88

Turkey

Adana	22
Adiyaman	22
Afyonkarahisar	22
Aksaray	22
Ankara	23
Antalya	25
Aydin	26
Balikesir	26
Bolu	30
Burdur	33
Bursa	33
Çanakkale	34
Çorum	36
Denizli	36
Edirne	37
Erzurum	38
Eskişehir	38
Gaziantep	39
Hatay	42
Isparta	43
Istanbul	43
İzmir	48
Kahramanmaraş	50
Karaman	50
Kastamonu	50
Kayseri	50
Kirikkale	53
Kirklareli	53
Kirşehir	53
Kocaeli	53
Konya	53
Kütahya	54
Malatya	64
Manisa	64
Mardin	64
Mersin	65
Muğla	69
Niğde	71
Samsun	82
Şanlıurfa	82
Sivas	83
Tekirdağ	86
Tokat	86
Uşak	88
Van	90
Yozgat	92
Zonguldak	92

Ukraine

Kiev	52
Lviv	60

2016 EVENTS BY CITY

	Interval Year	Opening date	Closing date	Space					Exhibitors					Visitors/Visits (*)			Organizer	Auditor	Industry sector	
				Rented Space (sq.m)					Exhibitors with their own stands			Represented firms		Admission for Trade/Public	Total	Foreign/International (*)				
				Total	Halls		Open air		from ... countries	Total	Foreign/International (*)	Total	Foreign/International (*)							
	Total	Foreign/International (*)	Total	Foreign/International (*)																
ADANA (TR)																				
2.AGRI-VIP Agricultural and Husbandry, Production Inputs, Trading and Marketing Expo	1	13/1	15/1		600	0				20	0		0	T/P	1 726	0	542	16	1	
Adana 10 th Furniture-Decoration Fair 2016	1	25/10	30/10		6 156	0				95	0		0	T/P	36 750	198	178, 743	16	18	
Adana 10th Agriculture Fair 2016	1	16/11	20/11		16 518	0				141	0		29	T/P	176 427	173	178, 743	16	1	
Adana 10th Construction 2016	1	18/2	21/2		4 121	0				85	0		1	T/P	37 500	75	743	16	5	
Adana 10th Greenhouse-Garden Fair 2016	1	16/11	20/11		2 541	0				59	0		0	T/P	176 427	173	743	16	1	
Adana Building Renovations, Decoration, Amendment, Restoration and Technologies Fair	1	18/2	21/2		728	0				30	0		0	T/P	37 500	75	743	16	5	
Adana Urban 2016 Adana 8.Municipality Necesseties, Urban Furnishings, Landscaping And Sport Facilities Fair	1	18/2	21/2		976	0				30	0		0	T/P	37 500	75	743	16	10	
Çukurova 9. Book Fair	1	9/1	17/1		4 340	0				164	0		2	T/P	281 000	0	178, 743	16	3	
Çukurova Agriculture Fair	1	20/4	24/4		9 772	12				126	1		45	T/P	24 680	242	228	16	1	
Çukurova Furniture Related Industry Fair	1	10/3	13/3		1 527	0				24	0		0	T/P	15 700	72	743	16	12	
Çukurova Metal Processing Technologies Fair	1	10/3	13/3		993	0				23	0		0	T/P	15 700	72	743	16	19	
Çukurova Motorcycle Fair	1	19/5	22/5		2 160	0				29	0		19	T/P	9 730	35	228	16	16	
Çukurova Wood Working Machinery Fair	1	10/3	13/3		3 007	0				32	0		2	T/P	15 700	72	743	16	12	
IHS 2016 Adana 9th Heating, Cooling, Air Conditioning, Natural Gas Technology, Installation and Insulation Fair	1	18/2	21/2		2 110	0				27	0		0	T/P	37 500	75	743	16	19	
Real Estate Investment Fair	1	9/12	11/12		404	16				23	1		0	T/P	2 184	44	228	16	15	
ADIYAMAN (TR)																				
Adiyaman Construction Fair	1	27/10	30/10		2 573	0				44	0		0	T/P	57 600	0	494	16	5	
Food-Agriculture Technologies Exhibition Fair	1	5/5	8/5		2 180	0				38	0		0	T/P	117 000	0	494	16	1	
AFYONKARAHİSAR (TR)																				
5. Afyonkarahisar Agriculture, stockbreeding and agro technology fair	1	14/4	17/4		6 278	0				154	0		0	T/P	17 300	480	58	16	1	
Stonetech Machinery Fair	1	1/9	4/9		7 500	0				75	0		0	T/P	3 200	10	64	16	19	
AGEN (F)																				
FOIRE EXPOSITION D'AGEN	1	7/9	12/9		8 184	3 193	18	4 991	0	155	2			P	24 727	0	22	8	27	
PRINTEMPS DE LA MAISON - AGEN	1	11/3	14/3		2 251	2 251	0	0	0	123	0			P	5 574	0	22	8	12	
AKSARAY (TR)																				
1. Aksaray Furniture, Household Appliances and Accessories Fair	1	28/7	31/7		4 285	0				35	0		0	T/P	37 543	0	58	16	12	
1. Construction and Building Materials, Natural Gas Exhibition	1	28/7	31/7		2 956	0				25	0		0	T/P	37 543	0	58	16	5	
2.Aksaray Industry Trade and Tourism Fair	1	26/5	29/5		3 000	100				70	3		10	T/P	70 000	7	675	16	27	
3. Aksaray Agriculture, Stock Breeding and Agro Technology Fair	1	18/2	21/2		6 700	0				114	0		0	T/P	35 785	0	58	16	1	
Aksaray 2. Car, Commercial vehicles and spare parts industry	1	28/7	31/7		3 647	0				26	0		0	T/P	37 543	0	58	16	16	
ALBA (I)																				
FIERA INTERNAZIONALE DEL TARTUFO BIANCO D'ALBA	1	9/10	16/11		1 500	0	0	1 500	0	70	0	0	0	T/P	110 351	41 530	163	5	2	
ALENCON (F)																				
FOIRE EXPOSITION - ALENCON	1	24/2	29/2		6 595	6 595	6	0	0	194	1			P	18 860	0	451	7	27	
ALES (F)																				
BIO - ALES	1	14/10	16/10		654	654	17	0	0	92	2			P	4 551	0	340	7	14	
HABITAT - ALES	1	23/9	26/9		4 770	4 770	0	0	0	198	0			P	14 842	0	265	7	12	

(*) Please refer to each national definition given at the beginning of the report

2016 EVENTS BY CITY

	Interval Year	Opening date	Closing date	Space				Exhibitors				Visitors/Visits (*)			Organizer	Auditor	Industry sector		
				Rented Space (sq.m)				Exhibitors with their own stands		Represented firms		Admission for Trade/Public	Total						
				Total	Halls		Open air		from ... countries	Total	Foreign/International (*)		Total	Foreign/International (*)					Total
Altstätten (CH)																			
RHEMA Rheintalmesse	1	27/4	1/5	7 000	6 000		1 000			200				T/P	47 000		641		27
AMIENS (F)																			
FOIRE - AMIENS	1	4/6	12/6	7 437	4 349	0	3 088	0	0	244	0			P	29 990	0	668	8	27
SALONS CE AMIENS	1	8/9	8/9	242	242	16	0	0	1	42	3	2	0	T	251	0	156	8	4
SALONS CE CONTACT AMIENS	1	21/4	21/4	250	250	20	0	0	2	43	4			T	307	0	156	8	4
VIVING - AMIENS	1	14/10	16/10	977	977	0	0	0	0	106	0	58	0	P	4 191	0	328	8	27
Amsterdam (NL)																			
Additive Manufacturing Europe	2	28/6	30/6	1 800	1 800				58	60				T	2 371		14		11
Aviation week MRO Europe	1	18/10	20/10	17 170	17 170				20	412				T	5 900		92		20
Bellavita Event	1	20/11	21/11	1 985	1 985					200	195			P	3 000		106		2
Dental Expo	2	10/3	12/3	6 000	6 000				12	154		389	360	T	6 412	327	613		22
Evenementcontact	1	18/2	18/2	9 000	9 000				5	345				T/P	3 600		121		8
Foodfestival Amsterdam	1	24/3	28/3	7 500	7 500					73				P	30 000		41		2, 3
Green Buildings		23/3	23/3	74	74				1	28				T	221		621		1
Greentech 2016	2	14/6	16/6	10 030	10 030	4 082			32	412	211			T	9 721		621		1
HISWA Amsterdam Boat Show 2016	1	16/3	20/3	15 292	15 292	585			12	303	21			P	40 524		621		26
HORECAVA 2016	1	11/1	14/1	22 673	22 673	2 439			11	566	75			T	63 000		621		2
Huishoudbeurs 2016	1	20/2	28/2	14 645	14 645	1 117			14	327	33			P	243 768		621		13, 27
Intertraffic Amsterdam 2016	2	5/4	8/4	29 160	29 160	24 420			47	780	681			T	30 104		621	6	26
ISSA/Interclean Amsterdam 2016	2	10/5	13/5	32 717	32 717	28 495			46	811	739			T	30 289		621	6	4, 19
Marina & Yard Pavilion	1	15/11	17/11	98	98	815			23	64	57			T	incl. in METSTRADE 2016		621	6	26
Masters of LXRY	1	8/12	12/12	35 000	35 000	14 000				350				P	55 000		484		12, 13, 14, 15, 16, 18, 20, 24, 25, 27
METSTRADE 2016	1	15/11	17/11	6 897	6 897	25 231			47	1 198	1 036			T	23 702		621	6	26
Negenmaandenbeurs 2016	1	24/2	28/2	6 086	6 086	438			5	205	13			P	incl. in Huishoudbeurs 2016		621		8, 13, 27
Offshore Energy	1	25/10	26/10	23 500	23 500				56	667	149			T	11 989	2 500	553		9
Packaging Innovations 2016	1	23/11	24/11	900	900					81	31			T	2 029	436	207		11
PLMA	1	24/5	25/5	38 826	38 826	33 856			71	2 403	2 191			T	12 871	10 041	604		2, 13, 14, 27
SYP 2016	1	15/11	17/11	1 395	1 395	4 352			21	272	183			T	incl. in METSTRADE 2016		621	6	26
Tattoo, Art en Street Art Convention	1	27/5	29/5	4 000	4 000					390	350			P			785		3, 14
VT WONEN&DESIGN BEURS	1	27/9	2/10	17 000	17 000				10	200				P	88 000		660		12
ANGERS (F)																			
ENOVA	1	8/6	9/6	1 296	1 296	99	0	0	7	120	10	7	3	T	1 127	15	331	8	19
FOIRE EXPOSITION DE L'ANJOU - ANGERS	1	16/4	20/4	22 114	9 163	132	12 951	0	5	397	9			P	45 753	0	46	8	27
LES PUCES ANGEVINES	1	5/11	6/11	1 302	1 302	0	0	0	0	75	0			P	4 019	0	572	7	3
SALON DU VEGETAL	1	16/2	18/2	10 764	10 764	3 614	0	0	11	481	141			T	11 363	571	123	8	1
SIVAL - ANGERS	1	12/1	14/1	14 871	14 871	916	0	0	8	571	64			T	22 244	441	46	8	1
VEHICULE D'OCCASION - ANGERS	1	21/1	25/1	13 000	13 000	0	0	0	0	2	0			P	1 876	0	655	7	26
VINS DE LOIRE - ANGERS	1	1/2	3/2	3 338	3 338	18	0	0	2	371	2			T	8 972	808	46	8	2
VINS ET GASTRONOMIE - ANGERS	1	26/11	28/11	1 189	1 189	0	0	0	0	115	0			P	10 375	0	329	8	2
ANGOULEME (F)																			
JOURNEE DE GERONTOLOGIE DE L'ANGOUMOIS	1	24/11	24/11	260	260	0	0	0	0	15	0			P	445	0	138	8	22
PASSION MAISON - ANGOULÈME	1	22/4	24/4	1 863	1 863	0	0	0	0	85	0			P	10 300	0	24	7	12
ANKARA (TR)																			
1. Bathroom and Kitchen Accessories Fair	1	21/4	24/4		3 900	117				50	1		3	T/P	17 500	850	392	16	19
10th International Yapıdecöor Ankara 2016	1	17/3	20/3		5 450	0				105	0		17	T/P	7 342	35	180	16	5
2. Securitex Eurasia 2016	1	24/3	27/3		4 913	0				88	0		26	T/P	8 161	57	180	16	7

(*) Please refer to each national definition given at the beginning of the report

2016 EVENTS BY CITY

	Interval Year	Opening date	Closing date	Space					Exhibitors				Visitors/Visits (*)			Organizer	Auditor	Industry sector	
				Rented Space (sq.m)					Exhibitors with their own stands		Represented firms		Admission for Trade/Public	Total					
				Total	Halls		Open air		from ... countries	Total	Foreign/ International (*)	Total		Foreign/ International (*)	Total				
					Total	Foreign/ International (*)	Total	Foreign/ International (*)											
ANKARA (TR)																			
29. Yapı / Turkeybuild 2016 Ankara Fair	1	20/10	23/10		2 275	20					87	1	19	T/P	13 843	247	789	16	5
35.Book And Culture Fair	1	12/6	1/7		606	0					70	0	0	T/P			760	16	3
7. International Food and Food Technologies Fair	1	24/11	27/11		5 000	0					50	0	5	T/P	8 000	600	392	16	2
Agrotec 2016 20. International Agriculture Fair	1	1/9	4/9		16 000	0					138	0	21	T/P	63 000	5 670	392	16	1
Akare Study Abroad Fairs	1	5/4	5/4		1 845	903					47	23	16	T/P	738	2	31	16	8
Akare Study Abroad Fairs	1	11/10	11/10		1 845	386					43	9	19	T/P	2 160	4	31	16	8
ANKAFF 2016 4.Ankara Furniture Fair	1	6/4	10/4		7 820	0					71	0	0	T/P	11 834	64	333	16	12
ANKA-MAK 2016	1	9/3	12/3		3 400	0					56	0	7	T/P	9 567	362	392	16	19
ANKA-PAK 2016	1	24/11	27/11		2 000	0					28	0	2	T/P	3 000	400	392	16	11
Art Ankara	1	9/3	13/3		4 521	431					69	7	23	T/P	31 720	735	85	16	3
Book Fair	1	8/1	17/1		12 000	0					195	0	0	T/P	300 000	0	269	16	3
Bridges and Tunnels	1	26/5	28/5		4 647	113					141	8	16	T/P	3 258	41	54	16	5
Citytech 10. International Municipality and Environment 2016	1	6/10	9/10		8 000	0					95	0	15	T/P	7 500	1 500	392	16	10
Concrete Ankara 2016	1	18/2	20/2		4 409	36					44	2	18	T/P	5 284	260	427	16	5
E-Game Show	1	2/6	5/6		3 854	684					49	5	6	T/P	16 250	420	85	16	21
EIF 2016 - 9. International Energy Fair	1	3/11	4/11		4 000	101					123	5	14	T/P	7 700	350	197	16	9
EIF 2016 2. Geothermal Congress and Expo	1	3/11	4/11		450	0					13	0	0	T/P	357	25	197	16	9
EIF 2016 Oil, Gas Congress and Expo	1	3/11	4/11		450	0					15	0	3	T/P	500	47	197	16	9
EIF 2016 Solar Energy and Exhibition	1	3/11	4/11		450	0					10	0	0	T/P	1 500	380	197	16	9
Electrical Technology and Building Automation Fair	1	24/11	27/11		5 320	162					90	4	25	T/P	10 678	1 612	210	16	18
EV-DEKOR 2016	1	25/2	28/2		3 400	0					64	0	3	T/P	14 353	211	392	16	18
Flora Garden 2016 1. Landscaping, Horticulture and Garden Furniture Fair	1	6/10	9/10		4 000	0					63	0	10	T/P	7 000	1 200	392	16	12
Flytech 2016 1.Aviation Fair	1	20/10	23/10		5 500	0					44	0	9	T/P	7 500	550	392	16	20
Global Health Tourism Summit and Fair	1	19/10	21/10		364	70					37	7	1	T/P	2 000	167	363	16	6
Highway Traffic Security Fair	1	17/11	19/11		3 810	120					89	4	14	T/P	9 000	900	225	16	7
IEFT Education Fairs Of Turkey	1	15/3	15/3		600	564					75	70	0	T/P	1 300	0	411	16	8
IEFT Education Fairs Of Turkey	1	24/10	24/10		600	564					70	65	0	T/P	2 000	0	411	16	8
KIDS 2016	1	18/2	21/2		3 400	0					96	0	18	T/P	8 750	350	392	16	13
Meteo Expo Turkey	1	21/1	23/1		748	12					22	1	4	T/P	820	0	185	16	21
Modev Intenational Furniture and Decoration Fair	1	6/4	10/4		8 995	110					98	2	12	T/P	71 159	2 467	4	16	12
Phnext 3. Dam Hydropower Fair 2016	1	21/1	23/1		2 022	92					90	5	9	T/P	3 427	78	185	16	9
Phnext 3. Expo Geothermal Geothermal Energy Technologies and Equipments	1	21/1	23/1		1 146	12					49	1	5	T/P	2 854	97	185	16	9
Phnext Energy Storage & Smart Grid Fair	1	21/1	23/1		836	0					22	0	0	T/P	1 100	0	185	16	9
Phnext New Energy Expo - Biogas, Biomass, Wind, Solar and Hydrogen Energy Technologies Fair	1	21/1	23/1		748	76					24	4	2	T/P	830	0	185	16	10
Phnext Pipe + Pipeline Expo	1	21/1	23/1		680	0					20	0	0	T/P	1 045	0	185	16	10
POLAGRI'16 Polatli Agriculture and livestock equipment food fair	1	1/6	4/6		12 400	0					102	0	16	T/P	36 100	0	796	16	1
Safetech 2016 2. Defence and Security IT Security systems, public safety and cyber security exhibition	1	20/10	23/10		3 800	0					37	0	7	T/P	6 500	420	392	16	20
Security systems, public safety and cyber security exhibition	1	17/11	19/11		3 810	120					89	4	14	T/P	9 000	900	225	16	7
Travel Expo Ankara	1	21/4	24/4		3 247	335					82	5	2	T/P	18 266	475	85	16	6
University Preference Exhibition	1	19/7	20/7		1 000	0					61	0	0	T/P			222	16	8






(*) Please refer to each national definition given at the beginning of the report

2016 EVENTS BY CITY

	Interval Year	Opening date	Closing date	Space					Exhibitors					Visitors/Visits (*)			Organizer	Auditor	Industry sector	
				Rented Space (sq.m)					Exhibitors with their own stands		Represented firms			Admission for Trade/Public	Total	Foreign/ International (*)				
				Total	Halls		Open air		from ... countries	Total	Foreign/ International (*)	Total	Foreign/ International (*)							
	Total	Foreign/ International (*)	Total	Foreign/ International (*)		Total	Foreign/ International (*)	Total	Foreign/ International (*)		Total	Foreign/ International (*)								
ANNECY (F)																				
FRANCE CE ANNECY	1	11/10	11/10	402	402	0	0	0	0	70	0			T	344	0	156	8	4	
SALONS CE ANNECY	1	5/4	5/4	204	204	16	0	0	2	40	3			T	199	0	156	8	4	
ANTALYA (TR)																				
1. Antalya Konyaalti Happy Kids Fair	1	19/5	22/5		1 140	0				51	0		0	T/P	28 000	0	552	16	13	
10. International Dossodossi Fashion Show Fair	1	14/12	19/12		2 500	0				22	0		0	T/P	3 000	2 700	198	16	25	
16. Introduction of Colleges and Education Fair	1	7/4	9/4		1 040	50				56	2		0	T/P	35 640	0	542	16	8	
2. My School Fair	1	12/5	15/5		96	0				23	0		0	T/P			542	16	8	
24. International Yapex -Building Materials, Construction Technology, Building Renovation and Restoration	1	16/11	19/11		8 820	9				199	1		61	T/P	31 829	418	32	16	5	
7. Antalya Konyaalti Book Fair	1	28/10	6/11		2 925	0				64	0		0	T/P	178 000	0	552	16	3	
9. International Dossodossi Fashion Show Fair	1	9/6	14/6		2 500	0				22	0		0	T/P	3 000	2 700	198	16	25	
Anfaş Food Product - 23. International Trade Exhibition For Food and Beverage	1	10/2	13/2		8 855	234				172	5		25	T/P	45 200	1 578	45	16	2	
Anfaş Hotel Equipment - 27. International Hospitality Industry Equipments Exhibition	1	13/1	16/1		13 636	119				227	4		40	T/P	33 920	923	45	16	2	
Cityexpo 2016 City Planning and Technologies Fair	1	16/3	18/3		6 634	30				109	1		0	T/P	5 125	193	616	16	10	
DLG-ÖÇP Field Days 2016	1	11/5	14/5		1 347	160				90	3		10	T/P	5 158	137	193	16	1	
Ekspozisyon Antalya Footwear Leather Goods Fashion Fair	1	7/3	10/3		6 835	0				106	0		7	T/P	5 765	678	224	16	25	
Growtech Eurasia 2016 16th International Greenhouse, Agricultural Equipment and Technologies Fair	1	30/11	3/12		26 460	2 588				478	128		173	T/P	45 408	4 145	753	16	1	
ICOLD Large Dams Fair and Congress	1	25/10	30/10		518	90				44	6		4	T/P	642	122	185	16	5	
Leather Fashion Show	1	6/12	8/12		796	56				23	3		0	T/P	1 221	417	61	16	25	
Medical Supply Chain Management Congress and Exhibition	1	8/12	10/12		2 300	0				50	0		4	T/P	1 250	120	225	16	22	
Natural Gas Antalya'16	1	1/9	4/9		1 680	0				30	0		0	T/P	4 200	0	186	16	9	
Pre-Wedding - Wedding Preparation Fair	1	18/2	21/2		1 720	0				64	0		0	T/P	16 800	0	186	16	25	
Rensef 4. Renewable Energy Systems and Energy Efficiency Exhibition	1	17/11	19/11		805	0				43	0		5	T/P	1 322	19	27	16	9	
Satef, Travel Agencies and Suppliers Exhibition	1	5/2	6/2		707	0				67	0		0	T/P	1 081	0	27	16	6	
Turkey Naturel Nutrition and Healthy Life Days 2016	1	14/4	17/4		4 245	0				140	0		0	T/P	3 217	34	252	16	2	
Turkey Stone Natural Stone and Products	1	26/5	29/5		2 286	75				47	7		0	T/P	3 160	784	616	16	19	
YÖREX- Regional Products Exhibition	1	26/10	30/10		6 000	0				141	0		0	T/P	155 751	0	45	16	2	
ANTIBES JUAN LES PINS (F)																				
SALONS CE ANTIBES	1	29/9	30/9	308	308	4	0	0	2	62	0	2	0	T	473	0	156	8	4	
SALONS CE ANTIBES	1	28/4	29/4	418	418	0	0	0		81	2	2		T	513	0	156	8	4	
Antwerp (BE)																				
Bouw & Reno	1	9/1	17/1	10 296	10 296	155	0	0	3	265	6			P	31 231	53	60		3, 5, 9	
Maintenance	1	20/4	21/4	3 700	3 700	892	0	0	6	182	31			T	2 574	400	60		19	
Pumps & Valves	2	20/4	21/4	4 562	4 562	893	0	0	8	162	45			T	2 574	450	60		19	
Arad (RO)																				
AGROMALIM	1	8/9	11/9	16 341	1 307	436	15 034	4 146	5	253	49			T/P	10 889		250	4	1	
AR-MEDICA	1	3/11	5/11	950	950	34	0	0	4	81	3			T	3 519		250	4	22	
AREZZO (I)																				
GOLD ITALY	1	22/10	24/10	3 479	3 479	0	0	0		273	3	0	0	T	4 150	1 355	52	10	24	
ORO AREZZO	1	7/5	11/5	8 003	8 003	548	0	0	557	602	45	0	0	T	10 139	3 562	52	10	24	

(*) Please refer to each national definition given at the beginning of the report

2016 EVENTS BY CITY

	Interval Year	Opening date	Closing date	Space					Exhibitors					Visitors/Visits (*)			Organizer	Auditor	Industry sector	
				Rented Space (sq.m)					Exhibitors with their own stands			Represented firms		Admission for Trade/Public	Total					
				Total	Halls		Open air		from ... countries	Total	Foreign/International (*)	Total	Foreign/International (*)		Total	Foreign/International (*)				
					Total	Foreign/International (*)	Total	Foreign/International (*)												
Augsburg (D)																				
GrindTec	2	16/3	19/3	22 206	22 206	7 356			28	549	231			T	17 956	5 207	20	9	19	
AUXERRE (F)																				
FOIRE EXPOSITION - AUXERRE	1	14/9	18/9	5 200	2 850	0	2 350	0	0	152	0			P	19 305	0	91	8	27	
FRANCE CE AUXERRE	1	8/9	8/9	174	174	0	0	0	0	28	0			T	82	0	156	8	4	
AVIGNON (F)																				
ANIMO ET NATURE	1	24/9	25/9	1 141	1 141	0	0	0	0	22	0			P	10 439	0	93	7	3	
CHEVAL PASSION - AVIGNON	1	20/1	24/1	8 388	8 388	871	0	0		241	27			P	68 279	0	93	7	3	
FOIREXPO - AVIGNON	1	15/4	18/4	12 113	12 113	18	0	0		220	1			P	38 386	0	93	7	27	
FRANCE CE AVIGNON	1	23/2	23/2	264	264	0	0	0	0	49	0	1	0	T	267	0	156	8	4	
LYCÉENS ET ÉTUDIANTS - AVIGNON	1	3/12	3/12	585	585	0	0	0	0	67	0			P	2 994	0	346	8	8	
AYDIN (TR)																				
Aegean Hosttech	1	18/2	21/2		7 900	430				97	8		17	T/P	7 900	430	590	16	2	
Anatolia Expo 3. Live Animals, Milk, Livestock, Food and Feed Technologies Fair	1	3/11	6/11		7 325	0				123	0		21	T/P	7 325	0	334	16	1	
Bad Salzuflen (D)																				
FMB - The Supplier Show for Mechanical Engineering	1	9/11	11/11	9 105	9 105	728			9	530	43	9	3	T	6 811	409	148	9	19	
Badajoz (E)																				
IX Feria de la Belleza	1	11/3	13/3	1 495	959	160	0	0	3	42	6	0	0	T/P	11 155		382	11	14, 24	
VIII Feria del Caballo y del Toro. ECUEXTRE	1	9/6	12/6	6 224	1 394	425	0	0	2	55	15	5	5	P	12 264		382	11	3, 25	
XIX Feria de Mayores de Extremadura	1	25/2	28/2	5 302	1 213	60	0	0	2	48	3	0	0	P	38 261		382	11	3, 22	
XXIII Feria del Mueble y la Decoración. HOGAR	1	15/4	17/4	4 060	1 783	280	0	0	2	40	5	0	0	P	14 135		382	11	12, 13	
XXVI Feria de la Caza, Pesca y Naturaleza Ibérica. FECIEX	1	15/9	18/9	5 163	2 569	541	0	0	3	83	20	0	0	P	25 131		382	11	1, 3	
XXVI Feria de la Infancia y la Juventud. IBEROCIO	1	26/12	30/12	4 807	72	24	0	0	2	5	1	0	0	P	29 626		382	11	3, 22	
XXVII Feria Hispano Portuguesa. FEHISPOR	1	17/11	20/11	3 453	2 745	1 558	0	0	2	121	56	9	9	P	20 468		382	11	27	
BALIKESİR (TR)																				
6. Gönen Agricultural and Livestock Equipment Fair	1	7/4	10/4		13 189	0				87	0		0	T/P	84 000	0	637	16	1	
Balikesir Agricultural Fair 2016 Balikesir Agriculture Livestock and Food Fair	1	25/2	28/2		20 000	0				115	0		0	T/P	177 210	0	88	16	1	
Barcelona (E)																				
4YFN - Four Years From Now, Mobile entrepreneurship event build mobile ideas and startups	1	22/2	25/2	18 000	18 000			0		500	50			T	12 500	1 000	534, 297		4, 21	
 ALIMENTARIA	2	25/4	28/4	74 457	63 579	8 855	0	0	48	1 378	305	2 397	631	T	101 622	12 114	297	11	2	
ARNOLD CLASSIC	1	23/9	25/9	6 427	6 427			0		100				P	26 268		56		3	
AUTO RETRO	1	24/11	27/11	20 000	20 000	5 000		0		283	35			P	55 000		234		16	
BARCELONA BRIDAL FASHION SHOWS	1	26/4	1/5	10 856	7 672	4 478	0	0	19	131	72	1	0	T	5 026	2 840	297	11	25	See note 1
BARCELONA MEETING POINT - BMP	1	19/10	23/10	7 600	7 600			0		312	111			T/P	43 593	4 085	170		15	
BARCELONA TATTOO EXP	1	30/9	2/10	3 107	3 107			0		325	25			P	14 000		606		3	
BCN GAMES WORLD	1	6/10	9/10	28 158	13 452	503	0	5	89	8	17	4	4	T/P	72 125	284	297	11	3, 21	
BEBES Y MAMAS	1	21/5	22/5	2 308	2 308			0		95	15			P	29 000		281		3, 12	
 BIZ BARCELONA	1	1/6	2/6	5 986	1 422	13	0	0	3	84	2	10	0	T/P	9 289	148	297	11	4	
 B-TRAVEL (TURISMO)	1	15/4	17/4	7 957	5 072	679	0	0	19	188	33	45	1	P	19 629	87	297	11	6	
 CARAVANING	2	15/10	23/10	26 566	24 640	1 206	0	0	4	103	7	60	1	P	42 770	39	297	11	3, 16	
COSMETORIUM	1	28/9	29/9	650	650	50		0		55	5			T	1 200	20	674		14	
 CPHI worldwide		4/10	6/10	83 649	83 649	75 284		0		2 200	1 980			T	25 976	20 781	750		22	

(*) Please refer to each national definition given at the beginning of the report

2016 EVENTS BY CITY

	Interval Year	Opening date	Closing date	Space						Exhibitors						Visitors/Visits (*)				Organizer	Auditor	Industry sector	
				Rented Space (sq.m)						Exhibitors with their own stands			Represented firms			Admission for Trade/Public		Foreign/International (*)					
				Total	Halls		Open air		from ... countries	Total	Foreign/International (*)	Total	Foreign/International (*)	Total	Foreign/International (*)	Total	Foreign/International (*)	Total	Foreign/International (*)				
					Total	Foreign/International (*)	Total	Foreign/International (*)															
Barcelona (E)																							
	2x1	18/5	19/5	4 918	4 918			0		92	85			T	3 804	2 790	601		25				
		13/4	17/4	1 758	1 758	1 718		0		65	52			T	10 064	9 202	205		22				
	1	20/9	22/9	13 000	13 000			0		525	464			T	12 600		373		3				
		15/11	17/11	21 500	21 500	18 275		0		555	450			T	11 414	9 131	678		9				
	1	11/3	13/3	12 000	12 000			0		146	20			P	60 000	18 000	652		3				
Ufi Account	2x1	17/9	20/9	5 542	5 342	216	0	0	12	206	14	10	0	T	6 862	158	297	11	12, 13				
Ufi Account	2x1	23/1	26/1	3 702	3 512	107	0	0	7	117	7	2	0	T	5 283	91	297	11	12, 13				
	1	11/11	13/11	844	544	158	0	0	14	121	46	0	0	T/P	10 134	11	297	11	9				
	1	27/12	4/1	16 703	9 726	40	0	0	2	77	1	0	0	P	53 265	0	297	11	3				
	1	9/3	11/3	573	573			0		43				P	4 000		315, 297		8				
	1	11/3	12/3	1 052	978	54	0	0	4	53	4	1	0	P	6 222	0	297	11	8				
	1	8/4	10/4	3 135	2 204	59	0	0	6	141	8	0	0	T/P	19 229	78	297	11	3				
Ufi Account	2	23/10	26/10	17 829	17 071	2 965	0	0	23	367	95	136	27	T	25 221	2 467	297	11	2				
	1	29/11	1/12	13 212	13 212	11 038		0		282		2 680		T	17 500	14 000	634		3				
		16/9	20/9	12	12			0		2				T	1 200	1 000	136		22				
		21/6	23/6	850	200	52	0	0	3	10	2	27	0	T	3 333	243	297	11	21				
	1	25/10	27/10	9 989	3 335	2 196	0	0	17	72	48	154	97	T	10 567	4 332	297	11	21				
	1	7/3	8/3	190	190			0		30				T	830	664	216, 297		8				
		15/11	17/11	4 436	3 129	388	0	0	11	94	13	41	5	T	5 084	466	297	11	10				
	2	12/10	14/10	2 940	2 800	86	0	0	8	153	8	165	17	T	4 047	1 200	297	11	8				
	1	15/4	17/4	10 000	10 000			0		9	9			P	6 150	3 050	783		3, 21				
	1	12/11	13/11	2 400	2 400			0		130				P	4 400		677		3, 25				
	1	22/2	25/2	110 000	110 000			0		2 200	1 760			T	101 000	80 800	352		21				
	1	15/4	17/4	11 946	6 386	465	0	0	6	95	11	29	1	T/P	26 232	64	297	11	16				
	1	2/12	11/12	22 654	21 517	0	0	0	1	30	0	5	0	P	19 577	5	297	11	16				
	1	21/4	22/4	7 000	7 000			0		56	50			T	1 620	1 000	627		17				
	1	9/3	13/3	9 346	8 164	176	0	0	7	214	15	67	0	P	73 780	0	297	11	8				
	1	29/10	1/11	70 000	70 000	4 023		0		189	17			P	142 000		290		3				
	1	7/6	9/6	9 000	9 000			0		540	250	600	260	T	27 722	3 572	170		26				
	1	5/5	8/5	60 000	60 000			0		171	10			P	118 000		290		3				
Ufi Account	1	12/10	16/10	22 696	0	0	21 685	4 559	14	266	45	157	47	T/P	41 741	0	297	11	3				
		12/5	14/5	96	96			0		12	10			T	1 200	1 000	690		22				
	1	8/5	10/5	2 000	2 000			0		31				T	600		26		25				
	1	15/11	17/11	17 491	9 315	5 326	0	0	34	250	126	236	181	T	18 097	9 376	297	11	21				
		18/5	21/5	486	486			0		30				T	1 200		686		22				
	1	16/6	18/6	70 000	70 000			0		45	5			P	115 000		18		3				
	1	29/9	2/10	2 400	2 400			0		73				T/P	18 000		235		3				
	1	17/10	20/10	21 760	21 760			0		136	132			T	6 000	5 900	773		21				
Note 1: includes "BARCELONA BRIDAL FASHION TRADE FAIR"																							
Note 2: includes 1st edition of "CIRCULAR ECONOMY"																							
Bar (I)																							
Ufi Account	1	10/9	18/9	49 967	29 766	2 592	20 201	0	27	380	75	46	0	T/P	249 552	0	202	10	27				
Basel (CH)																							
	1	30/11	30/11	1 500						45				T/P	2 000		733		8				

(*) Please refer to each national definition given at the beginning of the report

2016 EVENTS BY CITY

	Interval Year	Opening date	Closing date	Space				Exhibitors				Visitors/Visits (*)				Organizer	Auditor	Industry sector		
				Rented Space (sq.m)				Exhibitors with their own stands		Represented firms		Admission for Trade/Public		Foreign/International (*)						
				Total	Halls	Open air		from ... countries	Total	Foreign/International (*)	Total	Foreign/International (*)	Total	Foreign/International (*)	Total					Foreign/International (*)
Basel (CH)																				
Art Basel, Basel	1	16/6	19/6	27 500						286		260		T/P	95 000		488	3		
Auto Basel	1	15/9	18/9	9 750						148				T/P	26 953		99	16		
Baselworld	1	17/3	24/3	118 000						1 500		n.a		T/P	145 000		488	24		
Basler Berufs- und Bildungsmesse	2	20/10	22/10	4 500						97				T/P	28 000		323	8		
Basler Feinmesse	1	3/11	6/11	1 010						70		0		T/P	16 790		488	2		
Basler Herbstwarenmesse	1	29/10	6/11	5 500						175		40		T/P	87 523		488	27		
Basler Weinmesse	1	29/10	6/11	1 900						130		1		T/P	31 925		488	2		
Blickfang	1	29/4	1/5	1 500						150				T/P	12 000		112	3		
Chemspec Europe 2016	3	1/6	2/6	4 720						43				T/P	80 000		472	17		
CREATIVA Basel	1	15/4	18/4	662						48		8		T/P	13 210		488	27		
Design Miami/ Basel	1	14/6	19/6	7 025						69		n.a		T/P	28 700		488	3		
Extasia	1	2/12	4/12	1 500						45				T/P	10 000		57	3		
FANTASY Basel	1	5/5	7/5	17 000						220				T/P	30 000		274	3		
Fest- und Hochzeitsmesse	1	12/11	13/11	1 362	1 322		40			95				P	2 300		564	3		
Holz	3	11/10	15/10	19 632						363		53		T/P	33 626		488	5		
ILMAC	3	20/9	23/9	10 383						435		142		T/P	12 031		488	17		
Internationale Mineralien- und Fossilientage	1	3/12	4/12	3 000						122				T/P	3 000		528	19		
muba	1	15/4	24/4	55 000						552		111		T/P	131 893		488	27		
PRODEX	2	15/11	18/11	18 447						330		62		T/P	29 877		488	19		
Sammlerbörse	1	3/12	4/12	4 000						120				T/P	2 300		360	19		
Schüttgut Basel	1	5/10	6/10	4 000						73				T/P	1 412		206	5		
Swiss Office Management	1	7/9	8/9	900						45				T/P	800		118	8		
Swissbau	2	21/1	25/1	60 500						1 122		235		T/P	103 882		488	5		
SWISSTECH	2	15/11	18/11	9 268						440		149		T/P	21 000		488	19		
Berlin (D)																				
Bar Convent Berlin	1	11/10	12/10	4 109	4 096	1 496	13			28	310	147		T	11 289	4 854	628	9	2	
bautech	2	16/2	19/2	12 006	12 006	918				17	502	48		T	35 112	2 071	498	9	5	
belektro	2	11/10	13/10	8 834	8 834	315				10	259	19		T	13 936	250	498	9	18	
FRUIT LOGISTICA	1	3/2	5/2	67 950	67 950	59 315				83	2 884	2 624		T	71 780	59 075	498	9	2	
InnoTrans	2	20/9	23/9	111 984	102 973	61 571	9 011	3 877		60	2 955	1 843		T	144 470	79 459	498	9	26	
International Green Week	1	15/1	24/1	42 947	42 947	13 336				65	1 550	523		T/P	366 707	8 067	498	9	2	
ITB	1	9/3	13/3	88 320	88 245	60 250	75			181	7 423	5 932	807	484	T/P	139 211	42 320	498	9	6
BESANCON (F)																				
ANTIQUAIRES - BESANCON	1	11/11	13/11	558	558	0	0	0	0	0	31	0		P	2 769	0	524	8	3	
BROCANTE DE NOEL - BESANCON	1	10/12	11/12	3 852	3 852	0	0	0	0	0	195	0		P	5 781	0	524	8	3	
BROCANTE DE PRINTEMPS - BESANCON	1	12/3	13/3	3 414	3 414	0	0	0	0	0	169	0		P	6 204	0	524	8	3	
CARREFOUR DE MAIRES ET DES ELUS LOCAUX - BESANCON	1	27/10	28/10								100	1		T	1 205	0	524	8	4	
FOIRE EXPOSITION - BESANCON	1	30/4	8/5	24 285	8 169	578	16 115	120		13	546	37	34	0	P	121 752	0	524	8	27
HABITAT - BESANCON	1	21/10	23/10	4 750	4 750	36	0	0	0	3	218	3	21	0	P	14 156	0	524	8	12
IMMOPOLIS - BESANCON	1	18/3	20/3	513	513	0	0	0	0	0	41	0		P	1 597	0	524	8	15	
MARIEES - BESANCON	1	4/11	6/11	516	516	0	0	0	0	0	45	0		P	3 638	0	524	8	25	
MICRONORA	2	27/9	30/9	8 823	8 823	3 063	0	0	0	17	626	197	258	164	T	16 352	2 034	523	8	19
TALENTS ET SAVEURS - BESANCON	1	18/11	20/11	6 171	6 171	21	0	0	0	1	73	2		P	11 798	0	524	8	27	
BEZIERS (F)																				
DIONYSUD	1	8/11	10/11	8 399	8 399	27	0	0	0		120	2		T	8 070	11	130	7	2	

(*) Please refer to each national definition given at the beginning of the report

2016 EVENTS BY CITY

	Interval Year	Opening date	Closing date	Space					Exhibitors					Visitors/Visits (*)			Organizer	Auditor	Industry sector	
				Rented Space (sq.m)					Exhibitors with their own stands			Represented firms		Admission for Trade/Public	Total					
				Total	Halls		Open air		from ... countries	Total	Foreign/ International (*)	Total	Foreign/ International (*)		Total	Foreign/ International (*)				
					Total	Foreign/ International (*)	Total	Foreign/ International (*)												
BEZIERS (F)																				
FOIRE DE PRINTEMPS - BEZIERS	1	24/3	28/3	4 319	4 319	145	0	0		135	4			P	19 040	0	130	7	27	
GRAND DEBALLAGE MARCHAND JANVIER - BEZIERS	7x1	31/1	31/1	13 820	13 820	4 765	0	0		300	96			P	703	58	566	7	4	
GRAND DEBALLAGE MARCHAND MARS - BEZIERS	7x1	6/3	6/3	3 850	3 850	745	0	0		109	19			P	247	40	566	7	3	
GRAND DEBALLAGE MARCHAND AVRIL - BEZIERS	7x1	24/4	24/4	15 505	15 505	5 920	0	0		320	112			P	799	81	566	7	4	
GRAND DEBALLAGE MARCHAND MAI - BEZIERS	7x1	29/5	29/5	4 030	4 030	1 365	0	0		111	36			P	268	53	566	7	3	
GRAND DEBALLAGE MARCHAND JUILLET - BEZIERS	7x1	3/7	3/7	16 220	16 220	6 715	0	0		351	138			P	854	92	566	7	27	
GRAND DEBALLAGE MARCHAND SEPTEMBRE - BEZIERS	7x1	11/9	11/9	14 840	14 840	5 500	0	0		310	112			T	715	129	566	7	3	
GRAND DEBALLAGE MARCHAND OCTOBRE - BEZIERS	7x1	23/10	23/10	4 095	4 095	1 035	0	0		95	31			T	304	87	566	7	3	
GRAND DEBALLAGE MARCHAND NOVEMBRE - BEZIERS	7x1	27/11	27/11	13 220	13 220	5 405	0	0		281	104			T	693	208	566	7	3	
BIARRITZ (F)																				
100% HABITAT - BIARRITZ	1	4/3	6/3	1 785	1 785	124	0	0		118	6			P	7 337	0	261	7	12	
BEL AVENIR SALON DES SENIORS - BIARRITZ	1	13/2	14/2	651	651	0	0	0	0	100	0			P	2 946	0	35	7	3	
BIARRITZ BEER FESTIVAL	1	23/9	25/9	556	556	244	0	0		49	20			P	8 005	0	76	7	2	
HOPA - BIARRITZ	1	25/10	27/10	2 282	2 282	52	0	0		152	6			T	951	105	261	7	3	
INNOBAT / ACHAT PUBLIC - BIARRITZ	2	16/11	18/11	2 587	2 587	234	0	0		155	23			T	2 440	0	261	7	5	
SOLUTIONS MAISON - BIARRITZ	1	6/10	9/10	2 994	2 994	104	0	0		210	8			P	7 438	0	261	7	12	
VINS ET GASTRONOMIE - BIARRITZ	1	5/2	8/2	819	819	0	0	0	0	78	0	78	0	P	7 042	0	329	8	2	
Bielsko Biala (PL)																				
ENERGETAB	1	13/9	15/9	21 344	12 828	2 265	8 516	968	23	768	138			T	10 965		793	4	19	
Bilbao (E)																				
ADDITIONED	1	30/5	4/6	775	775	72	0	0	14	36	5	34	28	T	50 343	2 280	104	11	19	
BIEMH	2	30/5	4/6	37 700	37 700	4 110	0	0	26	637	107	398	360	T	incl. in ADDITED		104	11	19	
BIOCULTURA	1	30/9	2/10	2 091	2 091	105	0	0	7	261	11	0	0	P	15 202	0	69, 104	11	3	
BIOSPAIN	2x1	28/9	30/9	1 206	1 206	172	0	0	11	142	19	0	0	T			66		22	
DESEMBALAJE	2x1	12/3	13/3	3 160	3 160	260	0	0	4	103	8	0	0	P	5 681	0	466, 104	11	3	
DESEMBALAJE	2x1	19/11	20/11	4 040	4 040	340	0	0	4	124	12	0	0	P	5 709	0	466, 104	11	3	
EGURTEK	2	20/10	21/10	1 307	550	72	0	0	6	47	7	9	9	T	1 548	98	104	11	5	
EUSKAL ENCOUNTER	1	22/7	25/7	14 500	14 500	0	0	0		40				P			243		21	
EXPOBABY	2x1	19/2	21/2	1 016	1 016	0	0	0		49				P			288		27	
EXPOBODAS	1	14/10	16/10	2 905	1 873	0	0	0	1	132	0	0	0	P			104	11	25	
EXPOVACACIONES	1	6/5	8/5	4 989	3 080	120	0	0	7	112	10	84	1	T/P	14 367	0	104	11	3	
FERIA STOCK EUSKADI	2x1	4/3	6/3	2 898	2 673	0	0	0		147				P			288		27	
FERIA STOCK EUSKADI	2x1	4/11	6/11	2 859	2 634	0	0	0		215				P			288		27	
FOSMINER	1	14/10	16/10	440	344	57	0	0	7	50	16	0	0	P			104	11	3	
FVO	1	5/5	8/5	15 430	15 430	0	0	0	1	35	0	0	0	T/P			350, 104	11	16	
GUSTOKO	2	12/2	14/2	3 173	1 484	357	0	0	3	201	13	27	16	T/P	12 919	3	104	11	2	
JAPAN WEEKEND	2x1	27/2	27/2	253	253	0	0	0		33				P			424		3	
JAPAN WEEKEND	2x1	22/10	22/10	235	235	0	0	0		29				P			424		3	
NAGUSI	1	21/10	23/10	5 048	1 574	0	0	0	1	47	0	0	0	P			104	11	22	
PIN/UGP	1	17/12	5/1	16 155	9 967	0	0	0	1	64	0	0	0	P	123 798	0	104	11	3	
RETROCLÁSICA BIO	1	18/11	20/11	39 424	9 042	443	0	0	6	146	16	0	0	P	19 196	0	247, 104	11	16	

(*) Please refer to each national definition given at the beginning of the report

2016 EVENTS BY CITY

	Interval Year	Opening date	Closing date	Space						Exhibitors						Visitors/Visits (*)				Organizer	Auditor	Industry sector	
				Rented Space (sq.m)						Exhibitors with their own stands			Represented firms			Admission for Trade/Public							
				Total	Halls		Open air		from ... countries	Total	Foreign/International (*)	Total	Foreign/International (*)	Total	Foreign/International (*)	Total	Foreign/International (*)	Total	Foreign/International (*)				
					Total	Foreign/International (*)	Total	Foreign/International (*)															
Bilbao (E)																							
	TENDENCIAS	1	28/1	31/1	5 483	1 496	266	0	0	6	118	20	0	0	P	19 856	0	721,104	11	3			
BOLOGNA (I)																							
	AMBIENTE LAVORO	1	19/10	21/10	3 128	3 128	372	0	0		120	117	22	12	T	52 453	1 881	114	10	7			
	ARTE FIERA	1	28/1	1/2	10 521	10 521	924	0	0	14	223	22	0	0	T	58 179	367	114	10	3			
	CERSAIE	1	26/9	30/9	83 799	78 561	30 080	5 238	1 423	42	798	312	48	20	T	106 599	50 976	211	10	5			
UFI	CHILDREN'S BOOK FAIRS	1	4/4	7/4	18 052	18 052	13 911	0	0	64	1 142	976	84	82	T	23 855	10 214	114	10	8			
	COSMOFARMA	1	15/4	17/4	12 950	12 930	677	20	0	18	384	38	0	0	T	31 791	1 224	116	10	22			
	COSMOPROF	1	17/3	21/3	81 200	71 638	33 258	9 562	5 562	65	2 510	1 773	0	0	T	250 527	87 067	691	10	14			
	EIMA	2	9/11	13/11	130 817	130 817	31 232	0	0	44	1 795	519	137	137	T/P	284 849	44 531	758	10	1			
	EXPOSANITA	2	18/5	21/5	14 319	13 794	1 958	525	50	29	546	111	202	124	T	23 221	1 252	672	10	22			
	EXPOTUNNEL	1	19/10	21/10	1 283	1 283	83	0	0		65	16	20	11	T		incl. In SAIE	114	10	5			
	FORUM CLUB-FORUM PISCINE	1	18/2	20/2	1 800	1 800	370	0	0	10	123	23	3	1	T/P	6 078	650	214	5	3			
	FRANCHISING RETAIL	1	28/4	30/4	2 385	2 385	519	0	0	31	166	48	31	30	T/P	2 659	134	114	10	4			
	H2O	2	19/10	21/10	6 543	6 413	283	130	0	23	255	26	74	56	T/P		incl. In SAIE	114	10	19			
	LAMIERA	2	11/5	14/5	14 946	14 946	1 190	0	0	18	275	29	112	84	T/P	14 375	752	141	10	19			
	MARCA	1	13/1	14/1	12 655	12 655	455	0	0	16	505	39	50	24	T	8 465	474	114	10	4			
	MOTOR SHOW	1	3/12	11/12	28 784	27 061	1 048	1 723	192	8	210	22	0	0	T/P	227 000	0	114	5	26			
	NUCE	1	17/3	18/3	282	282	ND	0	0	69	28	6	0	0	T	1 737	681	114	5	2	See note		
	PHARMINTECH	3	13/4	15/4	6 662	6 662	277	0	0	15	200	16	107	88	T/P	6 834	1 166	585	10	22			
	R2B	1	9/6	10/6	88	88	0	0	0	32	82	2	20	20	T	6 127	184	114	5	4			
UFI	SAIE	1	19/10	22/10	15 081	12 418	978	2 663	0	22	416	42	24	15	T	52 453	1 881	114	10	5			
	SANA	1	9/9	12/9	18 252	18 252	757	0	0	21	792	72	46	20	T/P	46 066	1 342	114	10	2			
	TANEXPO	1	1/4	2/4	6 632	6 632	1 271			16	235	75	15	5	T	16 590	2 849	165	5	4			
Note: shared visitors with COSMOPROF																							
BOLU (TR)																							
	1. Bolu 2016 Fair	1	23/7	26/7		7 000	0				70	0		9	T/P	33 000	50	675	16	1			
BOLZANO (I)																							
	CIVIL PROTECT	2	26/2	28/2	8 938	7 634	1 215	1 304	0	3	93	35	33	18	T/P	12 633	1 642	499	15	7			
	FIERA D'AUTUNNO	1	10/11	13/11	5 701	5 701	1 024	0	0	8	310	53	39	2	T	23 701	308	499	15	27			
	HOTEL	1	24/10	27/10	12 212	12 212	1 490	0	0	7	367	108	157	37	T/P	21 708	564	499	15	2			
UFI	INTERPOMA	2	24/11	26/11	12 462	12 462	1 946			18	360	132	101	27	T	18 588	4 015	499	15	1			
	KLIMAHOUSE	1	28/1	31/1	12 386	12 386	2 006	0	0	5	403	95	63	24	T/P	33 878	271	499	15	5			
	MOCO	2	13/10	15/10	1 950	1 950	12	0	0	3	78	3	37	3	T	1 544	21	499	15	4			
	PROWINTER	1	6/4	8/4	5 411	5 411	760	0	0	4	230	98	48	9	T	5 740	207	499	15	3			
BORDEAUX (F)																							
	AQUIBAT	2	16/3	18/3	6 775	6 775	554	0	0		277	22			T	9 862	0	320	7	5			
	AQUITEC	1	28/1	30/1	3 521	3 521	39	0	0	4	345	5			P	80 000	0	51	8	8			
	AUTONOMIC ATLANTIQUE	1	3/3	4/3	2 108	2 108	13	0	0		173	3			P	3 927	21	15	7	3			
	FANS DE BRIQUES - BORDEAUX	1	26/11	27/11	343	333	0	10	0	0	14	0	8	0	P	15 025	0	171	8	3			
UFI	FOIRE INTERNATIONALE - BORDEAUX	1	14/5	22/5	72 408	35 226	6 071	37 182	0	30	1 018	107	485	168	P	167 265	1 717	166	8	27			
	FRANCE CE BORDEAUX	2x1	31/3	1/4	772	772	0	0	0	0	118	0	10	0	T	981	0	156	8	4			
	FRANCE CE BORDEAUX	2x1	13/10	14/10	689	689	51	0	0	2	100	9	10	0	T	1 048	0	156	8	4			
	JUMPING L'EXPO - BORDEAUX	1	5/2	7/2	7 004	7 004	559	0	0	7	147	17	84	31	P	36 013	420	166	8	3			
	OB'ART - SALONS DES CREATEURS - BORDEAUX	1	9/12	11/12	438	438	16	0	0	2	74	3			P	5 318	0	84	8	12			
	SALON DE LA MAISON NEUVE - BORDEAUX	1	13/2	14/2	537	537	0	0	0	0	51	0			P	2 762	0	449	7	12			

(*) Please refer to each national definition given at the beginning of the report

2016 EVENTS BY CITY

	Interval Year	Opening date	Closing date	Space						Exhibitors						Visitors/Visits (*)			Organizer	Auditor	Industry sector	
				Rented Space (sq.m)						Exhibitors with their own stands			Represented firms			Admission for Trade/Public	Total					
				Total	Halls		Open air		from ... countries	Total	Foreign/International (*)	Total	Foreign/International (*)	Total	Foreign/International (*)							
BORDEAUX (F)																						
	1	5/11	5/11	318	318	9	0	0	1	34	1			P	1 647	0	346	8	8			
	1	5/11	5/11	216	216	0	0	0	0	19	0			P	1 533	0	346	8	8			
	1	3/11	6/11	1 301	1 301	74	0	0	3	98	5	20	11	P	9 614	0	166	8	3			
ufi	2	29/11	1/12	35 823	35 823	5 593	0	0	21	749	149	180	65	T	30 138	4 527	166	8	2			
	1	1/4	3/4	272	272	0	0	0	0	43	0			P	2 103	0	772	8	2			
	1	9/11	13/11	2 166	2 166	12	0	0	1	97	3	18	6	P	9 734	0	166	8	3			
	1	9/11	13/11	4 356	4 356	0	0	0	0	39	0	32	21	P	3 989	0	166	8	26			
	1	9/11	13/11	13 568	13 568	0	0	0	0	12	0	29	12	P	2 720	0	166	8	3			
ufi	1	9/11	13/11	655	655	49	0	0	3	59	3	36	5	P	1 900	0	166	8	12			
	1	9/11	13/11	21 558	19 074	1 864	2 484	0	4	305	6	130	52	P	28 228	0	166	8	12			
BOURG-EN-BRESSE (F)																						
	1	2/4	10/4	8 301	8 301	168	0	0		175	6			P	20 419	0	29	7	27			
BOURGES (F)																						
	1	9/6	13/6	8 100	8 100	98	0	0		275	3			P	34 736	0	421	7	27			
	1	22/1	25/1	3 118	3 118	0	0	0	0	202	0			P	10 500	0	614	7	12			
Bremen (D)																						
	1	26/2	28/2	4 770	4 770		0		8	171	17	5		P	11 587	116	500	9	3,6			
	1	5/2	7/2	21 333	21 333	1 920	0		12	648	66			P	43 395	2 808	500	9	26			
	1	4/11	6/11	9 951	9 951	94	0		4	60	4			P	28 819		500	9	3,6	See note		
	2	14/2	16/2	4 779	4 779	1 542	0		21	272	103			T	9 088	931	500	9	2			
	1	10/9	18/9	17 979	16 759	820	1 220	42	16	829	44			P	68 556	576	500	9	27			
	1	4/11	6/11	3 300	3 204	385	96		18	287	33			P	28 017	922	500	9	6	See note		
<i>Note: Visitor attendance determined by a representative poll in the combination of Caravan/Reiselust. Multiple answers were permitted</i>																						
BREST (F)																						
	1	25/2	25/2	322	322	4	0	0	1	57	1			T	321	0	156	8	4			
	2x1	12/3	14/3	324	324	0	0	0	0	50	0			P	3 486	0	329	8	2			
	2x1	11/11	14/11	3 123	3 123	0	0	0	0	288	0			P	38 140	0	329	8	2			
	1	12/3	14/3	2 694	2 694	0	0	0	0	106	0			P	7 196	0	329	8	12			
	1	12/3	14/3	2 694	2 694	0	0	0	0	106	0			P	7 196	0	329	8	12			
Brno (CZ)																						
	2	3/4	7/4	2 340	2 224	573	116	21	4	88	25			T/P	incl. in TECHAGRO		122	4	22			
	2	3/4	7/4	2 497	613	227	1 884	299	6	48	13			T/P	incl. in TECHAGRO		122	4	1			
	1	3/11	6/11	6 945	6 849	1 023	96	0	5	50	11			P	incl. in Sport		122	4	3			
	1	9/12	18/12	3 724	3 620	104	104	6	5	348	14			P	49 969		122	4	27			
	1	3/11	6/11	183	183	50	0	0	2	11	2			P	incl. in Sport		122	4	3			
ufi	2	17/2	19/2	2 185	2 182	589	3	0	12	102	42			T	incl. in SALIMA		122	4	11			
ufi	2	3/10	7/10	975	966	707	9	9	11	54	30			T	incl. in MSV		122	4	19			
ufi	1	14/1	17/1	2 177	2 177	179	0	0	12	109	46			T/P	29 519	174	122	4	6			
	2	3/10	7/10	16 532	15 998	2 776	534	108	22	367	276			T	incl. in MSV		122	4	19			
	1	4/11	6/11	1 667	1 667	0	0	0	1	2	0			P	incl. in Sport		122	4	3			
	2	17/2	20/2	1 290	1 290	225	0	0	5	44	11			T	incl. in SALIMA		122	4	4			
	2x1	20/2	22/2	2 678	2 678	1 211	0	0	8	105	44			T	incl. in STYL I		122	4	25			
	2x1	27/8	29/8	2 738	2 738	1 151	0	0	9	106	39			T	incl. in STYL II		122	4	25			
	2	17/2	20/2	1 381	1 381	132	0	0	6	31	8			T	incl. in SALIMA		122	4	2			



(*) Please refer to each national definition given at the beginning of the report

2016 EVENTS BY CITY

	Interval Year	Opening date	Closing date	Space					Exhibitors					Visitors/Visits (*)			Organizer	Auditor	Industry sector	
				Rented Space (sq.m)					Exhibitors with their own stands			Represented firms		Admission for Trade/Public	Total					
				Total	Halls		Open air		from ... countries	Total	Foreign/International (*)	Total	Foreign/International (*)		Total	Foreign/International (*)				
					Total	Foreign/International (*)	Total	Foreign/International (*)												
Brno (CZ)																				
UFI Approved Event	MOBITEX	1	20/4	23/4	1 839	1 789	249	50	50	4	66	11			P		incl. in SVB	122	4	12
	Motosalon	1	3/3	6/3	5 846	5 759	2 087	87	40	4	119	22			P	60 401	1 264	122	4	16
UFI Approved Event	MSV	1	3/10	7/10	18 278	16 429	14 409	1 849	1 183	28	688	330			T	75 559	7 917	122	4	19
	OPTA	1	18/3	20/3	2 683	2 683	795	0	0	6	80	26			T	5 495	600	122	4	22
	PLASTEX	2	3/10	7/10	3 731	3 489	2 256	242	54	15	143	87			T		incl. in MSV	122	4	17
	ProDité	1	3/3	6/3	2 289	2 289	885	0	0	4	72	13			P	18 824	121	122	4	3
	Profintech	2	3/10	7/10	1 207	1 203	530	4	0	11	61	31			T		incl. in MSV	122	4	19
	REGIONTOUR	1	14/1	17/1	4 589	4 589	290	0	0	6	104	17			T/P		incl. in GO	122	4	6
	Rybareni	1	17/3	20/3	1 672	1 672	174	0	0	2	54	2			P	11 985	111	122	4	3
UFI Approved Event	SALIMA	2	17/2	20/2	4 208	4 198	916	10	0	22	234	66			T/P	22 304	915	122	4	2
	SILVA REGINA	2	3/4	7/4	10 904	2 196	593	8 708	1 376	7	168	46			T/P		incl. in TECHAGRO	122	4	1
	Sport Life	1	4/11	6/11	3 141	3 107	326	34	0	5	150	24			P	43 555	378	122	4	3
	STYL I	2x1	20/2	22/2	3 582	3 582	1 364	0	0	13	179	63			T	4 937	567	122	4	25
	STYL II	2x1	27/8	29/8	3 850	3 850	1 488	0	0	13	205	81			T	4 145	496	122	4	25
	SVB	1	20/4	23/4	6 349	4 084	943	2 265	18	10	215	43			T/P	37 559	503	122	4	5
UFI Approved Event	TECHAGRO	2	3/4	7/4	65 702	45 646	12 095	20 056	3 913	20	468	161			T/P	104 958	5 606	122	4	1
UFI Approved Event	VINEX	2	17/2	20/2	104	104	21	0	0	3	14	2			T/P		incl. in SALIMA	122	4	2
UFI Approved Event	WELDING	2	3/10	7/10	2 498	2 498	1 490	0	0	10	63	36			T		incl. in MSV	122	4	19
Brussels (BE)																				
	Art Brussels	1	21/4	24/4	6 917	6 917		0	0	28	141	95	0	0	P	25 628	4 049	60		3, 12
	Batibouw	1	25/2	6/3	115 500	115 000	0	500	0		900	90			T/P	302 000		299		2
	Cocoon	1	18/11	27/11	31 000	31 000	0	0	0		210	20			P	71 000		299		6
UFI Approved Event	Dentex	2	6/10	8/10	5 635	5 635	1 678	0	0	14	141	67	2	0	T	6 463	503	60		22
	Empack	1	21/9	22/9	3 544	3 544		0	0		152				T	2 820		60		4
	Eurantica	1	5/3	13/3	3 175	3 175		0	0	7	88	44			P	17 705	238	60		3, 12
	Holiday Fair	1	2/2	5/2	35 000	35 000	0	0	0		350				T/P	101 000		299		3
	HR Xpo	1	20/4	21/4	906	25	881			3	104	4			T	848	17	437		4, 8
	Infosecurity.be	1	22/3	23/3	1 773	1 773	594				62	20			T	3 939	393	418		21
	Int. Vakbeurs v/h meubel	1	6/11	9/11	66 000	66 000	20 968	0	0	18	268	173			T	18 259	11 141	399		12
	Logistics & Distribution	2	21/9	22/9	2 595	2 595		0	0		111				T	2 505		60		26
	Realty	1	24/5	26/5	3 395	3 395	141	0	0	4	127	11	127	11	T	6 732	182	60		15
	Salon de l'alimentation/ Voedingssalon	1	15/10	23/10	35 000	35 000	0	0	0		280				P	117 000		299		3, 5, 12
	Sports Fair	1	3/2	5/2	10 000	10 000	0	0	0		80				P	15 000		299		3
	Storage Expo.be	1	22/3	23/3	815	815	211				28	8			T	3 939	393	418		21
	Tooling Event.be	1	22/3	23/3	378	378	119				14	6			T	3 939	393	418		21
Budapest (HU)																				
UFI Approved Event	AGROMashEXPO	1	27/1	30/1	37 675	34 428	5 536	3 247	2 159	16	316	56			T/P	45 331		369	4	1
	Automotive	1	19/10	21/10	4 330	4 330	2 008	0	0	8	230	69			T	8 795		369	4	16
	Autótechnika	1	19/10	22/10	1 454	1 454	166	0	0	3	33	4			T		incl. in Automotive	369	4	16
	Bike Expo	1	3/3	6/3	4 653	4 653	368	0	0	3	55	7			T/P		incl. in Travel	369	4	3
	Boat Show	1	18/2	21/2	5 244	5 244	860	0	0	3	83	8			P		incl. in FEHOVA	369	4	3
	Budapest Motor Festival	1	18/3	20/3	4 433	4 433	425	0	0	5	70	16			P	44 076		369	4	16
UFI Approved Event	CONSTRUMA	1	6/4	10/4	14 433	12 133	2 889	2 300	796	16	487	127			T/P	54 307		369	4	5
	FEHOVA	1	18/2	21/2	10 662	10 662	436	0	0	17	272	34			T/P	60 723		369	4	3
	Home Design	1	6/4	10/4	5 810	5 571	431	239	0	8	175	20			T/P		incl. in CONSTRUMA	369	4	12
	Hungarian Garden	1	27/1	30/1	418	418	0	0	0	1	22	0			T/P		incl. in AGROMashEXPO	369	4	1

(*) Please refer to each national definition given at the beginning of the report

2016 EVENTS BY CITY

	Interval Year	Opening date	Closing date	Space						Exhibitors				Visitors/Visits (*)			Organizer	Auditor	Industry sector		
				Rented Space (sq.m)						Exhibitors with their own stands		Represented firms		Admission for Trade/Public	Total						
				Total	Halls		Open air		from ... countries	Total	Foreign/ International (*)	Total	Foreign/ International (*)		Total	Foreign/ International (*)					
				Foreign/ International (*)		Foreign/ International (*)															
Budapest (HU)																					
 INDUSTRY DAYS	1	24/5	27/5	6 512	6 512	1 659	0	0	15	286	68			T	10 011		369	4	19		
SIRHA	2	9/5	11/5	9 382	9 178	2 890	204	204	18	374	106			T	16 543		369	4	2		
Travel	1	3/3	6/3	7 357	7 357	1 999	0	0	30	394	83			T/P	29 602		369	4	6		
Viticulture	1	27/1	30/1	465	465	118	0	0	4	20	5			T/P	incl. in AGROMashEXPO		369	4	1		
Budva (MNE)																					
 FOOD Fair	1	21/4	23/4	988	972	297	16	0	6	65	32			T/P	5 510		17	4	2		
BURDUR (TR)																					
2. Goat Region Live dairy animals, agriculture technologies and feed fair	1	28/4	1/5		15 340	0				68	0			8	T/P	53 705	0	334	16	1	
BURSA (TR)																					
30.International Mothers Babies Children Products Fair	1	13/1	17/1		7 490	0				159	0			4	T/P	23 948	601	744	16	13	
5. BURSA KARACABEY Agricultural and Livestock Equipment Fair	1	17/3	20/3		6 800					46					T/P	60 000	0	637	16	1	
Automation Fair 2016	1	1/12	4/12		1 000	0				48	0			18	T/P	39 965	251	744	16	18	
Bursa 9th International Stockbreeding And Equipment Fair	1	12/10	16/10		3 157	0				78	0			3	T/P	28 560	737	744	16	1	
Bursa 14th Book Fair	1	19/3	27/3		5 816					196	0			0	T/P	169 829	0	744	16	3	
Bursa 15. International Metal Processing Technologies Fair	1	1/12	4/12		7 110	0				223	0			84	T/P	39 965	251	744	16	19	
Bursa 8.Sheet Metal Processing Technologies Fair 2016	1	1/12	4/12		5 094	0				79	0			29	T/P	39 965	251	744	16	19	
Bursa Agriculture 2016 14th International Agriculture, Seed Raising, Sapling And Dairy Industry Fair	1	12/10	16/10		37 300	12				361	1			78	T/P	305 726	737	744	16	1	
Bursa Autoshow Fair 2016 Bursa 9th Automobile,Commercial Vehicles, Motorcycle,Bicycle and Accessories Fair	1	15/11	20/11		5 102	0				52	0			10	T/P	72 384	0	744	16	16	
Bursa Construction 2016	1	6/4	10/4		7 956	0				197	0			9	T/P	58 774	214	744	16	5	
Bursa Education Fair - 12th Domestic-Abroad Education Fair	1	22/3	27/3		1 320	12				61	1				T/P	113 219	0	744	16	8	
Bursa Marble Block Fair	1	2/11	5/11		19 211	59				188	2			21	T/P	19 675	665	744	16	19	
Bursa Real Estate Fair	1	6/4	10/4		4 649	0				81	0			0	T/P	58 774	214	744	16	15	
INTARF 2016 İnegöl Agriculture Fair	1	24/9	27/9		14 500	0				103	0			0	T/P	15 422	0	536	16	1	
Modef 2016 Furniture And Decoration Fair	1	5/4	10/4		18 451	0				189	0			0	T/P	16 170	412	536	16	12	
Modefexpo 2016 Furniture And Decoration Fair	1	8/11	13/11		17 675	0				185	0			0	T/P	24 158	1 361	536	16	12	
Mould Eurasia 2016	1	1/12	4/12		1 658	6				77	1			27	T/P	39 965	251	744	16	19	
Occupational and Worker Security, Health and Equipment Fair	1	1/12	4/12		337	0				21	0			0	T/P	39 965	251	744	16	5	
Bydgoszcz (PL)																					
Real Estate Autumn	2x1	15/10	16/10	318	318	318	0	0	1	37	0			P	free		664	4	15		
Real Estate Spring	2x1	12/3	13/3	260	260	260	0	0	1	33	0			P	free		664	4	15		
CAEN (F)																					
1000 IDÉES POUR LA MAISON - CAEN	1	11/3	14/3	3 802	3 802	0	0	0	0	169	0	169	0	P	9 405	0	127	8	12		
FOIRE INTERNATIONALE - CAEN	1	16/9	26/9	28 023	8 653	297	19 370	70	12	414	18	49	49	P	113 188	1 274	127	8	27		
FRANCE CE CAEN	2x1	22/3	22/3	260	260	0	0	0	0	55	0			T	382	0	156	8	4		
FRANCE CE CAEN	2x1	11/10	11/10	254	254	0	0	0	0	43	0	2	0	T	226	0	156	8	4		
VINS ET GASTRONOMIE - CAEN	1	18/3	21/3	1 791	1 791	0	0	0	0	181	0			P	14 337	0	329	8	2		

(*) Please refer to each national definition given at the beginning of the report

2016 EVENTS BY CITY

	Interval Year	Opening date	Closing date	Space					Exhibitors					Visitors/Visits (*)			Organizer	Auditor	Industry sector	
				Rented Space (sq.m)					Exhibitors with their own stands			Represented firms		Admission for Trade/Public	Total					
				Total	Halls		Open air		from ... countries	Total	Foreign/International (*)	Total	Foreign/International (*)		Total	Foreign/International (*)				
CAGLIARI (I)																				
CAMPIONARIA DELLA SARDEGNA	1	23/4	2/5	11 170	4 177	539	6 993	150		143	14	66	18	T/P	34 983	0	98	10	27	
ÇANAĞKALE (TR)																				
Biga 6. Agriculture, Livestock and Technology Fair	1	7/10	9/10		10 170	0				110	0		0	T/P	105 723	0	637	16	1	
CANNES (F)																				
CANNES YACHTING FESTIVAL	1	6/9	11/9	68 126	17 587	10 327	50 539	36 465	35	425	252	494	379	P	50 170	0	630	8	3	
MAPIC - CANNES	1	16/11	18/11	9 231	8 630	5 759	601	450	48	699	541	508	385	T	9 774	6 159	633	8	15	
MARCHE DU FILM	1	11/5	20/5	6 247	6 247	5 093	0	0	51	376	330	125	125	T	13 604	11 528	692	8	21	
MAREDIMODA - CANNES	1	8/11	10/11	2 153	2 153	1 996	0	0		104	91			T	2 554	2 128	478	7	25	
MIDEM - CANNES	1	3/6	6/6	2 167	2 167	1 823	0	0	38	674	526			T	4 398	3 808	633	8	3	
MIP TV - CANNES	1	4/4	7/4	20 205	17 430	15 498	2 775	2 583	64	1 534	1 331			T	9 401	8 530	633	8	21	
MIPCOM - CANNES	1	17/10	20/10	24 251	20 651	18 690	3 600	3 378	68	1 977	1 773			T	12 505	11 639	633	8	21	
MIPIM - CANNES	1	15/3	18/3	18 673	16 022	12 600	2 650	1 874	58	2 688	2 426			T	25 778	19 822	633	8	15	
TFWA WORLD EXHIBITION	1	2/10	7/10	22 474	22 474	15 266	0	0	41	492	332			T	16 991	15 436	718	8	27	
TRUSTECH	1	29/11	1/12	6 950	6 950	5 797	0	0	37	329	267	10	3	T	8 760	6 961	156	8	21	
CARRARA MARINA (MS) (I)																				
CARRARA MARMOTEC	1	18/6	21/6	8 577	8 577	986	0	0	10	188	28	2	1	T	6 808	1 318	129	5	10	
SEATEC / COMPOTEC	1	6/4	8/4	3 364	3 364	262	0	0	27	271	39	164	116	T	3 478	305	129	5	3	
CASTRES (F)																				
FOIRE EXPOSITION - CASTRES	1	23/9	2/10	8 543	3 756	0	4 787	0	0	189	0			P	27 639	0	305	8	27	
LOGIS LOISIRS EXPO - CASTRES	1	8/4	10/4	1 366	1 360	0	6	0	0	72	0			P			305	8	12	
CATANIA (I)																				
EXPOBIT- SALONE INTERNAZIONALE DELL'INNOVAZIONE TECNOLOGICA	1	13/12	15/12	1 400	1 400	0	0	0	2	62	2	62	2	T	30 100	100	405	5	21	
CERGY PONTOISE (F)																				
MARCHE DE L'HISTOIRE - PONTOISE	1	9/4	10/4	3 898	3 898	1 454	0	0		285	89			P	5 401	0	50	7	3	
CERNOBBIO (I)																				
COMOCREA TEXTILE DESIGN SHOW	2x1	29/3	30/3	1 000	1 000	500	0	0	4	25	13	0	0	T	142	66	161	5	25	
COMOCREA TEXTILE DESIGN SHOW	2x1	7/11	8/11	1 000	1 000	500	0	0	6	28	16	0	0	T	102	32	161	5	25	
PROPOSTE FIERA PRODUTTORI TESSUTO D'ARREDAMENTO E TENDAGGIO	1	27/4	29/4	5 525	5 525	2 253	0	0	9	90	45	0	0	T	5 783	3 925	612	10	25	
CHALONS-EN-CHAMPAGNE (F)																				
AUTO MOTO QUAD - CHALONS EN CHAMPAGNE	1	4/3	6/3	13 961	5 730	0	8 231	0	0	36	0			P	8 751	0	755	8	26	
FOIRE EXPOSITION - CHALONS EN CHAMPAGNE	1	26/8	5/9	60 552	10 305	120	50 247	721	10	597	15			P	226 724	0	755	8	27	
HABITAT ET ENVIRONNEMENT - CHALONS EN CHAMPAGNE	1	26/2	29/2	5 039	5 039	12	0	0	1	208	1			P	12 114	0	755	8	12	
HABITAT-METIERS D'ART-ENVIRONNEMENT - CHALONS EN CHAMPAGNE	1	26/2	29/2	5 039	5 039	12	0	0	1	208	1			P	12 114	0	755	8	12	
MARIAGE - CHALONS EN CHAMPAGNE	1	15/10	16/10	306	306	0	0	0	0	28	0			P	1 407	0	755	8	3	
CHALON-SUR-SAONE (F)																				
HABITAT ET IMMOBILIER - CHALONS SUR SAÔNE	1	11/3	14/3	1 629	1 509	0	120	0	0	112	0			P	5 562	0	420	8	12	
CHAMBERY (F)																				
FOIRE EXPOSITION - CHAMBERY	1	10/9	19/9	19 567	9 037	69	10 530	0	5	331	5			P	62 612	0	663	8	27	
HABITAT ET JARDIN - CHAMBERY	1	15/4	18/4	9 390	5 672	30	3 718	35	3	285	3			P	21 541	0	663	8	12	
SAVEURS & TERROIRS - CHAMBERY	1	25/11	27/11	2 519	2 519	105	0	0	2	138	8			P	20 341	0	663	8	2	
CHARLEROI (BE)																				
Salon des ARTS MENAGERS	1	29/10	13/11	16 500	16 500	0	0	0	6	375	150	0	0	P	138 000	0	144		2	
Salon du MARIAGE	1	16/1	17/1	1 450	1 450	0	0	0	0	70	0	0	0	P	2 500	0	144		3	

(*) Please refer to each national definition given at the beginning of the report

2016 EVENTS BY CITY

	Interval	Year	Opening date	Closing date	Space					Exhibitors					Visitors/Visits (*)			Organizer	Auditor	Industry sector	
					Rented Space (sq.m)					Exhibitors with their own stands			Represented firms		Admission for Trade/Public	Total	Foreign/ International (*)				
					Total	Halls		Open air		from ... countries	Total	Foreign/ International (*)	Total	Foreign/ International (*)							
						Total	Foreign/ International (*)	Total	Foreign/ International (*)												
CHARLEROI (BE)																					
	1		28/1	31/1	3 520	3 520	0	0	0	7	120	80	0	0	P	15 000	0	144		6	
	1		12/3	20/3	6 500	6 500	0	0	0	0	120	0	0	0	P	16 000	0	144		3, 5, 12	
CHARTRES (F)																					
	1		13/10	13/10	260	260	0	0	0	0	66	0			T	278	0	156	8	4	
	1		12/3	14/3	2 439	2 439	0	0	0	0	135	0			P	8 407	0	573	7	12	
	1		29/10	1/11	4 200	4 200	0	0	0	0	7	0			P	2 431	0	447	7	26	
	1		7/10	10/10	5 514	5 241	9	273	0	1	327	1			P	61 310	0	142	8	27	
	1		21/10	24/10	1 548	1 548	0	0	0	0	147	0			P	15 584	0	329	8	2	
CHATEAUBRIANT (F)																					
	1		9/9	12/9	31 736	3 946	18	27 790	0	1	399	1			P	46 001	0	303	8	27	
CHATELLERAULT (F)																					
	1		9/4	10/4	4 934	4 934	0	0	0	0	173	0			P			55	7	3	
	1		26/2	28/2	1 066	1 066	0	0	0	0	1	0			P	3 750	0	231	7	3	
	1		11/3	13/3	984	984	0	0	0	0	65	0			P	3 500	0	614	7	12	
Chemnitz (D)																					
	1		5/2	7/2	4 470	4 176	78	294		5	264	7	45	2	T/P	9 018		126	9	5	
	2		31/5	2/6	1 136	1 136	151	0		7	134	16	1		T	1 396	112	126	9	25	
	2		31/5	2/6	1 360	1 360		0		1	128		3		T	1 769	35	126	9	19	
<i>Note: ascertained by a representative poll</i>																					
CHERBOURG (F)																					
	1		16/12	18/12	390	390	0	0	0	0	59	0			P	3 803	0	329	8	2	
CHINON (F)																					
	1		30/1	31/1	534	534	0	0	0	0	45	0			P	500	0	63	7	12	
Chisinau (MD)																					
	1		19/10	22/10	6 157	1 163	332	4 994	250	11	143	45	0	0	T	14 428	720	537		1	
	1		2/3	5/3	3 376	912	192	2 464	142	9	137	17	69	0	T	13 756	688	537		1	
CLERMONT FERRAND (F)																					
	1		15/1	17/1	5 386	5 386	435	0	0		152	13			P	18 566	0	137	7	3	
	1		10/9	19/9	43 030	10 872	173	32 158	50	11	485	14			P	96 967	0	306	8	27	
	2x1		31/3	31/3	416	416	0	0	0	0	73	0			T	427	0	156	8	4	
	2x1		18/10	18/10	244	244	0	0	0	0	42	0			T	249	0	156	8	4	
	1		14/10	16/10	890	890	0	0	0	0	147	0			P	6 294	0	137	8	2	
	1		11/3	14/3	8 576	8 576	72	0	0		314	4			P	30 465	0	137	7	12	
	1		10/11	13/11	908	908	72	0	0	5	79	6			P	11 865	0	328	8	3	
	1		5/10	7/10	77 823	12 932	1 082	64 891	7 515	25	1 250	164	175	116	T	86 677	2 816	694	8	1	
	1		14/10	16/10	890	890	0	0	0	0	147	0			P	6 294	0	772	8	2	
Cluj - Napoca (RO)																					
	1		21/4	24/4	16 929	1 209	553	15 720	5 043	13	323	89			T/P	19 600		195	4	1	
COLMAR (F)																					
	1		18/3	21/3	5 362	5 362	169	0	0		252	8			P	9 877	0	155	7	12	
	1		5/8	15/8	26 195	26 195	388	0	0		339	11			P	236 510	0	155	7	27	
	1		5/5	8/5	3 943	3 943	210	0	0		420	21			P	36 417	0	209	7	27	
	1		26/11	27/11	4 319	4 319	32	0	0		197	5			P	20 200	0	108	7	8	




































(*) Please refer to each national definition given at the beginning of the report

2016 EVENTS BY CITY

	Interval Year	Opening date	Closing date	Space						Exhibitors				Visitors/Visits (*)			Organizer	Auditor	Industry sector	
				Rented Space (sq.m)						Exhibitors with their own stands		Represented firms		Admission for Trade/Public	Total					
				Total	Halls		Open air		from ... countries	Total	Foreign/International (*)	Total	Foreign/International (*)		Total	Foreign/International (*)				
					Total	Foreign/International (*)	Total	Foreign/International (*)												
COLMAR (F)																				
MDC - COLMAR	1	21/10	24/10	3 855	3 855	45	0	0	266	6			P	18 516	0	155	7	12		
SEPEM INDUSTRIES EST	1	31/5	2/6	5 008	5 008	252	0	0	411	21			T	5 040	139	244	7	19		
SITV - COLMAR	1	11/11	13/11	4 573	4 573	1 613	0	0	358	145			P	20 834	0	155	7	3		
Constanța (RO)																				
Europort Romania	2	10/5	12/5	358	358				9	63	5	3	3	T	500	480	648		26	
ÇORUM (TR)																				
Çorum Agricultural 2016- Agricultural, stock and food farming fair	1	24/11	27/11		15 000	0			120	0			0	T/P	130 000	0	88	16	1	
CREMONA (I)																				
BIOENERGY ITALY. FOOD WASTE MANAGEMENT, GREEN CHEMISTRY CONFERENCE AND EXHIBITION	1	20/4	22/4	463	463	100	0	0	5	31	6	4	2	T	1 220	31	173	5	1,9,10,17	
CREMONA MONDOMUSICA - ACUSTIC GUITAR VILLAGE	1	30/9	2/10	3 874	3 874	1 954	0	0	25	261	138	12	6	T	9 140	1 326	173	10	3	
CREMONA PIANOFORTE PIANO EXPERIENCE	1	30/9	2/10	448	448	112	0	0	3	13	2	12	3	T	in CREMONA PIANOFORTE		173	10	3	
FIERE ZOOTECNICHE INTERNAZIONALI DI CREMONA	1	26/10	29/10	16 316	14 052	2 036	2 264	0	15	255	36	59	27	T	25 652	2 360	173	5	1	
Debrecen (HU)																				
FARMEREXPO	1	18/8	21/8	10 692	5 578	352	5 114	270	4	329	30			T/P	29 640		775	4	1	
DENİZLİ (TR)																				
AEGEANAGRI 12th Aegean Agricultural Greenhouse & Livestock Exhibition	1	9/3	13/3		26 930	0				207	0		25	T/P	152 710	520	569	16	1	
DENYAPI 2016	1	26/5	29/5		8 000	0				45	0		0	T/P	8 500	0	2	16	5	
Home Textile 2016	1	24/3	27/3		4 250	0				40	0		0	T/P	15 300	0	2	16	25	
DIJON (F)																				
ANTIQUAIRES, BROCANTE ET ART CONTEMPORAIN - DIJON	1	14/5	22/5	997	997	12	0	0	1	50	1			P	5 030	0	189	8	3	
AUTO MOTO RETRO - DIJON	1	18/3	20/3	5 748	5 748	72	0	0		130	2			P	16 292	0	189	8	26	
FOIRE INTERNATIONALE ET GASTRONOMIQUE - DIJON	1	1/11	13/11	13 644	13 614	1 160	30	0	18	563	58	385	118	P	160 111	0	189	8	27	
FRANCE CE DIJON	2x1	5/4	5/4	310	310	6	0	0	1	62	1			T	524	0	156	8	4	
FRANCE CE DIJON	2x1	22/9	22/9	304	304	4	0	0	1	53	1	3	0	T	292	0	156	8	4	
HABITAT ET DEVELOPPEMENT DURABLE- DIJON	1	4/2	8/2	3 222	3 222	54	0	0	1	183	1	294	1	P	11 034	0	189	8	12	
Dortmund (D)																				
DKM - The Trade Fair for the Finance and Insurance Industry	1	25/10	27/10	7 710	7 710	64	0		6	297	9			T	10 681	101	101	9	4	
InterTabac / InterSupply	1	16/9	18/9	19 423	19 423	8 639	0		56	505	321	10		T	11 087	4 232	778	9	27	
DOUAI (F)																				
FOIRE EXPOSITION REGIONALE - DOUAI	1	3/9	12/9	7 669	5 095	0	2 574	0	0	234	0			P	63 226	0	636	8	27	
GASTRONOMIE - DOUAI	1	18/11	20/11	215	215	0	0	0	0	25	0			P	3 506	0	636	8	2	
HABITAT DECO JARDIN - DOUAI	1	15/1	17/1	507	507	0	0	0	0	47	0			P	2 500	0	636	8	12	
L'OCCASION DES VEHICULES DE LOISIRS - DOUAI	1	25/2	28/2	4 167	4 167	0	0	0	0	13	0			P	2 000	0	636	8	3	
MARIAGE - DOUAI	1	15/1	17/1	969	969	0	0	0	0	74	0			P	3 192	0	636	8	4	
VEHICULES DE LOISIRS - DOUAI	1	22/10	1/11	13 368	13 368	0	0	0	0	21	0			P	20 965	0	636	8	3	
Dresden (D)																				
SACHSENBACK - Trade Fair for the Bakery and Confectionery Trades	3	9/4	11/4	5 789	5 789	328	0		8	221	14	9	2	T	6 866	206	448	9	2	

(*) Please refer to each national definition given at the beginning of the report

2016 EVENTS BY CITY

	Interval Year	Opening date	Closing date	Space						Exhibitors						Visitors/Visits (*)			Organizer	Auditor	Industry sector	
				Rented Space (sq.m)						Exhibitors with their own stands			Represented firms			Admission for Trade/Public	Total					
				Total	Halls		Open air		from ... countries	Total	Foreign/International (*)	Total	Foreign/International (*)	Total	Foreign/International (*)		Total	Foreign/International (*)				
					Total	Foreign/International (*)	Total	Foreign/International (*)														
Düsseldorf (D)																						
 ALUMINIUM	2	29/11	1/12	39 247	39 247	27 627	0			52	992	644	2	2	T	24 373	14 468	628	9	19		
 BEAUTY Düsseldorf	1	4/3	6/3	22 436	22 436	3 169	0			31	620	137			T	67 287	6 056	502	9	14		
 boot	1	23/1	31/1	94 189	93 922	53 814	267	181		65	1 833	971			P	244 691	45 023	502	9	3, 26		
 CARAVAN SALON	1	26/8	4/9	104 461	103 190	25 975	1 271	388		30	560	196			P	204 477	28 223	502	9	3, 6		
 Composites Europe	1	29/11	1/12	7 902	7 902	3 061	0			27	363	151			T	8 478	4 104	628	9	19	See note 1	
 drupa	5	3/15	10/6	156 552	155 953	102 784	599	100		54	1 823	1 302			T	260 165	195 988	502	9	11		
 Energy Storage Europe	1	15/3	17/3	1 251	1 251	361	0			16	142	45			T	3 026	1 126	502	9	9		
 EuroCIS	1	23/2	25/2	10 767	10 743	4 215	24			29	411	172			T	10 427	4 390	502	9	21, 12		
 GDS/Tag it! Summer	1	10/2	12/2	27 155	26 974	16 067	181			34	702	513			T	12 461	5 206	502	9	25		
 GDS/Tag It! Winter	1	26/7	28/7	28 094	28 094	16 379	0			39	673	474			T	14 220	6 171	502	9	25		
 glasstec	2	20/9	23/9	64 033	63 811	43 857	222	141		52	1 237	879			T	40 105	28 234	502	9	19		
 K - The world's No. 1 Trade Fair for Plastics and Rubber	3	19/10	26/10	173 025	171 568	104 905	1 457	1 072		61	3 293	2 253			T	232 053	164 270	502	9	17		
 MEDICA / COMPAMED	1	14/11	17/11	128 963	128 522	85 817	441	90		71	5 891	4 585			T	117 902	82 744	502	9	22		
 METAV	2	23/2	27/2	26 656	26 656	9 018	0			24	637	187			T	35 750	3 932	765	9	19		
 ProWein	1	13/3	15/3	68 550	68 550	49 527	0			59	6 255	5 276			T	55 729	27 285	502	9	2		
 PSI Messe	1	13/1	15/1	27 740	27 740	13 405	0			38	932	474			T	16 810	9 291	628	9	4		
 REHACARE INTERNATIONAL	1	28/9	1/10	32 031	32 031	10 533	0			36	914	461			T	48 642	7 150	502	9	22		
 TOP HAIR INTERNATIONAL	1	5/3	6/3	6 487	6 487	771	0			14	165	37			T	32 013	2 241	502	9	14		
 TourNatur	1	2/9	4/9	4 385	4 385	631	0			20	272	93			P	43 567	1 743	502	9	3, 6	See note 2	
 Tube	2	4/4	8/4	51 183	51 183	34 494	0			51	1 277	956			T	31 304	19 313	502	9	19	See note 3	
 VALVE WORLD EXPO	2	29/11	1/12	19 871	19 871	15 468	0			40	722	575			T	12 422	8 392	502	9	19		
 wire	2	4/4	8/4	59 522	59 522	43 647	0			53	1 335	1 022			T	38 255	24 865	502	9	19	See note 3	
Note 1: Event with changing venues																						
Note 2: Visitor attendance determined by a representative poll in the combination of Caravan Salon/TourNatur. Multiple answers were permitted																						
Note 3: Ascertained by a representative poll																						
EDİRNE (TR)																						
 Edirne Food, Agriculture, Livestock Industry Fair	1	20/7	24/7		10 138	0				39	0	0	0	0	T/P	150 000	0	637	16	1		
Elche (Alicante) (E)																						
 ALITUR, Salón de Turismo Activo y de Escapada	1	12/2	21/2	487	487	0	0	0		1	27	0	0	0	P	6 576	0	380	11	3, 6		
 ANTIC AUTO, Salón internacional de automóviles, motocicletas y recambio antiguo y clásico	1	2/4	3/4	4 001	3 448	40	400	0		3	66	2	6	1	P	4 068	0	380	11	3, 16		
 CARAVANING, Muestra provincial de caravaning y tiempo libre	1	12/2	21/2	8 040	8 040	0	0	0		1	5	0	0	0	P		incl. in ALITUR	380	11	3, 16		
 CO-SHOES, International Workshop	1	5/10	6/10	433	433	0	0	0		0	25	0	0	0	T	560	212	270		17, 25		
 EXPOCACHORRO, Salón del perro y otros animales de compañía	1	2/12	4/12	572	536	12	0	0		2	28	1	4	0	P	11 101	0	684, 380	11	3, 14		
 EXPOFIESTA, Feria nacional de las fiestas populares	1	4/11	6/11	3 034	3 034	0	0	0		1	77	0	0	0	T/P	4 927	0	380	11	3, 25		
 EXPONADAL, Exposición de ocio infantil y juvenil	1	23/12	31/12	9 140	145	0	0	0		1	6	0	45	0	P	25 252	0	380	11	3, 8		
 FEDA, Festival Erótico de Alicante	1	5/11	6/11	306	306	0	0	0		1	26	0	1	0	P	3 233	0	168, 380	11	3, 14		
 FIRAHOGAR, Salón de mobiliario, equipamiento y decoración del hogar	1	21/10	23/10	5 050	5 050	0	0	0		1	49	0	0	0	P	9 406	0	380	11	12, 13		
 FIRAMACO, Feria de Materiales de Construcción, Reforma y Rehabilitación + ENERGY, Salón del Ahorro Energético	1	20/9	22/9	3 338	3 178	0	0	0		2	96	1	0	0	T/P	2 923	0	380	11	5, 9		
 FIRANOVIOS, Salón de las bodas y las celebraciones	1	11/11	13/11	4 846	1 973	0	0	0		1	82	0	0	0	P	5 972	0	380	11	3, 25		
 FIRAUTO, Feria del automóvil nuevo + EXPOCAR, Salón del automóvil de ocasión	2x1	22/4	24/4												P			380	11	16, 26	See note	

(*) Please refer to each national definition given at the beginning of the report

2016 EVENTS BY CITY

	Interval Year	Opening date	Closing date	Space				Exhibitors				Visitors/Visits (*)			Organizer	Auditor	Industry sector		
				Rented Space (sq.m)				Exhibitors with their own stands		Represented firms		Admission for Trade/Public	Total						
				Total	Halls		Open air		from ... countries	Total	Foreign/International (*)		Total	Foreign/International (*)					Total
	Total	Foreign/International (*)	Total	Foreign/International (*)															
EIche (Alicante) (E)																			
FIRAUTO, Feria del automóvil nuevo + EXPOCAR, Salón del automóvil de ocasión	2x1	18/11	20/11	12 781	12 228	0	400	0	1	36	0	29	0	P	23 766	0	380	11	16,26
FUTURMODA, Salón Internacional de la piel, componentes y maquinaria para el calzado y la marroquinería	2x1	16/3	17/3	2 326	2 326	108	0	0	3	142	6	0	0	T	2 549	237	380	11	17,25
FUTURMODA, Salón Internacional de la piel, componentes y maquinaria para el calzado y la marroquinería	2x1	5/10	6/10	2 246	2 195	1 081	0	0	8	176	40	49	11	T	3 135	56	380	11	17,25
GASTROALICANTE, Feria de la gastronomía tradicional alicantina	1	27/2	29/2	1 559	1 559	0	0	0	1	74	0	0	0	T/P	3 750	0	380	11	2,3
I LOVE YOU BABY, Feria para productos y servicios para bebés y familias	1	22/10	23/10	884	794	0	0	0	1	23	0	1	0	P	2 939	0	380	11	12,13
JESAL,EXTETIC, Salón de estética, cosmética, belleza y peluquería	1	12/3	14/3	2 992	1 629	48	0	0	5	74	4	0	0	T/P	7 344	0	380	11	12,14
SALON DEL MANGA, Feria del Manganime, videojuegos, cómic y juegos de rol de Alicante	1	9/4	10/4	11 437	1 286	0	0	0	1	58	0	20	0	P	10 599	0	380	11	3
SOBRE 2 RUEDAS, Feria de la motocicleta	1	22/4	24/4	15 375	14 975	0	400	0	1	55	0	50	0	P	22 846	0	380	11	3,16
VG COMIC, Salón del cómic de la provincia de Alicante	1	1/10	2/10	962	962	0	0	0	1	52	0	20	0	P	13 492	0	380	11	3
VIVERALIA, Salón profesional internacional de la planta ornamental y afines	1	2/2	4/2	5 407	5 357	0	0	0	1	66	0	4	0	T	2 129	84	380	11	1,5
<i>Note: statistics of this biennial event are combined with SOBRE 2 RUEDAS, which is an annual event</i>																			
EPERNAY (F)																			
VITI VINI	2	11/10	14/10	12 462	4 838	0	7 624	0	0	196	0			T	14 797	128	579	8	2
Erfurt (D)																			
Grüne Tage Thüringen - The agricultural fair in Central Germany	2	16/9	18/9	15 067	6 156	86	8 911		6	299	6			P	30 857		503	9	27
Rapid.Tech / FabCon 3.D	1	14/6	16/6	2 145	2 145	242	0		17	176	31			T/P	3 443	294	503	9	19
Thüringen Ausstellung Erfurt - Handicraft and Consumer Goods Exhibition (with Wedding and Celebration Fair)	1	27/2	6/3	13 957	13 957	315	0		16	707	27	28		P	74 437		623	9	27
ERZURUM (TR)																			
7. Eastern Anatolia Agriculture Fair	1	26/5	29/5		20 000	0				75	0		0	T/P	45 000	0	88	16	1
ESKIŞEHİR (TR)																			
Farm Boss - Eskişehir 6. International Agricultural Fair	1	31/3	3/4		5 422	0				165	0		12	T/P	62 458	26	258	16	1
Essen (D)																			
E-world energy & water	1	16/2	18/2	22 338	22 198	3 202	140		25	704	125			T	20 197	3 635	504	9	9
IPM ESSEN - The world's leading trade fair for horticulture	1	26/1	29/1	42 233	42 233	19 961	0		49	1 587	1 014			T	41 841	16 109	504	9	1
REIFEN - No 1 in tires and more	2	24/5	27/5	33 929	33 559	20 933	370	40	43	681	492			T	16 169	10 155	504	9	25
security essen - The World Forum for Security and Fire Prevention	2	27/9	30/9	32 630	32 510	10 226	120		45	949	457			T	31 851	11 293	504	9	7
SHK Essen - Trade fair for sanitary, heating, air conditioning and renewable energies	2	9/3	12/3	31 037	31 037	2 157	0		18	520	57			T	38 595	1 775	504	9	5
FERRARA (I)																			
REMTECH	1	21/9	23/9	2 011	2 011	263	0	0	44	214	27	0	0	T	5 338	825	286	10	10
FIRENZE (I)																			
FRAGRANZE	1	9/9	11/9	1 379	1 379	308	0	0	0	106	39	0	0	T	2 714	895	588	5	14
MODAPRIMA	2x1	20/5	22/5	871	871	89	0	0	0	54	7	0	0	T	1 474	791	588	5	25
MODAPRIMA	2x1	18/11	20/11	788	788	79	0	0	0	49	5	0	0	T	1 381	743	588	5	25
MOSTRA INT.LE ARTIGIANATO	1	23/4	1/5	13 212	12 209	3 351	1 003	0	494	738	244	0	0	T/P	103 282	50 009	298	10	13

(*) Please refer to each national definition given at the beginning of the report

2016 EVENTS BY CITY

	Interval Year	Opening date	Closing date	Space						Exhibitors						Visitors/Visits (*)				Organizer	Auditor	Industry sector	
				Rented Space (sq.m)						Exhibitors with their own stands			Represented firms			Admission for Trade/Public		Foreign/International (*)					
				Total	Halls		Open air		from ... countries	Total	Foreign/International (*)	Total	Foreign/International (*)	Total	Foreign/International (*)	Total	Foreign/International (*)	Total	Foreign/International (*)				
					Total	Foreign/International (*)	Total	Foreign/International (*)															
FIRENZE (I)																							
	PITTI IMMAGINE BIMBO	2x1	21/1	23/1	16 160	16 160	5 466	0	0	0	374	163	0	0	T	7 501	2 336	588	5	25			
	PITTI IMMAGINE BIMBO	2x1	23/6	25/6	16 105	16 105	6 145	0	0	0	416	213	0	0	T	6 083	2 146	588	5	25			
	PITTI IMMAGINE FILATI	2x1	27/1	29/1	7 432	7 432	559	0	0	0	92	14	0	0	T	4 624	1 884	588	5	25			
	PITTI IMMAGINE FILATI	2x1	29/6	1/7	8 185	8 185	853	0	0	0	109	23	0	0	t	5 898	2 895	588	5	25			
	PITTI IMMAGINE UOMO	2x1	12/1	15/1	35 025	35 025	10 856	0	0	0	1 099	423	0	0	T	31 466	9 608	588	5	25			
	PITTI IMMAGINE UOMO	2x1	14/6	17/6	35 518	35 518	10 608	0	0	0	1 063	429	0	0	T	26 814	9 345	588	10	25			
	TASTE	1	12/3	14/3	805	805	17	0	0	0	337	4	0	0	T	4 099	362	588	5	2			
FOGGIA (I)																							
	FIERA INTERNAZIONALE DELL'AGRICOLTURA E ZOOTECNIA	1	27/4	1/5	5 020	3 700	76	1 320	0	2	162	8	12	12	T/P	78 945	2 011	203	10	1			
Frankfurt/Main (D)																							
	Ambiente	1	12/2	16/2	179 768	179 768	123 727	0		95	4 386	3 478			T	135 988	72 315	505	9	13			
	Automechanika	2	13/9	17/9	174 962	161 759	108 948	13 203	4 928	76	4 843	4 109			T	132 944	80 168	505	9	26			
	Christmasworld	1	29/1	2/2	55 055	55 055	35 374	0		45	953	750			T	39 398	23 561	505	9	13	See note 1		
	Cleanzone - International trade fair and congress for cleanroom technology	1	8/11	9/11	1 246	1 246	322	0		12	86	23			T	759	270	505	9	19			
	Creativeworld	1	30/1	2/2	11 294	11 294	6 995	0		30	295	223			T	8 666	4 451	505	9	13	See note 1		
	formnext powered by TCT - International exhibition and conference on additive technologies and tool making	1	15/11	18/11	9 838	9 838	4 163	0		28	307	153	12	7	T	13 384	5 816	495	9	19			
	Heimtextil - International Trade Fair for Home and Contract Textiles	1	12/1	15/1	127 249	127 249	103 009	0		69	2 864	2 547			T	68 277	47 196	505	9	25			
	IFFA - The No. 1 for the meat industry	3	7/5	12/5	73 114	73 005	36 800	109		50	1 036	638			T	62 440	41 602	505	9	2			
	INSERVFM - Exhibition and Conference for facility management and industrial services	1	23/2	25/2	2 874	2 874	69	0		6	119	8	16		T	4 237	163	495	9	4, 19			
	Light + Building	2	13/3	18/3	147 191	146 435	78 582	756	419	56	2 626	1 775			T	216 610	106 049	505	9	5			
	Musikmesse	1	7/4	10/4	27 468	26 809	15 610	659	10	52	1 028	688			T	62 100	16 295	505	9	3	See note 1		
	Paperworld	1	30/1	2/2	39 655	39 655	29 670	0		59	1 607	1 346			T	34 033	23 251	505	9	4	See note 1		
	Prolight + Sound	1	5/4	8/4	40 043	38 564	23 815	1 479	729	47	938	583			T	43 796	23 200	505	9	21	See note 1		
	Tendence	1	27/8	30/8	44 475	44 475	14 353	0		43	943	334			T	22 742	4 138	505	9	13			
	Texcare	4	11/6	15/6	21 251	21 251	12 613	0		30	319	216			T	15 648	8 858	505	9	19, 25			
	viscom frankfurt	2	2/11	4/11	7 511	7 511	2 583	0		23	280	127			T	8 349	1 614	628	9	21	See note 2		
Note 1: Ascertained by a representative poll																							
Note 2: Event with changing venues																							
Freiburg (D)																							
	INTER BRUSH	4	27/4	29/4	10 329	10 329	7 166	0		29	172	131			T	5 367	3 892	312	9	19			
GAZIANTEP (TR)																							
	Domotex Turkey Machine Made Carpets Exhibition	1	23/5	26/5		22 164	1 826				198	27		5	T/P	8 179	1 017	355	16	25			
	Gapfood 12.Food, Food Technologies and Packaging Fair	1	4/2	7/2		4 000	0				39	0		0	T/P	25 300	520	33	16	2			
	Gapshoes 23.International Footwear, Slipper, Saddlery And Footwear Industry Suppliers Fair	1	20/7	23/7		7 100	0				110	0		2	T/P	9 300	205	33	16	25			
	Gapshoes 24.International Footwear, Slipper, Saddlery And Footwear Industry Suppliers Fair	1	14/12	17/12		12 500	365				250	0		0	T/P	31 200	1 780	33	16	25			
	Gaptarim 7.Agriculture, Agriculture Technologies and Stockbreeding Fair	1	4/2	7/2		20 000	0				89	0		9	T/P	175 000	1 850	33	16	1			
	Gaziantep Book Fair	1	3/5	8/5		812	0				47	0		2	T/P	97 800	0	748	16	3			
	PENTEX 5.Cotton Knitwear, Textile and Technologies Fair	1	17/2	20/2		7 573	0				132	0		2	T/P	16 500	510	33	16	25			

(*) Please refer to each national definition given at the beginning of the report

2016 EVENTS BY CITY

	Interval Year	Opening date	Closing date	Space					Exhibitors					Visitors/Visits (*)			Organizer	Auditor	Industry sector	
				Rented Space (sq.m)					Exhibitors with their own stands			Represented firms		Admission for Trade/Public	Total					
				Total	Halls		Open air		from ... countries	Total	Foreign/ International (*)	Total	Foreign/ International (*)		Total	Foreign/ International (*)				
Gdansk (PL)																				
Amberif	1	16/3	19/3	5 631	5 631	1 256	0	0	13	485	98			T	7 696	1 886	543	4	24	
Ambermart	1	25/8	27/8	2 405	2 405	901	0	0	9	220	73			P	3 178	404	543	4	24	
Balt Military Expo /Rescue Expo / Useals	2	20/6	22/6	2 658	2 458	697	200	0	15	156	36			T	4 800	160	543	4	7	
Beauty	1	8/10	9/10	2 277	2 262	72	15	0	4	343	3			P	8 280		543	4	14	
FIT Festival	1	26/2	28/2	2 228	2 169	605	59	0	8	90	16			P	13 497		543	4	3	
Food-to-Go	1	4/2	5/2	760	760	18	0	0	2	79	1			T	2 754	56	717	4	2	
Free Time Festival	1	2/4	3/4	2 109	2 073	113	36	0	3	139	8			P	22 000		543	4	3	
Gra i Zabawa	1	19/11	20/11	1 356	1 356	111	0	0	7	68	12			P	9 637		543	4	13	
Gdynia (PL)																				
Gdynia Wind & Water	1	28/7	31/7	3 937	0	0	3 937	1 210	3	137	8			T/P	11 408		547	4	3	
Geneva (CH)																				
ArtGenève	1	28/1	31/1	8 500	8 500	5 704	0	0	14	105	50			P	15 400	10 830	577		3	
Bébé et moi + Expo Junior	1	22/4	24/4	6 500	6 500		0	0	3	100	10			P	12 000	0	577		27	
COMMUNICA	1	5/10	6/10	1 410	1 410		0	0	2	82	2			P	2 200	0	339		4	
EBACE	1	24/5	26/5	70 512	20 512	19 492	50 000		45	443	416			T	13 066	11 759	554		20	
eCom, Swiss IT Business, SMARC, Swiss POS	1	26/4	27/4	2 400	2 400		0	0	2	241	60			T	3 952	1 300	125		21	
EPHJ-EMPT-SMT	1	14/6	17/6	12 757	12 757	3 215	0	0	13	881	175			T	20 630	3 705	577		19	
Geneva Gaming Convention	1	7/10	9/10	1 150	1 150		0	0	5	31	4			P	5 500	0	75		21	
Geneva International Motor Show	1	3/3	13/3	77 285	77 285	69 556	0	0	48	180	78			T/P	690 831	690 831	577		16	
ISC International Sports Convention	2	7/12	8/12	2 973	2 973		0	0		90				T	1 892	1 514	702		3	
Les Automnales	1	11/11	20/11	32 500	32 500	6 500	0	0	10	550	150			P	145 000	29 000	577		27	
Salon de la Haute Horlogerie	1	18/1	22/1	31 000	31 000	0	0	0	1	24	0			T/P	14 500	13 100	289		24	
Salon de la Voiture d'occasion	1	14/10	16/10	13 500	13 500	0	0	0		35	0			P	6 000	0	7		16	
Salon du Livre et de la Presse	1	27/4	1/5	17 143	17 143	8 499	0	0	15	450	99			P	94 000	18 800	577		8	
Salon International des Inventions	1	13/4	17/4	4 500	4 500	4 200	0	0	44	695	632			T/P	57 600	23 040	577		19	
Salon RH Suisse	1	5/10	6/10	2 500	2 500	0	0	0		154				T	2 730	0	113		4	
SETA	1	9/2	9/2	1 500	1 500		0	0	2	109				T	765	0	113		6	
SIBOS	1	26/9	29/9	56 041	56 041		0	0		201	189			T	8 330	6 664	709		4	
SIRHA Genève	2	24/1	26/1	4 650	4 650		0	0	4	156				T	8 790	4 395	577, 328		2	
SIWELL	1	9/4	10/4	1 638	1 638		0	0	3	65	3			T/P	5 200	0	339		14	
UTILEXPO	2	13/10	15/10	11 000	11 000		0	0	2	54	4			T	4 200	0	577		26	
Vitafoods Europe 2016	1	10/5	12/5	17 852	17 852	16 662	0	0	56	900	865			T	17 666	15 899	396		22	
GENOVA (I)																				
INTERNATIONAL BOAT SHOW	1	20/9	25/9	56 803	14 190		42 613		39	412	44	188	162	T/P	127 190	33 618	371	5	3,26	
Ghent (BE)																				
Belgian Boat Show	1	13/2	21/2	11 087	11 087	2 924	0	0	8	212	68	202	64	P	30 525	528	60		3	
Bis	1	8/10	16/10	21 830	21 830	432	0	0	6	451	10			P	62 548	78	60		3, 5, 9	
Countryside	1	29/10	1/11	7 994	7 994	1 044	0	0	7	251	46			P	28 204	1 658	60		2, 3	
Facts Fall	1	22/10	23/10	5 860	5 860	0	0	0	18	291	210			P	39 617	3 770	60		3,27	
Facts Spring	1	2/4	3/4	4 245	4 245	0	0	0	16	198	157	189	157	P	28 026	2 497	60		3,27	
Green Expo	2	25/9	27/9	13 431	12 379	1 052	0	0	5	207	29	219	29	T	10 516	693	60		1, 10, 19	
Health & Care	2	28/9	30/9	10 123	10 123	1 191	0	0	6	309	38	312	38	T	5 684	341	60		22	
Horeca Expo	1	20/11	24/11	26 528	26 528	0	0	0	15	730	125	674	123	T	53 339	4 163	60		2, 12	
Gothenburg (S)																				
Båtmässan, boat show	1	5/2	14/2	16 268	16 268		0		11	308				P	64 298		730	14	26	
Entreprenad Live	2	8/9	10/9	40 789	0		40 789		4	170		39		T	10 193		465	14	5	





(*) Please refer to each national definition given at the beginning of the report

2016 EVENTS BY CITY

	Interval	Year	Opening date	Closing date	Space				Exhibitors				Visitors/Visits (*)			Organizer	Auditor	Industry sector			
					Rented Space (sq.m)				Exhibitors with their own stands		Represented firms		Admission for Trade/Public	Total							
					Total	Halls	Open air		from ... countries	Total	Foreign/International (*)	Total		Foreign/International (*)	Total					Foreign/International (*)	
	Total	Foreign/International (*)	Total	Foreign/International (*)		Total	Foreign/International (*)	Total	Foreign/International (*)		Total	Foreign/International (*)									
Gothenburg (S)																					
	2	4/10	6/10	3 852	3 852		0		26	125			431		T	2 297		730	14	19	
Ufi Approved Event		2	4/10	6/10	6 271	6 271		0		26	164		319		T	5 154		730	14	19	
	2	8/3	11/3	7 425	7 333		92		8	273			389		T	9 727		730	14	4	
Graz (AT)																					
	1	14/1	17/1	15 133	15 100	1 363	33	0	7	461	51	8	0	P	32 447		501	1	5		
GRENOBLE (F)																					
	1	29/11	4/12	2 881	2 881	0	0	0	0	216	0			P	32 482	0	37	8	3		
	1	28/1	31/1	1 298	1 298	131	0	0	5	93	9			P	13 501	0	37	8	3		
	1	26/4	26/4	300	300	0	0	0	0	62	0			T	202	0	156	8	4		
	2	13/4	15/4	19 053	17 219	3 550	1 834	274	22	388	80	537	204	T	15 179	2 512	37	8	3		
	1	30/11	4/12	1 763	1 759	64	4	0	4	174	7			P	27 578	0	37	8	10		
Hamburg (D)																					
	2	11/10	13/10	6 688	6 688	728	0		17	239	40			T	10 635		364	9	7	See note	
	2	17/11	19/11	23 527	23 527	852	0		13	516	33			T	41 152	1 070	354	9	5, 18		
	1	29/10	6/11	20 487	19 166	2 073	1 321	902	19	522	74			P	62 821	2 010	354	9	3, 26		
	2	22/4	24/4	14 127	13 731	2 010	396	36	14	454	60			P	53 496	1 016	354	9	3		
	1	11/10	13/10	15 341	15 256	8 891	85	85	34	506	241	18	5	T	17 601	7 621	364	9	19	See note	
	1	11/3	16/3	53 393	52 448	7 086	945	49	23	1 256	218			T	93 676	5 901	354	9	2		
	1	16/1	18/1	32 052	32 052	6 582	0		15	856	170			T	13 746	243	354	9	13		
	1	23/7	25/7	37 719	37 719	6 793	0		18	975	155			T	19 920	688	354	9	13		
	2	26/1	29/1	10 403	10 403	573	0		16	454	48			T	12 198	390	354	9	19		
	1	17/2	21/2	28 416	28 416	2 427	0		47	829	198			P	77 842	2 024	354	9	6		
Ufi Approved Event	2	6/9	9/9	56 369	54 946	29 646	1 423	752	66	2 238	1 532			T	47 286	21 326	354	9	26		
	2	27/9	30/9	35 821	35 378	12 800	443	199	34	1 421	628			T	35 086	12 947	354	9	9		
Note: Event with changing venues																					
Hannover (D)																					
	1	3/2	7/2	29 368	29 243	803	125		16	471	43			P	76 514		271	9	3		
	2	8/3	10/3	15 893	15 893	574	0		14	561	40			T	27 032	267	271	9	22	See note 1	
	1	17/2	21/2	9 728	9 728	386	0		7	284	9			P	15 317		271	9	5		
Ufi Approved Event	1	14/3	18/3	125 278	123 776	30 386	1 502		71	2 960	1 490			T	176 795	34 121	187	9	21		
Ufi Approved Event	2	31/5	3/6	59 844	47 697	22 897	12 147	4 017	44	947	538			T	35 636	13 257	187	9	26		
Ufi Approved Event	1	25/4	29/4	96 398	96 398	77 192	0		60	1 427	1 224			T	45 248	26 651	187	9	12		
	2	16/1	19/1	10 458	10 458	1 047	0		17	351	45	7	5	T	31 217	4 589	192	9	9		
Ufi Approved Event	2	25/4	29/4	87 818	87 818	43 861	0		41	1 505	816			T	60 636	23 830	472	9	19		
Ufi Approved Event	2	15/11	18/11	127 387	127 387	60 932	0		58	2 638	1 498	37	21	T	162 729	39 902	192	9	19		
Ufi Approved Event	1	25/10	29/10	162 129	161 101	56 171	1 028	167	74	5 082	2 930			T	190 885	51 539	187	9	19		
	1	15/11	18/11	9 875	9 875	2 883	0		22	337	103			T	86 471	26 806	187	9	19	See note 2	
	1	25/4	29/4	42 222	42 009	18 174	213	20	49	1 194	721			T	96 588	31 101	187	9	9	See note 2	
	1	25/4	29/4	59 709	58 936	12 639	773	147	38	1 141	563			T	148 318	46 424	187	9	19	See note 2	
	1	25/4	29/4	31 666	31 624	18 108	42		47	1 586	1 116			T	92 007	33 399	187	9	19	See note 2	

(*) Please refer to each national definition given at the beginning of the report

2016 EVENTS BY CITY

	Interval Year	Opening date	Closing date	Space					Exhibitors					Visitors/Visits (*)			Organizer	Auditor	Industry sector		
				Rented Space (sq.m)				Open air	Exhibitors with their own stands		Represented firms		Admission for Trade/Public	Total							
				Total	Halls		Foreign/International (*)		from ... countries	Total	Foreign/International (*)	Total		Foreign/International (*)	Total	Foreign/International (*)					
Hannover (D)																					
Hannover Messe: Research & Technology	1	25/4	29/4	8 705	8 705	1 282	0		18	398	103			T	69 291	19 540	187	9	19	See note 2	
infa - Information and Sales Exhibition	1	15/10	23/10	35 552	34 234	3 629	1 318	54	33	1 398	183			P	178 644		271	9	27		
Pferd & Jagd - Europe's biggest exhibition for equestrian sports, hunting and fishing	1	8/12	11/12	26 850	26 691	3 138	159		24	878	115			T/P	94 990		271	9	3		
Note 1: Event with changing venues																					
Note 2: Visitor attendance determined by a representative poll at Hannover Messe. Multiple answers were permitted																					
Haßfurt (Unterfranken/Bayern) (D)																					
DLG-Feldtage	2	14/6	16/6	108 397	879	118	107 518	7 491	18	356	63			T/P	21 632	2 012	194	9	1	See note	
Note: Event with changing venues																					
HATAY (TR)																					
Hatay Agriculture Fair	1	3/11	6/11		4 743	0				69	0			12	T/P	42 670	173	228	16	1	
Hatay Furniture Fair	1	12/11	20/11		3 384	0				58	0			1	T/P	56 540	245	228	16	12	
Helsinki (SF)																					
Auto 2016	2	18/11	20/11	16 611	15 311		1 300		3	72		0		P	27 071		728	12	16		
Automotive Aftermarket Fair 2016	2	18/11	19/11	2 183	2 183		0		3	49		0		T	5 216		728	12	16		
Bicycle, Fitness, Golf, Outdoor, Kuva & Kamera, Ball Sports	1	4/3	6/3	11 245	11 245		0		20	450		0		T/P	48 074		728	12	3		
Business Days 2016	1	21/9	22/9	602	602		0		3	43		0		T	4 327		728	12	4		
Caravan 2016	1	22/1	24/1	3 684	3 684		0		2	26		0		P	66 506		728	12	3		
Child Fair, Arts & Craft Fair, OutletExpo, ModelExpo 2016	1	15/4	17/4	5 425	5 425		0		8	345		0		P	50 334		728	12	3		
Educa 2016	1	29/1	30/1	3 957	3 957		0		6	329		0		T	14 083		728	12	8		
Elma, Forest Fair, Arts & craft Fair, OutletExpo, 55plus, Lemmikki	1	11/11	13/11	5 601	5 601		0		8	358		0		P	37 773		728	12	1		
 FinnBuild, Arena, InreExpo, Jäte Vesi Ympäristö 2016	2	12/10	14/10	17 986	17 986		0		17	594		0		T	26 717		728	12	5		
Finnish Dental Congress and Exhibition 2016	1	24/11	26/11	2 467	2 467		0		7	106		0		T	8 770		728	12	22		
Finnish Nursing Exhibition 2016	1	10/3	11/3	1 313	1 313		0		1	130		0		T	4 429		728	12	22		
Forma Spring 2016	2x1	16/3	17/3	598	598		0		2	61		0		T	3 728		728	12	12	See note	
Gastro Helsinki 2016	2	16/3	18/3	5 795	5 795		0		12	265		86		T	15 297		728	12	2		
 Habitare 16, ValoLight 16, ArtHelsinki 16, Anttiikki 16, Showroom 16, Forma Autumn 2016, HifiExpo 16	1	7/9	11/9	14 288	14 288		0		16	575		0		T/P	51 547		728	12	12		
Helsinki Boat-Afloat Show	1	18/8	21/8	1 933	460		1 473		4	118		1		P	9 490		296	12	26		
Helsinki Book Fair and Wine and food	1	27/10	30/10	9 688	9 688		0		15	424		0		P	80 106		728	12	3		
I love me, ProWellness and Beauty Expo	1	21/10	23/10	10 006	10 006		0		10	504		0		T/P	54 142		728	12	14		
Markkinoinnin viikko 2016	1	21/9	22/9	486	486		0		2	35		0		T	5 200		361	12	4		
Matka 2016 Nordic Travel Fair	1	21/1	24/1	10 342	10 342		0		82	945		0		T/P	66 837		728	12	6		
MP 16 Motorcycle show	1	5/2	7/2	8 880	8 880		20		10	184		0		P	59 589		728	12	16		
Own Home, Own Cabin, Own Carden, Sisusta, Lähiroka ja Luomu	1	7/4	10/4	15 858	15 858		0		11	604		82		P	50 686		728	12	12		
 PacTec, FoodTec, PlasTec, SignTec	3	20/9	22/9	4 349	4 349		0		10	151		0		T	5 986		728	12	19		
PetFriends 2016	1	16/4	17/4	548	548		0		4	64		0		P	39 227		728	12	3		
Pets	1	12/11	13/11	686	686		0		4	101		0		P	23 625		728	12	3		
SijoitusInvest 2016	1	30/11	1/12	648	648		0		5	63		0		T	4 627		361	12	4		
Skiexpo, Boardexpo, Digiexpo, GameXpo, Lätätkä & Säbä	1	4/11	6/11	9 308	9 308		0		9	167		0		P	40 578		728	12	3		
Studia 2016	1	29/11	30/11	2 012	2 012		0		8	124		0		P	13 501		728	12	8		
The Finnish Medical Convention and Exhibition 2016	1	13/1	15/1	2 316	2 316		0		4	111		0		T	6 637		728	12	22		
 Vene International Boat Show 2016	1	12/2	21/2	25 996	25 840		156		13	364		0		T/P	76 818		728	12	26		

(*) Please refer to each national definition given at the beginning of the report

2016 EVENTS BY CITY

	Interval Year	Opening date	Closing date	Space				Exhibitors				Visitors/Visits (*)			Organizer	Auditor	Industry sector		
				Rented Space (sq.m)				Exhibitors with their own stands		Represented firms		Admission for Trade/Public	Total						
				Total	Halls	Open air		from ... countries	Total	Foreign/International (*)	Total		Foreign/International (*)	Total					Foreign/International (*)
	Total	Foreign/International (*)	Total	Foreign/International (*)															
Helsinki (SF)																			
ViniExpo 16	2	17/3	19/3	681	681		0		5	50		13		T/P	4 483		728	12	2
<i>Note: Forma autumn was held at the same time as Habitare in 2016</i>																			
Houten (NL)																			
AGF Detail	1	27/9	28/9	1 061	1 061				4	73	4	1		T/P	5 600	32	649		2
Husum (D)																			
Nord Gastro & Hotel - Hotel and Restaurant Industry Trade Fair	1	8/2	9/2	4 477	4 439	154	38		6	215	14			T	4 865		509	9	2
Idar-Oberstein (D)																			
INTERGEM - International Trade Fair for Gems, Jewellery and Gemstone Objects	1	30/9	3/10	2 195	2 195	135	0		8	128	10			T	2 387	611	402	9	24
Innsbruck (AT)																			
SenAktiv	1	18/11	20/11	3 769	3 769	132	0	0	8	143	13	0	0	P	2 900		167	1	3
ISPARTA (TR)																			
Agriculture Fair	1	24/11	27/11		7 500	0				81	0		26	T/P	33 500	0	186	16	1
Isparta Santek-Construction, Decoration and Furniture Products	1	5/5	8/5		4 120	0				73	0		0	T/P	42 000	0	186	16	5
ISTANBUL (TR)																			
1. Energy Efficient Products Expo	1	4/11	5/11		360	0				20	0		0	T/P	433	0	410	16	9
1.Istanbul Arabic Books Fair	1	25/7	31/7		2 066	1 980				130	128		0	T/P	45 000	90	353	16	3
10. Real Estate Exhibition and the Arab-Turkish Summit	1	23/4	24/4		4 000	520				50	13		5	T/P	8 012	2 050	423	16	15
10. Hajj and Umrah Tours Fair	1	7/10	8/10		2 000	1 000				70	35		35	T/P	3 000	300	349	16	6
11th International Ideal Home Housewares, Glasswares, Decorative Products and Dowry Fair	1	31/3	3/4		30 500	185				344	7		0	T/P	17 564	1 722	461	16	18
12. International LED & LED Lighting Exhibition	1	6/10	9/10		6 099	1 424				232	85		17	T/P	16 068	537	482	16	18
12. Turkey Call Center Expo	1	19/10	20/10		289	8				21	1		0	T/P	1 420	20	389	16	21
13th International Istanbul Yarn Fair 2016	1	4/2	6/2		2 360	15				25	1		0	T/P	1 904	117	365	16	25
15. Istanbul Retail Fair	1	23/11	24/11		1 805	241				86	25		18	T/P	5 155	341	696	16	4
2. China Products Fair	1	2/6	4/6		5 184	5 085				342	331		0	T/P	13 015	1 635	679	16	27
2.Robot Investments forum and exhibition	1	29/9	1/10		1 557	30				60	2		22	T/P	3 082	77	703	16	18
20.International ISAF Security Fair	1	29/9	2/10		7 445	865				214	71		37	T/P	17 444	638	482	16	7
20.Uluslararası Isaf -Fire & Rescue Fuarı	1	22/9	25/9		4 217	237				79	19		6	T/P	8 096	92	482	16	7
27th International Zuchex Housewares Housewares, Decorative Articles and Small Electrical Appliances Fair	1	22/9	25/9		75 000	827				432	17		8	T/P	29 126	4 232	461	16	13
3. 3D Print Expo Turkey	1	5/5	7/5		555	15				33	1		15	T/P	1 231	28	185	16	11
3. Sleep Well Expo	1	20/10	23/10		4 348	229				65	6		7	T/P	2 093	468	774	16	25
3.Expo Tunnel Turkey	1	1/9	4/9		1 619	124				38	4		0	T/P	2 352	128	185	16	5
3.ROLLEXPO TURKEY 2016	1	1/9	4/9		1 225	30				22	2		0	T/P	1 382	55	185	16	19
31. International Mothers Babies Children Products Fair	1	27/7	30/7		6 750	109				90	4		0	T/P	2 775	1 117	751	16	13
35. International İstanbul Book Fair	1	12/11	20/11		13 337	221				558	11		97	T/P	621 000	280	748	16	3
35.Book And Culture Fair	1	6/6	25/6		2 000	0				180	0		0	T/P			760	16	3
39th Yapı - Turkeybuild İstanbul 2016	1	10/5	14/5		38 377	1 588				960	99		100	T/P	110 430	8 616	789	16	5
4. International İstanbul Smart Grid Congress and Fair	1	20/4	21/4		1 428	186				117	32		22	T/P	3 050	330	363	16	9
5. Electronist Fair	1	6/10	9/10		728	325				83	24		10	T/P	16 068	537	482	16	18
5. Elex Fair	1	6/10	9/10		825	207				74	16		5	T/P	16 068	537	482	16	18
5. ISAF IT Security Fair	1	29/9	2/10		600	116				66	25		8	T/P	17 444	638	482	16	7

(*) Please refer to each national definition given at the beginning of the report

2016 EVENTS BY CITY

	Interval Year	Opening date	Closing date	Space					Exhibitors					Visitors/Visits (*)			Organizer	Auditor	Industry sector	
				Rented Space (sq.m)					Exhibitors with their own stands			Represented firms		Admission for Trade/Public	Total					
				Total	Halls		Open air		from ... countries	Total	Foreign/International (*)	Total	Foreign/International (*)		Total	Foreign/International (*)				
					Total	Foreign/International (*)	Total	Foreign/International (*)												
ISTANBUL (TR)																				
	1	22/9	25/9		2 812	129				102	8		7	T/P	8 096	92	482	16	7	
	1	26/5	29/5		9 800	200				140	8		32	T/P	8 845	885	217	16	3	
	1	29/9	2/10		959	105				81	27		14	T/P	17 444	638	482	16	7	
	1	22/7	24/7		2 100	0				100	0		6	T/P	63 248	500	222	16	8	
	1	14/1	16/1		761	0				65	0		0	T/P	2 500	10	713	16	9	
	1	24/11	27/11		11 469	929				282	27		50	T/P	11 257	577	180	16	3	
	1	7/4	9/4		10 442	1 393				216	25		30	T/P	20 153	6 602	774	16	9	
	1	27/10	30/10		7 350	147				122	10		17	T/P	7 518	120	700	16	13	
	1	16/3	18/3		6 246	379				339	21		60	T/P	14 496	1 506	739	16	4	
	1	21/1	24/1		3 587	0				59	0		2	T/P	12 352	316	748	16	1	
	1	6/10	9/10		19 223	5 739				145	18		7	T/P	31 274	1 473	529	16	20	
	1	31/3	31/3		2 055	860				43	18		14	T/P	523	2	31	16	8	
	1	2/4	3/4		1 058	466				68	30		27	T/P	1 245	4	31	16	8	
	1	6/10	6/10		2 055	467				44	10		21	T/P	1 056	4	31	16	8	
	1	8/10	9/10		1 058	222				57	12		25	T/P	3 595	5	31	16	8	
	1	29/9	1/10		17 887	3 124				985	138		457	T/P	14 727	1 753	356	16	19	
	1	1/6	5/6		19 006	645				179	50		48	T/P	7 406	579	201	16	5	
	1	29/9	1/10		17 887	3 124				985	138		457	T/P	14 727	1 753	356	16	19	
	1	14/4	16/4		2 953	199				131	20		10	T/P	3 000	750	635	16	2	
	1	4/11	5/11		648	240				54	20		13	T/P	1 327	34	787	16	5	
	1	12/11	20/11		2 462	158				31	3		1	T/P	621 000	280	748	16	3	
	1	1/12	3/12		8 000	680				154	32		55	T/P	8 260	1 840	738	16	3	
	1	7/4	10/4		38 173	8 123				1 282	532		17	T/P	42 781	9 412	507,355	16	16	
	1	30/3	2/4		27 682	106				380	16		32	T/P	39 112	2 685	594	16	25	
	1	26/9	29/9		25 925	155				333	15		21	T/P	34 367	3 864	594	16	25	
	1	25/5	27/5		14 517	336				250	23		85	T/P	23 905	3 219	594	16	25	
	1	23/11	26/11		16 154	785				296	37		13	T/P	10 739	2 236	594	16	25	
	1	13/10	16/10		9 370	36				309	3		11	T/P	16 100	359	493	16	4	
	1	10/3	13/3		8 568	1 421				127	21		92	T/P	17 105	1 139	407	16	14	
	1	21/4	23/4		8 519	2 430				389	173		0	T/P	9 237	2 175	591,201	16	14	
	1	21/4	23/4		1 275	85				82	5		42	T/P	4 714	386	32	16	19	
	1	14/4	17/4		1 236	0				39	0		0	T/P	61 835	44	748	16	26	
	1	27/9	2/10		5 050	0				44	0		24	T/P	24 620	768	769	16	26	
	1	14/4	17/4		10 621	760				144	22		0	T/P	11 078	1 519	365	16	16	
	1	24/3	26/3		4 144	352				67	13		0	T/P	7 612	713	413	16	15	
	1	21/4	23/4		2 004	106				92	6		50	T/P	4 714	386	32	16	19	

(*) Please refer to each national definition given at the beginning of the report

2016 EVENTS BY CITY

	Interval Year	Opening date	Closing date	Space					Exhibitors					Visitors/Visits (*)			Organizer	Auditor	Industry sector	
				Rented Space (sq.m)				Open air		Exhibitors with their own stands		Represented firms		Admission for Trade/Public	Total					
				Total	Halls		Total	Foreign/International (*)	from ... countries	Total	Foreign/International (*)	Total	Foreign/International (*)		Total	Foreign/International (*)				
					Total	Foreign/International (*)								Foreign/International (*)						
ISTANBUL (TR)																				
Ufi Approved Event	1	27/4	30/4		23 038	289				400	16		247	T/P	36 870	2 813	748	16	25	
Ufi Approved Event	1	4/3	13/3		8 810	180				226	11		77	T/P	383 187	3 452	594	16	3	
Ufi Approved Event	1	26/1	31/1		57 770	388				454	26		0	T/P	148 221	32 784	412	16	12	
	1	21/5	24/5		24 099	143				185	3		36	T/P	19 617	247	748	16	16	
	1	2/11	6/11		6 283	1 796				93	33		0	T/P	90 000	15 201	387	16	3	
	1	1/6	3/6		4 585	2 103				185	67		33	T/P	3 462	892	752	16	22	
	1	16/11	18/11		1 669	736				73	39		10	T/P	1 237	151	372	16	18	
	1	5/5	7/5		555	0				20	0		0	T/P	1 231	28	185	16	4	
	1	1/3	3/3		1 012	610				64	51		0	T/P	1 458	629	336	16	21	
	1	9/3	12/3		4 476	274				105	21		5	T/P	57 681	5 483	635	16	5	
	1	14/1	17/1		9 739	95				146	5		18	T/P	19 736	2 248	185	16	5	
	1	4/2	6/2		2 606	36				68	2		1	T/P	1 867	450	746	16	2	
Ufi Approved Event	1	23/3	26/3		12 838	9				144	1		0	T/P	54 239	1 882	412	16	6	
	1	31/3	3/4		3 917	0				94	0		0	T/P	3 547	0	120	16	8	
	1	12/12	13/12		1 453	0				70	0		0	T/P	17 958	0	120	16	8	
	1	8/11	11/11		3 445	0				85	0		7	T/P	7 218	821	224	16	25	
	1	28/1	31/1		26 644	2 735				950	237		0	T/P	41 478	1 738	201	16	6	
Ufi Approved Event	1	2/11	5/11		36 069	615				968	38		336	T/P	55 704	5 942	635	16	11	
	1	14/4	17/4		654	6				45	1		21	T/P	61 835	44	748	16	16	
Ufi Approved Event	1	27/9	2/10		1 711	0				43	0		10	T/P	7 767	246	594	16	26	
	1	12/2	21/2		36 073	27				286	2		120	T/P	130 123	17 723	594	16	26	
Ufi Approved Event	1	20/4	23/4		9 513	96				111	5		0	T/P	20 393	1 351	412	16	5	
	1	25/2	28/2		15 954	230				156	13		94	T/P	116 148	3 411	507	16	16	
	1	24/11	27/11		3 620	0				73	0		2	T/P	4 923	317	635	16	10	
	1	18/2	19/2		528	336				97	60		6	T/P	1 189	654	120	16	8	
Ufi Approved Event	1	17/5	21/5		59 662	3 488				751	93		0	T/P	133 061	39 089	412	16	25	
Ufi Approved Event	1	24/3	27/3		15 824	2 403				863	235		259	T/P	32 557	4 345	635	16	22	
	1	3/11	6/11		2 800	24				148	2		6	T/P	12 652	980	738	16	2	
	1	1/12	4/12		3 096	156				104	4		78	T/P	15 814	219	486	16	22	
	1	27/4	30/4		264	252				26	25		0	T/P	36 870	2 813	748	16	25	
	1	14/1	16/1		5 936	1 300				117	26		0	T/P	21 170	13 760	582	16	25	
	1	30/3	31/3		3 203	434				191	62		35	T/P	1 697	168	473	16	21	
	1	8/12	11/12		8 560	512				112	9		48	T/P	8 200	831	287	16	4	
	1	4/5	6/5		1 958	560				100	22		20	T/P	1 500	562	752	16	17	








(*) Please refer to each national definition given at the beginning of the report

2016 EVENTS BY CITY

	Interval Year	Opening date	Closing date	Space				Exhibitors				Visitors/Visits (*)			Organizer	Auditor	Industry sector	
				Rented Space (sq.m)				Exhibitors with their own stands		Represented firms		Admission for Trade/Public	Total	Foreign/ International (*)				
				Total	Halls		Open air		from ... countries	Total	Foreign/ International (*)							
					Total	Foreign/ International (*)	Total	Foreign/ International (*)										
ISTANBUL (TR)																		
	1	2/11	5/11	3 038	15				87	2	24	T/P	55 704	5 942	635	16	2	
	1	1/12	4/12	5 150	1 634				89	15	16	T/P	136 742	2 747	646	16	21	
	1	4/2	7/2	1 476	402				30	4	4	T/P	26 771	721	333	16	21	
	1	9/3	12/3	10 272	341				255	26	136	T/P	57 681	5 483	635	16	5	
	1	29/11	30/11	1 202	357				28	10	0	T/P	1 653	437	487	16	21	
	1	28/10	30/10	1 150	24				53	2	9	T/P	3 788	170	767	16	22	
	1	6/5	7/5	1 900	0				61	0	0	T/P	4 800	48	393	16	8	
	1	5/5	7/5	420	0				20	0	3	T/P	1 231	28	185	16	19	
	1	15/12	17/12	2 453	216				78	8	0	T/P	15 000	500	67	16	2	
	1	1/6	4/6	1 876	864				94	54	35	T/P	49 700	8 846	720	16	25	
	1	26/5	27/5	800	88				44	5	12	T/P	1 092	287	225	16	21	
	1	26/10	29/10	1 362	0				21	0	0	T/P	1 810	216	412	16	25	
	1	26/10	29/10	17 682	400				248	18	0	T/P	22 134	3 790	412	16	25	
ufi	1	2/11	5/11	25 522	555				250	9	0	T/P	24 070	4 013	412	16	2	
	1	17/2	18/2	1 750	0				63	0	0	T/P	1 200	0	249	16	4	
	1	14/4	17/4	33 232	3 653				366	47	56	T/P	74 563	9 252	515	16	2	
	1	16/12	18/12	5 817	0				135	0	0	T/P	102 294	0	120	16	13	
ufi	1	27/4	29/4	7 113	1 480				285	80	30	T/P	6 212	354	671	16	10	
	1	14/4	17/4	7 857	741				223	57	0	T/P	12 505	731	594	16	22	
	1	21/3	21/3	720	665				90	80	0	T/P	1 750	0	411	16	8	
	1	28/10	28/10	720	665				90	80	0	T/P	1 750	0	411	16	8	
	1	29/10	30/10	1 200	1 000				150	140	0	T/P	9 000	0	411	16	8	
	1	19/3	20/3	1 000	1 000				160	150	0	T/P	5 000	0	411	16	8	
ufi	1	4/2	6/2	1 628	77				131	3	82	T/P	1 864	99	365	16	2	
	1	2/4	3/4	120	78				20	13	3	T/P	550	0	390	16	8	
	1	10/3	12/3	3 209	827				118	62	0	T/P	2 856	156	62	16	11	
	1	17/3	20/3	1 067	0				36	0	3	T/P	4 508	386	673	16	12	
ufi	1	22/10	26/10	27 934	597				494	31	142	T/P	71 581	7 698	635	16	12	
ufi	1	3/3	5/3	9 478	1 983				261	40	43	T/P	7 339	791	201	16	26	
	1	17/3	20/3	713	90				28	8	3	T/P	4 508	386	673	16	18	
	1	13/4	14/4	1 449	0				78	0	12	T/P	6 872	8	336	16	4	
	1	16/11	18/11	5 440	977				180	70	0	T/P	13 500	1 738	223	16	26	
ufi	1	1/9	4/9	5 644	90				103	5	4	T/P	13 654	2 758	201	16	11	
	1	9/6	11/6	6 400	0				46	0	0	T/P	14 027	0	410	16	4	
	1	4/5	7/5	50 558	3 090				854	184	343	T/P	83 764	8 458	358	16	19	
	1	12/1	17/1	48 787	65				220	5	1	T/P	132 476	3 010	748	16	12	

(*) Please refer to each national definition given at the beginning of the report

2016 EVENTS BY CITY

	Interval Year	Opening date	Closing date	Space					Exhibitors					Visitors/Visits (*)			Organizer	Auditor	Industry sector
				Rented Space (sq.m)					Exhibitors with their own stands			Represented firms		Admission for Trade/Public	Total				
				Total	Halls		Open air		from ... countries	Total	Foreign/International (*)	Total	Foreign/International (*)						
					Total	Foreign/International (*)	Total	Foreign/International (*)											
ISTANBUL (TR)																			
	Istanbul Jewelry Show March 2016 42. Istanbul International Jewelry, Watch & Equipment Fair	1	10/3	13/3	22 830	1 294				552	70		125	T/P	21 280	4 306	754	16	24
	Istanbul Jewelry Show October 2016 43. Istanbul International Jewelry, Watch & Equipment Fair	1	13/10	16/10	14 045	265				402	19		0	T/P	19 505	9 358	754	16	24
	Istanbul Design Week	1	19/10	23/10	1 064	42				42	3		1	T/P	100 000	2 700	378	16	4
	Istanbul Flight Training Exhibition	1	6/5	8/5	1 778	164				98	8		0	T/P	22 000	1 100	485	16	20
	Istanbul Forexpo-Forex., Stocks and Derivatives Expo	1	1/10	2/10	1 018	0				24	0		0	T/P	1 256	40	759	16	8
	Istanbul Health Expo Medical Products, Hospital, Equipment Exhibition	1	24/11	26/11	3 650	0				70	0		0	T/P	5 342	267	594	16	22
	Istanbul Inventions Fair	1	3/3	6/3	1 686	312				264	48		0	T/P	4 207	122	21	16	3
	Istanbul Marathon and sports Expo	1	10/11	12/11	3 086	0				83	0		0	T/P	65 000	1 500	731	16	3
	Istanbul Window 2016 17th International Window Fair	1	9/3	12/3	23 643	85				305	8		32	T/P	57 681	5 483	635	16	5
	ITM TEXPO EURASIA 2016	1	1/6	4/6	34 322	9 986				1 015	207		518	T/P	49 700	8 846	720, 748	16	25
	IWE-ISTANBUL WATER EXPO	1	1/9	3/9	1 795	39				71	3		25	T/P	3 677	161	201	16	10
	Junioshow Bursa 7th Baby and Kidswear and Kids Necessities Fair	1	13/1	17/1	24 140	493				355	33		48	T/P	10 430	2 413	751	16	13
	LABTECHMED 19th International Istanbul Laboratory Technology System And Equipment Fair	1	24/3	27/3	1 524	37				66	4		30	T/P	32 557	4 345	635	16	22
	LIFE SCIENCES INGREDIENTS 2016	1	10/11	12/11	3 648	301				63	15		0	T/P	3 217	586	62	16	22
	LOGIST EURASIA 2016	1	21/5	24/5	566	9				28	1		0	T/P	19 617	247	748	16	26
	MAINTENANCE Istanbul Industrial Maintenance Technology Exhibition	1	21/4	23/4	1 298	21				60	3		32	T/P	4 714	386	32	16	18
	MAKTEK EURASIA 2016	1	11/10	16/10	45 619	564				995	33		568	T/P	60 465	1 032	748	16	19
	Marketing Exhibition 2016	1	6/12	7/12	420	0				28	0		0	T/P	1 020	0	249	16	4
	Mezun America and England Education Fair	1	27/2	27/2	1 150	850				25	17		5	T/P	671	10	409	16	8
	MINING TURKEY	1	24/11	27/11	11 852	502				392	45		170	T/P	9 472	563	748	16	19
	Modernisation in plants and efficiency forum and exhibition	1	29/9	1/10	504	0				35	0		10	T/P	1 664	26	703	16	18
	Mold Fair Turkey	1	5/5	7/5	485	0				22	0		5	T/P	1 231	28	185	16	5
	Mosque Construction Equipments Expo	1	31/3	3/4	3 200	0				42				T/P	1 350	0	34	16	5
	MÜSIAD 2016 16.Müsiad Trade Fair	1	9/11	12/11	24 895	252				420	12		0	T/P	15 860	1 601	412	16	27
	Natural Stone 2016 13.International Marble Natural Stone Products And Technologies Exhibition	1	17/11	20/11	1 747	36				42	3		0	T/P	18 710	2 040	594	16	19
	OSH Eurasia Occupational Health and Safety Fair	1	28/4	30/4	440	0				31	0		4	T/P	10 865	557	385	16	7
	Pet Istanbul Trade Show	1	22/9	25/9	2 518	0				53	0		0	T/P	25 000	1 026	757	16	3
	Plast Eurasia Istanbul 2016 26th International Istanbul Plastics Industry Fair	1	7/12	10/12	32 449	3 246				957	225		354	T/P	48 725	5 116	748	16	17
	Poolexpo 2016	1	4/5	7/5	3 049	0				39	0		30	T/P	7 010	155	358	16	17
	Premiere Vision Istanbul	1	23/3	25/3	4 803	495				146	28		0	T/P	6 606	926	404	16	25
	Premiere Vision Istanbul	1	19/10	21/10	3 914	336				111	16		0	T/P	5 600	900	404	16	25
	Promoturk Corporate Communication and Promotional Products Fair	1	13/10	16/10	2 427	0				43	0		0	T/P	4 874	103	412	16	4
	QS World MBA Tour and World Grad School Tour	1	27/2	27/2	3 670	297				43	33		0	T/P	1 744	0	120	16	8
	QS World MBA Tour and World Grad School Tour	1	1/10	1/10	276	228				23	19		0	T/P	1 457	0	120	16	8
	Real Estate 2016	1	17/11	20/11	6 487	204				84	10		0	T/P	22 884	6 840	412	16	15
	Rew Istanbul 2016 12. International Recycling, Environmental Technologies and Waste Management Tarde Fair	1	28/4	30/4	4 802	186				179	14		45	T/P	10 865	557	385	16	10

(*) Please refer to each national definition given at the beginning of the report

2016 EVENTS BY CITY

	Interval Year	Opening date	Closing date	Space				Exhibitors				Visitors/Visits (*)			Organizer	Auditor	Industry sector		
				Rented Space (sq.m)				Exhibitors with their own stands		Represented firms		Admission for Trade/Trade/Public	Total						
				Total	Halls		Open air		from ... countries	Total	Foreign/International (*)		Total	Foreign/International (*)					Total
					Total	Foreign/International (*)	Total	Foreign/International (*)											
ISTANBUL (TR)																			
		1	24/11	27/11	4 438	311				192	38	73	T/P	7 741	464	748	16	17	
		1	23/3	26/3	552	21				21	1	0	T/P	1 970	202	412	16	2	
		1	25/2	27/2	351	153				27	0	0	T/P	641	35	533	16	5	
		1	29/9	2/10	11 042	435				357	22	162	T/P	21 869	2 811	385	16	4	
		1	8/12	11/12	8 645	849				115	9	51	T/P	9 000	872	1	16	22	
		1	24/11	26/11	2 413	61				90	3	10	T/P	10 035	312	333	16	2	
		1	1/6	3/6	3 000	0				35	0	0	T/P	4 000	400	215	16	5	
		1	14/4	17/4	5 606	0				133	0	44	T/P	61 835	44	748	16	3	
Ufi		1	6/4	10/4	12 297	498				194	32	0	T/P	19 276	736	412	16	8	
		1	18/2	21/2	3 274	257				54	5	15	T/P	4 558	60	439	16	12	
		1	4/2	6/2	5 879	920				233	80	31	T/P	7 954	1 770	748	16	16	
		1	11/11	13/11	1 533	16				72	2	15	T/P	2 570	121	413	16	8	
		1	27/9	29/9	1 676	560				45	26	5	T/P	1 230	445	752	16	11	
		1	8/5	11/5	2 332	617				106	53	1	T/P	5 223	150	724	16	7	
		1	1/12	3/12	5 539	740				116	13	0	T/P	8 800	885	393	16	26	
		1	8/12	11/12	1 652	154				100	6	1	T/P	11 102	147	10	16	3	
		1	29/9	1/10	4 185	0				75	0	0	T/P	14 727	1 753	356	16	19	
		1	10/11	12/11	9 897	2 157				269	95	445	T/P	11 786	586	62	16	17	
		1	24/3	26/3	9 605	1 695				218	77	541	T/P	6 265	591	62	16	17	
Ufi		1	23/2	27/2	35 089	781				372	40	40	T/P	68 291	6 618	748	16	5	
		1	9/10	13/10	4 545	979				96	11	0	T/P	21 687	9 453	11	16	9	
		1	17/3	20/3	5 155	45				148	3	56	T/P	69 751	3 279	357	16	26	
		1	17/3	20/3	11 900	1 275				789	72	458	T/P	69 751	3 279	357	16	18	
		1	17/3	20/3	7 777	372				367	28	153	T/P	69 751	3 279	357	16	18	
		1	17/3	20/3	4 117	671				252	36	106	T/P	69 751	3 279	357	16	19	
		1	11/2	14/2	9 860	296				380	17	131	T/P	29 821	1 642	357	16	19	
		1	11/2	14/2	2 873	150				100	6	61	T/P	29 821	1 642	357	16	19	
Ufi		1	22/10	26/10	24 236	188				381	12	227	T/P	71 581	7 698	635	16	12	
		1	29/1	31/1	3 545	33				115	2	0	T/P	48 900	310	582	16	25	
Ufi		1	1/9	4/9	12 794	1 181				404	90	2	T/P	13 654	2 758	201	16	2	
		1	5/5	10/5	2 147	0				79	0	25	T/P	10 508	560	769	16	26	
IZMIR (TR)																			
		1	29/3	1/4	450	0				38	0	0	T/P	200	150	737	16	2	
		1	11/2	14/2	33 654	261				469	27	90	T/P	245 876	7 415	569	16	1	

(*) Please refer to each national definition given at the beginning of the report

2016 EVENTS BY CITY

Interval Year	Opening date	Closing date	Space				Exhibitors				Visitors/Visits (*)				Organizer	Auditor	Industry sector	
			Rented Space (sq.m)				Exhibitors with their own stands		Represented firms		Admission for Trade/Public		Foreign/International (*)					
			Total	Halls		Open air		from ... countries	Total	Foreign/International (*)	Total	Foreign/International (*)	Total	Foreign/International (*)				
				Total	Foreign/International (*)	Total	Foreign/International (*)											
İZMİR (TR)																		
	1	12/12	15/12		450	0			25	0		0	T/P	500	370	737	16	25
	1	16/4	24/4		6 265	0			277	0		3	T/P	395 000	0	748	16	3
	1	3/11	6/11		6 278	0			178	0		36	T/P	23 525	167	789	16	5
	1	29/3	1/4		750	0			85	0		0	T/P	500	350	737	16	2
	1	12/12	15/12		750	0			70	0		0	T/P	500	370	737	16	5
	1	10/3	13/3		7 208				263	0		153	T/P	12 750	340	788	16	19
Ufi	1	26/8	4/9		18 747	661			276	47		1	T/P	1 232 478	96	417	16	27
	1	7/4	7/4		1 212	528			39	17		15	T/P	1 142	4	31	16	8
	1	13/10	13/10		1 212	266			41	9		19	T/P	1 768	6	31	16	8
	1	27/4	30/4		1 906	0			91	0		0	T/P	4 929	273	417	16	2
	1	2/6	4/6		3 412	321			173	21		81	T/P	5 239	978	95	16	1
	1	8/12	10/12		3 512	0			69	0		0	T/P	8 965	291	515	16	2
	1	17/3	17/3		400	372			65	60		0	T/P	2 000	0	411	16	8
	1	26/10	26/10		400	372			70	65		0	T/P	2 000	0	411	16	8
Ufi	1	2/2	5/2		37 794	586			198	11		0	T/P	23 658	3 135	417	16	25
	1	7/4	10/4		7 542	56			107	3		19	T/P	10 300	364	220	16	5
	1	18/10	23/10		3 575	0			26	0		0	T/P	42 151	0	745	16	16
	1	4/2	7/2		3 125	0			75	0		0	T/P	3 721	4	321	16	24
Ufi	1	23/3	26/3		53 338	3 617			1 103	87		193	T/P	46 738	6 226	417	16	19
	1	24/2	28/2		21 747	64			221	1		1	T/P	24 645	1 109	220	16	12
	1	27/4	30/4		3 577	0			68	0		6	T/P	10 134	745	417	16	2
	1	7/3	10/3		12 200	0			132	0		2	T/P	5 070	735	417	16	25
	1	19/10	22/10		6 259	36			163	0		11	T/P	5 009	1 094	417	16	25
	1	8/12	11/12		16 885	693			1 179	24		130	T/P	38 587	1 898	742, 417	16	6
	1	19/5	21/5		4 000	207			132	5		0	T/P	2 803	29	740	16	22
Jönköping (S)																		
	1	25/3	28/3	20 838	20 348		490		4	245			P	88 792		311	14	16
	2	10/5	13/5	4 826	4 826		0		8	121		24	T	10 020		229	14	19
	2	27/9	29/9	2 014	1 190		824		6	72		6	T	6 385		229	14	10
	2	27/8	28/8	2 907	0		2 907		4	124		6	P	5 892		229	14	3
	1	5/10	6/10	4 615	4 615		0		9	141		10	T	3 325		229	14	3
	1	7/9	11/9	32 421	32 249		172		4	153		7	P	36 517		370, 229	14	3
Ufi	2	19/10	21/10	22 878	22 309		569		9	312		7	T	17 867		229	14	1
	2	10/5	13/5	1 177	1 177		0		4	36		15	T	7 671		229	14	19
	1	26/10	30/10	3 358	3 358		0		3	123		3	T/P	13 474		229	14	3
	2	10/5	13/5	2 334	2 334		0		8	88		38	T	7 433		229	14	19
Ufi	1	8/11	11/11	17 957	17 957		0		30	1 118			T	12 007		229	14	19

(*) Please refer to each national definition given at the beginning of the report

2016 EVENTS BY CITY

	Interval Year	Opening date	Closing date	Space					Exhibitors					Visitors/Visits (*)				Organizer	Auditor	Industry sector	
				Rented Space (sq.m)					Exhibitors with their own stands		Represented firms			Admission for Trade/Public							
				Total	Halls		Open air		from ... countries	Total	Foreign/International (*)	Total	Foreign/International (*)	Total	Foreign/International (*)	Total	Foreign/International (*)				
	Total	Foreign/International (*)	Total	Foreign/International (*)																	
Jönköping (S)																					
Elmia Verktygsmaskiner, machinetools	2	10/5	13/5	7 298	7 298	0		8	140		223		T	11 228		229	14	19			
Fjärrvärmemässan, district heating	2	27/9	29/9	1 325	1 325	0		7	57		6		T	6385		229	14	5			
Lastbil - Truck Exhibition	2	24/8	27/8	67 703	12 304	55 399		16	376		25		T	33 973		229	14	26			
MellanskogsElmia, forestry	2	19/8	20/8	19 123	0	19 123		4	116		5		T	4 772		229	14	1			
VA-Mässan, water and wastewater	2	27/9	29/9	7 376	7 286	90		10	241		19		T	6385		229	14	5			
Jyväskylä (SF)																					
FinnMateria 2016	2	22/11	24/11	2 419	2 363	56		7	130		48		T	2 773		425	12	19			
Joulumarkkinat	1	3/12	4/12	3 239	3 239	0		3	302		0		P	21 020		425	12	3			
Jyväskylän Kädentaito-, Antiikki-, Hyvintointimessut 2016 ja Nordia 2016	1	8/4	10/4	4 341	4 341	0		12	451		0		P	10 239		425	12	3			
Jyväskylän Rakennusmessut 2016	1	18/3	20/3	5 803	5 446	357		2	247		66		P	19 324		425	12	5			
Kirjamessut, Viini, Ruoka, ShowlinkPets 2016	1	12/3	13/3	1 955	1 955	0		2	160		0		P	10 414		425	12	3			
KoneAgria 2016	2	6/10	8/10	17 057	14 647	2 410		6	191		0		T	16 817		425	12	19			
Neste Oil Rally HQ 2016	1	28/7	31/7	8 814	676	8 138		6	46		0		T/P	56 148		425	12	16			
Sähkö Tele Valo AV 2016	2	3/2	5/2	9 296	9 296	0		19	243		522		T	14 319		425	12	18			
Tekniikka 2016, Kyberturvallisuus 2016	2	1/11	3/11	2 132	2 132	0		5	119		317		T	5 323		425	12	21			
Turvallisuus 2016	2	7/9	9/9	3 122	1 563	1 559		2	74		45		T	3 022		425	12	7			
KAHRAMANMARAS (TR)																					
2. Textile and Clothing Machinery, Side Industry and Accessories	1	28/4	30/4	4 930	896				186	36	65	T/P	6 382	84	210	16	25				
Middle East Gold and Jewellery Fair/ 12th Çukurova Gold And Jewellery Fair	1	13/5	15/5	8 300	0				119	0	9	T/P	15 850	317	704	16	24				
KARAMAN (TR)																					
1.Karaman Agriculture Stock breeding and food fair	1	27/10	30/10	4 856	0				49	0	0	T/P	28 754	0	58	16	1				
Karlsruhe (D)																					
IT-TRANS - International Conference and Exhibition on IT Solutions for Public Transport	2	1/3	3/3	3 583	3 583	1 616	0	32	190	89		T	3 459	1 110	428	9	21				
LEARNTEC - Learning with IT	1	26/1	28/1	3 820	3 820	503	0	12	233	43		T	6 111	446	428	9	8				
TIERisch gut - Pet fair	1	12/11	13/11	6 081	6 081	339	0	10	261	23		P	33 081	1 555	428	9	3				
KASTAMONU (TR)																					
Kastamonu Wood Fair	1	26/5	29/5	2 184	0				46	0	0	T/P	13 530	290	670	16	12				
Katowice (PL)																					
GLOBalnie	1	18/3	20/3	1 117	1 117	184	0	10	179	15		T	4 900		177	4	6				
HaPeS	2	18/10	20/10	2 230	2 230	289	0	14	116	15		T	2 173		177	4	19				
Pol-Eco System Silesia	1	20/4	22/4	241	241	0	0	2	16	1		T	476		544	4	10				
SWEET TARGI	1	12/3	14/3	2 860	2 860	225	0	5	128	6		T/P	3 265	53	177	4	2				
KAYSERİ (TR)																					
Book Fair	1	14/10	23/10	2 000	0							T/P	170 000	0	269	16	3				
K.MOB 2016	1	20/4	24/4	7 052	0				85	0	0	T/P	53 750	234	748	16	12				
Kayseri Agriculture Fair 2016	1	10/3	13/3	25 088	0				197	0	0	T/P	198 760	0	88	16	1				
Kazan (RU)																					
Agrocomplex: Interagro. Animed. Farmer of the Volga Region	1	17/2	19/2	2 686	1 551	88	1 135	1 135	8	207	9	0	T/P	7 615	6	429		1			
Art Gallery, Kazan	1	3/11	7/11	1 879	1 879	42	0	0	2	254	4	9	T/P	7 490	0	429	13	3			
Energy. Resource-Saving	1	15/3	17/3	1 609	1 529	350	80	0	10	132	18	38	T/P	6 833	1	429		9			
Fashion & Style, Kazan-Autumn	1	16/11	20/11	646	612	28	34	0	4	132	5	7	T/P	9 590	0	429	13	25			
Intermebel	1	13/9	16/9	91	91	0	0	0	1	10		0	T/P	3 871	22	429		12			


















(*) Please refer to each national definition given at the beginning of the report

2016 EVENTS BY CITY

	Interval Year	Opening date	Closing date	Space					Exhibitors					Visitors/Visits (*)			Organizer	Auditor	Industry sector		
				Rented Space (sq.m)					Exhibitors with their own stands			Represented firms		Admission for Trade/Public	Total	Foreign/ International (*)					
				Total	Halls		Open air		from ... countries	Total	Foreign/ International (*)	Total	Foreign/ International (*)								
	Total	Foreign/ International (*)	Total	Foreign/ International (*)		Total	Foreign/ International (*)	Total	Foreign/ International (*)		Total	Foreign/ International (*)									
Kazan (RU)																					
	1	6/7	10/7	1 735	1 735	19	0	0	3	201	4	5	0	T/P	7 820	80	429	13	24		
Ufi Account		1	7/12	9/12	1 527	1 527	372	0	0	13	128	40	33	2	T/P	6 960	70	429	13	19	
Ufi Account		1	7/9	9/9	2 556	2 287	357	269	0	10	166	19	39	1	T/P	7 860	80	429	13	9	
Ufi Account		1	26/4	29/4	2 083	1 067	278	1 016	25	13	164	26	22	0	T/P	6 590	70	429	13	5	
Kempten (D)																					
	1	13/8	21/8	9 747	6 168	261	3 579	91	6	361	18			P	100 390		430	9	27		
Khanty-Mansiysk (RU)																					
	1	9/12	11/12	1 359	1 109	0	250	0	1	212	0	0	0	T/P	12 000	0	790		27		
	1	14/4	15/4	354	354	0	0	0	1	49	0	55	2	T	890	0	790	13	19		
Kielce (PL)																					
	1	9/3	11/3	994	994	24	0	0	20	79	2			T	incl. in STOM TOOL		431	4	11		
	1	22/4	24/4	1 131	1 125	0	6	0	1	56	0			P	5 870		431	4	14		
	1	18/3	20/3	43 688	34 426	2 943	9 262	195	17	624	58			T/P	64 300		431	4	1		
	1	8/4	10/4	1 485	1 479	43	6	0	5	128	4			P	incl. in DOM		431	4	6		
	2	20/9	22/9	305	305	151	0	0	6	22	11			T	incl. in METAL		431	4	19		
	1	31/5	2/6	19 669	4 297	500	15 372	795	21	467	77			T/P	14 042		431	4	5		
	1	6/4	6/4	84	84	0	0	0	1	18	0			P	2 628		431	4	8		
	1	18/4	20/4	658	590	113	68	0	5	49	11			T	417		431	4	17		
	1	9/3	11/3	532	532	95	0	0	5	23	4			T	incl. in STOM TOOL		431	4	19		
	2	20/9	22/9	294	294	15	0	0	4	24	4			T	incl. In METAL		431	4	19		
	1	5/5	7/5	1 110	1 101	845	9	9	7	41	22			T	1 730		431	4	22		
	1	12/11	13/11	657	657	55	0	0	6	58	5			P	7 412		431	4	3		
	1	8/4	10/4	4 836	3 861	0	975	0	1	167	0			T/P	18 228		431	4	5		
	1	9/7	10/7	1 924	1 396	567	528	0	1	35	6			P	4 366		431	4	16		
	1	30/1	31/1	871	871	0	0	0	1	150	0			P	1 979		431	4	3		
	1	22/3	23/3	316	316	0	0	0	1	46	0			T/P	1 900		431	4	8		
	2	9/6	11/6	8 171	3 005	766	5 166	346	18	183	58			T	8 303		431	4	7		
	1	30/3	31/3	1 090	1 010	155	80	0	5	66	15			T	4 487		431	4	10		
	1	27/4	27/4	547	547	18	0	0	3	88	2			P	1 345		431	4	8		
	1	30/3	31/3	1 105	1 095	45	10	0	3	87	4			T	incl. in EKOTECH		431	4	18		
	2	18/10	20/10	1 721	1 721	723	0	0	18	100	49			T	2 073		431	4	26		
	1	8/4	10/4	158	158	0	0	0	2	10	0			P	incl. in DOM		431	4	3		
	1	20/6	22/6	208	208	39	0	0	2	19	3			T	incl. in SACRO		431	4	4		
	1	9/3	11/3	882	882	152	0	0	6	51	10			T	incl. in STOM TOOL		431	4	19		
	1	15/6	16/6	894	894	356	0	0	9	82	38			T	647		431	4	4		
	1	25/6	26/6	200	200	70	0	0	1	8	1			P	3 618		431	4	21		
	1	8/4	10/4	1 437	246	0	1 191	0	1	65	0			P	incl. in DOM		431	4	3		
	1	10/12	11/12	345	345	30	0	0	2	81	7			P	incl. in WEDDING		431	4	13		
	1	11/10	13/10	852	616	12	236	0	2	12	1			T	incl. in TRANSEXPO		431	4	26		
	1	18/11	19/11	1 793	1 737	9	56	0	3	95	1			T/P	3 400		431	4	1		
	1	27/10	28/10	773	773	0	0	0	1	67	0			T	812		431	4	4		
	1	25/2	27/2	14 142	14 142	3 757	0	0	16	415	85			P	5 285		431	4	13		
	1	29/9	1/10	11 304	11 029	2 063	275	0	11	237	68			T	7 461		431	4	3		
	1	11/2	13/2	3 131	3 131	435	0	0	8	105	10			T/P	2 276		431	4	3		

(*) Please refer to each national definition given at the beginning of the report

2016 EVENTS BY CITY

	Interval Year	Opening date	Closing date	Space					Exhibitors					Visitors/Visits (*)			Organizer	Auditor	Industry sector	
				Rented Space (sq.m)					Exhibitors with their own stands			Represented firms		Admission for Trade/Public	Total					
				Total	Halls		Open air		from ... countries	Total	Foreign/International (*)	Total	Foreign/International (*)		Total	Foreign/International (*)				
Kielce (PL)																				
	1	18/3	20/3	2 318	846	0	1 472	0	1	47	0			T/P	incl. in AGROTECH	431	4	1		
	1	2/4	3/4	953	944	24	9	0	3	30	2			T/P	1 238	431	4	20		
	1	6/9	9/9	1 465	998	121	467	0	3	47	6			T	incl. in MSPO	431	4	26		
	3	20/9	22/9	2 724	2 690	542	34	0	6	241	143			T	2 817	431	4	19		
	1	6/9	9/9	25 294	14 895	4 255	10 399	2 576	30	560	283			T	22 140	431	4	7		
	1	5/10	7/10	980	980	102	0	0	2	64	6			T	1 291	431	4	8		
	1	3/12	4/12	2 056	2 056	8	0	0	2	281	1			P	2 746	431	4	3		
	1	30/1	31/1	7 261	7 261	6	0	0	2	570	1			P	6 031	431	4	3		
	1	17/5	20/5	14 631	14 570	4 532	61	0	32	627	352			T	18 981	431	4	17		
	1	9/3	11/3	429	429	36	0	0	3	30	3			T	incl. in STOM TOOL	431	4	19		
	1	2/3	3/3	9 461	9 395	1 437	66	0	6	321	53			T	4 341	431	4	5		
	1	11/10	13/10	349	349	123	0	0	2	26	12			T	incl. in TRANSEXPO	431	4	26		
	1	20/6	22/6	4 768	4 635	545	133	0	11	283	32			T	4 537	431	4	4		
	1	9/3	11/3	7 110	7 110	2 615	0	0	20	248	109			T	9 162	431	4	19		
	1	10/12	11/12	960	960	0	0	0	1	99	0			P	3 372	431	4	3		
	2	11/10	13/10	10 334	9 740	1 673	594	60	13	152	46			T	5 529	431	4	26		
	1	18/4	21/4	2 725	1 399	1 072	1 326	1 000	16	57	33			T	2 485	431	4	26		
	1	11/10	13/10	160	160	0	0	0	1	12	0			T	incl. in TRANSEXPO	431	4	26		
	1	10/12	11/12	97	97	9	0	0	2	11	1			P	incl. in WEDDING	431	4	14		
	1	9/3	11/3	464	464	79	0	0	6	27	10			T	incl. in STOM TOOL	431	4	19		
Kiev (UA)																				
	1	18/10	21/10	2 486	2 456	97	30	0	10	135	9			T	6 239	240	3	7		
	1	6/10	8/10	2 069	1 652	65	417	15	4	165	3			T/P	9 059	442	3	5		
	1	28/9	1/10	5 951	5 919	1 006	32	0	7	270	29			T/P	16 060	75	442	3	12	
	1	19/4	22/4	2 825	2 805	742	20	0	7	162	33			T	7 763	240	3	19		
	1	12/4	14/4	1 551	1 547	272	4	0	4	101	4			T/P	7 672	25	442	3	2	
	1	23/2	25/2	367	367	34	0	0	6	51	11			T	6 024	240	3	4		
	1	10/2	12/2	11 105	10 070	2 925	1 035	30	21	453	144			T/P	15 024	167	442	3	1	
	1	23/2	25/2	317	287	9	30	0	2	25	1			T	incl. in Franchise	240	3	19		
	2	8/11	11/11	20 260	17 931	6 595	2 329	8	24	308	74			T/P	18 224	79	442	3	1	
	1	23/3	26/3	9 472	8 705	907	767	64	16	501	37			T/P	23 051	103	442	3	5	
	1	22/9	24/9	8 808	8 760	488	48		15	507	40	6	2	T/P	38 230	760	596	13	14	
	1	1/11	3/11	4 289	4 284	674	5	0	8	216	11			T/P	8 671	0	442	3	2	
	1	16/12	18/12	814	814	0	0	0	1	93	0			T/P	6 490	0	442	3	24	
	1	17/11	20/11	3 523	3 523	31	0	0	5	220	5			T/P	23 032	33	442	3	24	
	1	12/5	15/5	3 245	3 245	36	0	0	3	185	4			T/P	18 868	56	442	3	24	
	1	9/3	12/3	10 658	10 658	2 262	0	0	11	341	52			T/P	21 158	137	442	3	12	
	1	7/9	7/9	5 340	5 340	372	0	0	6	292	16			T/P	8 698	36	442	3	25	
	1	4/2	6/2	3 021	3 021	124	0	0	5	219	8			T/P	7 926	80	442	3	25	
	1	12/4	14/4	1 216	1 216	234	0	0	7	93	10			T/P	incl. in Food Expo/Bakery	442	3	11		

(*) Please refer to each national definition given at the beginning of the report

2016 EVENTS BY CITY

	Interval Year	Opening date	Closing date	Space						Exhibitors				Visitors/Visits (*)			Organizer	Auditor	Industry sector		
				Rented Space (sq.m)						Exhibitors with their own stands		Represented firms		Admission for Trade/Public	Total						
				Total	Halls		Open air		from ... countries	Total	Foreign/International (*)	Total	Foreign/International (*)		Total	Foreign/International (*)					
					Total	Foreign/International (*)	Total	Foreign/International (*)						Total							Foreign/International (*)
KIRIKKALE (TR)																					
	1	26/5	29/5		5 224	0					77	0		0	T/P	8 300	0	58	16	1	
KIRKLARELI (TR)																					
	1	20/4	24/4		7 000	0					21	0		0	T/P	7 000	0	637	16	16	
	1	25/5	29/5		9 680	0					48	0		0	T/P	80 000	0	637	16	1	
	1	28/9	2/10		12 202	0					72	0		0	T/P	125 454	0	637	16	1	
KIRSEHIR (TR)																					
	1	21/9	23/9		5 618	0					70	0		0	T/P	21 875	0	58	16	1	
Klagenfurt (AT)																					
	1	19/2	21/2	12 949	11 575	1 213	1 374	16	5	374	53	4	2	P	25 934	259	433	1	5		
	2	1/9	4/9	28 458	14 506	4 353	13 952	1 831	20	427	156	8	8	T	17 571	6 326	433	1	5		
KOCAELI (TR)																					
	1	3/3	6/3		8 871	25					153	1		0	T/P	41 280	412	42	16	13	
	1	26/5	29/5		7 832	0					183	0		48	T/P	26 387	88	748	16	19	
Köln (D)																					
	1	16/2	20/2	31 556	31 556	1 142	0		40	759	79	28	1	T/P	98 187	2 847	436	9	8	See note	
	1	14/9	15/9	32 657	32 632	9 630	25		34	989	356			T	51 348	13 378	436	9	4		
	1	7/4	10/4	57 082	57 082	31 235	0		42	938	554			T/P	153 902	35 337	628	9	3,22		
	1	18/3	20/3	13 642	13 642	7 550	0		43	384	275			T	14 872	5 280	436	9	25		
	2	11/5	12/5	6 344	6 344	2 167	0		23	200	81			T	5 649	2 541	628	9	5		
	1	18/1	24/1	136 514	136 514	79 221	0		50	1 165	775	27	14	T	113 993	35 778	436	9	12		
	2	6/3	8/3	66 944	66 944	48 093	0		55	2 672	2 286			T	43 014	27 537	436	9	5,19		
	1	31/1	3/2	46 886	46 886	35 137	0		65	1 582	1 360	25	14	T	40 331	25 003	436	9	2		
	1	15/9	18/9	52 896	52 896	37 528	0		52	1 187	1 021	3	3	T	21 998	14 915	436	9	25		
	2	25/10	29/10	71 052	71 052	44 108	0		40	664	485	8	4	T	54 946	27 798	436	9	12		
	1	31/1	3/2	9 518	9 518	5 824	0		34	328	222	8	2	T	17 712	11 321	436	9	2		
	1	31/1	2/2	6 757	6 757	3 482	0		22	177	109	7	3	T	3 908	1 770	436	9	3		
	1	4/9	6/9	104 843	104 164	79 278	679	308	59	2 007	1 670	32	19	T	39 275	23 685	436	9	3		
Note: Event with changing venues																					
KONYA (TR)																					
	1	28/4	1/5		1 575	0					35	0		7	T/P	53 446	154	747	16	26	
	1	28/4	1/5		1 599	0					45	0		9	T/P	53 446	154	747	16	18	
	1	28/4	1/5		12 331	0					336	0		168	T/P	53 446	154	747	16	19	
	1	26/5	29/5		1 664	0					51	0		0	T/P	23 254	64	747	16	5	

(*) Please refer to each national definition given at the beginning of the report

2016 EVENTS BY CITY

	Interval Year	Opening date	Closing date	Space				Exhibitors				Visitors/Visits (*)			Organizer	Auditor	Industry sector			
				Rented Space (sq.m)				Exhibitors with their own stands		Represented firms		Admission for Trade/Public	Total							
				Total	Halls	Open air		from ... countries	Total	Foreign/International (*)	Total		Foreign/International (*)	Total					Foreign/International (*)	
	Total	Foreign/International (*)	Total	Foreign/International (*)																
KONYA (TR)																				
	1	3/3	6/3		1 263	0				43	0		1	T/P	52 865	109	747	16	1	
	1	26/5	29/5		767	0				34	0		0	T/P	23 254	64	747	16	5	
	1	23/3	27/3		45 131	123				402	11		54	T/P	288 763	1 359	747	16	1	
	1	3/3	6/3		2 330	0				58	0		7	T/P	52 865	109	747	16	1	
	1	28/4	1/5		2 501	0				37	0		1	T/P	53 446	154	747	16	19	
	1	3/3	6/3		2 837	0				64	0		11	T/P	52 865	109	747	16	1	
	1	26/5	29/5		1 301	0				54	0		0	T/P	23 254	64	747	16	5	
KORTRIJK (BE)																				
	2	21/2	22/2		6 198	6 198	2 736			10	127	57		T	4 828	1 337	437		1	
	1	11/11	13/11		3 650	3 650	0			1	148	0		P	8 036	0	437		5	
	1	7/11	8/11		2 500	2 500	600			5	130	16		T	2 407	72	437		4	
	1	20/2	21/2		1 641	1 641	810			11	105	54		P	9 200	3 670	437		3	
	2	27/11	29/11		17 471	17 471	7 735			14	317	157		T	19 938	4 825	437	7	1	
	2	21/9	22/9		1 856	1 856	416			6	85	26		T	1 166	396	437		2	
	1	9/11	10/11		937	937	185			3	75	15		T	2 038	183	437		19	
	2	25/9	27/9		2 905	2 905	1 131			7	91	39		T	3 561	498	437		11	
	2	13/3	15/3		10 710	10 710	4 200			11	419	157		T	16 470	3 620	437		2	
	1	4/3	7/3		3 583	3 583	25			2	95	3		P	11 181	0	437		3	
	2	23/3	24/3		3 500	3 500	80			4	84	4		T	953	34	437		5	
	1	15/1	17/1		15 561	15 561	5 230			9	314	100		P	37 102	3 339	437		3	
Krakow (PL)																				
	1	27/10	30/10		4 105	4 105	245	0	0	23	692	84		T/P	63 624		717	4	8	
	1	17/3	19/3		7 114	7 114	100	0	0	6	110	5		P	free		717	4	8	
Ufi	1	16/11	18/11		1 137	1 137	599	0	0	19	174	100		T/P		incl in Horeca	717	4	2	
	1	18/10	20/10		3 725	3 700	675	25	0	12	255	73		T	9 237	96	717	4	19	
Ufi	1	16/11	18/11		2 324	2 302	261	22	0	13	202	31		T	12 762	197	717	4	2	
	1	5/10	6/10		1 514	1 514	465	0	0	12	135	64		T	3 011	134	717	4	17	
Ufi	1	10/3	12/3		5 822	5 822	356	0	0	26	404	103		T	14 823		717	4	22	
	1	18/2	19/2		400	400	43	0	0	9	61	9		T/P	1 863		717	4	21	
	1	21/5	22/5		5 906	5 707	515	199	0	6	173	34		P	14 379		717	4	16	
	1	5/10	6/10		2 078	2 046	635	32	0	12	172	53		T	2 158	67	717	4	19	
Krasnodar (RU)																				
Ufi	1	22/11	25/11		31 726	18 913	3 400	12 813	370	32	720	179	66	1	T/P	15 873	573	438		1
KÜTAHYA (TR)																				
	1	20/4	24/4		7 032	0				160	0		0	T/P	74 120	0	314	16	1	
	1	19/5	22/5		1 680	0				46	0		0	T/P	11 843	0	314	16	19	
LA ROCHE SUR YON (F)																				
	1	2/12	4/12		468	468	0	0	0	0	50	0		P	3 772	0	329	8	2	

(*) Please refer to each national definition given at the beginning of the report

2016 EVENTS BY CITY

	Interval Year	Opening date	Closing date	Space					Exhibitors					Visitors/Visits (*)			Organizer	Auditor	Industry sector	
				Rented Space (sq.m)					Exhibitors with their own stands			Represented firms		Admission for Trade/Public	Total					
				Total	Halls		Open air		from ... countries	Total	Foreign/International (*)	Total	Foreign/International (*)		Total	Foreign/International (*)				
LA ROCHELLE (F)																				
ANTIQUAIRES - LA ROCHELLE	1	11/11	13/11	1 880	36	0	0	2	109	2			P	6 489	0	157	8	3		
ATLANTICA - LA ROCHELLE	1	4/10	6/10	17 055	11 074	278	5 981	4	395	14			T	7 197	108	278	8	27		
CHOCOLAT & SAVEURS DU MONDE - LA ROCHELLE	1	25/11	27/11	348	348	9	0	1	34	1			P	5 537	0	157	8	2		
COMPTOIR PRO - LA ROCHELLE	1	13/3	15/3	815	815	15	0	1	82	1			T	1 304	0	131	8	2		
DECORATION - LA ROCHELLE	1	21/10	24/10	2 484	2 484	15	0		140	1			P	11 956	0	443	7	12		
FOIRE EXPOSITION - LA ROCHELLE	1	26/8	4/9	28 022	8 873	126	19 149	0	372	7			P	41 773	0	157	8	27		
GASTRONOMIE - LA ROCHELLE	1	11/11	13/11	1 002	1 002	0	0	0	90	0			P	8 328	0	157	8	2		
IMMOBILIER CHARENTE-MARITIME - LA ROCHELLE	1	5/2	7/2	1 233	1 233	0	0	0	83	0			P	2 815	0	443	7	15		
JOURNÉE MONDIALE DU DIABETE - LA ROCHELLE	1	14/11	14/11	90	90	0	0	0	15	0			P	350	0	638	7	22		
MARATHON DE LA ROCHELLE	1	25/11	26/11	407	407	6	0	1	54	1			P	18 654	0	78	8	3		
PASSERELLE - LA ROCHELLE	1	15/1	16/1	1 321	1 321	0	0	0	148	0			P	16 480	0	444	8	8		
RESPIREZ LA VIE - LA ROCHELLE	1	1/4	3/4	1 581	1 581	24	0	0	193	3			P	7 643	0	443	7	2		
SALON DE L'ENTREPRISE - LA ROCHELLE	1	11/10	12/10	899	899	0	0	0	106	0			T	4 911	0	87	7	4		
SALON HABITAT - LA ROCHELLE	1	26/2	28/2	2 156	2 156	0	0	0	138	0			P	8 362	0	443	7	12		
VEHICULE D'OCCASION - LA ROCHELLE	1	1/4	3/4	7 480	0	0	7 480	0	12	0	12	0	P	3 425	0	157	8	26		
LA ROCHE-SUR-FORON (F)																				
FOIRE INTERNATIONALE HAUTE SAVOIE MONT-BLANC - ROCHE SUR FORON	1	29/4	9/5	23 753	14 100	592	9 653	143	522	25	963	371	P	74 968	0	77	8	27		
MIEUX VIVRE EXPO	1	28/10	1/11	8 173	8 173	320	0	0	339	13	566	207	P	26 096	0	77	8	12		
SALON DU LYCEEN ET DE L'ETUDIANT HAUTE SAVOIE	1	5/11	5/11	579	579	36	0	0	55	4			P	3 106	0	346	8	8		
SIMODEC	2	8/3	11/3	9 140	9 140	791	0	0	312	40	342	187	T	11 675	1 138	77	8	19		
Lahti (SF)																				
Caravan 2016	1	16/9	18/9	11 597	11 410		187		93		36		P	12 004		446	12	6		
Kätevä&Tekevä	1	5/11	6/11	2 096	2 064		32		197		50		P	8 483		446	12	3		
Pihapiiri 2016	2	22/4	24/4	2 453	2 317		136		144		32		P	9 311		446	12	3		
Raksa 2016	1	11/3	13/3	5 244	4 878		366		276		53		T/P	16 188		446	12	4		
Viihdy Vapaalla 2016	1	24/9	25/9	961	911		50		98		22		P	2 796		446	12	3		
L'AIGLE (F)																				
BOURSE D'ECHANGE AUTOS MOTOS ET TRACTOS - L'AIGLE	1	16/10	16/10	5 969	5 969	63	0	0	233	2			P	15 000	0	457	7	26		
Las Palmas de Gran Canaria (E)																				
FERIA INTERNACIONAL DEL ATLANTICO	1	24/11	27/11	3 080	2 067	9	243	0	83	1	145	68	T/P	4 491	66	391	11	6		
FIMAR, FERIA INTERNACIONAL DEL MAR	1	6/5	8/5	2 235	1 020	0	0	0	84	0	0	0	T/P			96 391		3, 10		
FISALDO, FERIA DE LOS SALDOS Y LAS OPORTUNIDADES	1	24/6	28/6	3 009	3 009	0	0	0	63	0	0	0	P	26 754	0	391	11	25		
GRAN CANARIA ME GUSTA	1	21/10	23/10	2 104	969	0	58	0	79	0	0	0	T/P	7 216	0	391	11	27		
PLANETA GRAN CANARIA, FERIA DE LA INFANCIA Y LA JUVENTUD	1	26/12	4/1	5 123	3 011	0	2 112	0	12	0	0	0	P	27 556	0	391	11	3		
Lausanne (CH)																				
Baby&Kid Planet	1	14/10	16/10	2 712					95				T/P	9 000		36		3		
Bourse internationale aux armes	1	9/12	11/12	1 200					95				T/P	7 000		119		3		
Comptoir Suisse	1	10/9	19/9	10 594					421		39		T/P	106 000		488		27		
Courtage Expo	1	5/10	6/10	656					45				T/P	553		118		4		
CREATIVA Lausanne	1	16/9	19/9	359					35		10		T/P	8 000		488		27		

(*) Please refer to each national definition given at the beginning of the report

2016 EVENTS BY CITY

	Interval Year	Opening date	Closing date	Space				Exhibitors				Visitors/Visits (*)			Organizer	Auditor	Industry sector		
				Rented Space (sq.m)				Exhibitors with their own stands		Represented firms		Admission for Trade/Public	Total						
				Total	Halls		Open air		from ... countries	Total	Foreign/International (*)		Total	Foreign/International (*)					Total
					Total	Foreign/International (*)	Total	Foreign/International (*)											
Lausanne (CH)																			
Gastronomia	2	13/11	16/11	5 585						162		7	T/P	13 200		488		2	
HABITAT-JARDIN	1	12/3	20/3	22 007						492		26	T/P	78 096		488		3	
Junior Days	1	16/4	17/4	1 100						36			T/P	2 000		776		8	
Lab Innovation	2	13/4	14/4	959						92			T/P	1 000		206		17	
Mednat Expo & Agrobiorama Expo	1	21/4	24/4	2 128						203		56	T/P	15 000		488		22	
Salon des Métiers et de la Formation	1	29/11	4/12	6 000						108		0	T/P	31 000		488		8	
Salon du mariage et des amoureux	1	22/1	24/1	945						72			T/P	3 000		342		3	
Salon FITnMOVE	1	8/10	9/10	1 000						59			T/P	10 000		300		3	
Salon Formativia et Contactivia	1	14/3	14/3	380						65			T/P	2 000		237		8	
SECURITE LAUSANNE	2	2/11	4/11	1 476						64		2	T/P	2 313		488		7	
SWISS EXPO	1	14/1	17/1	4 256						125			T/P	24 000		711		1	
LE HAVRE (F)																			
FOIRE EXPOSITION - LE HAVRE	1	5/11	13/11	3 791	3 711	0	80	0	0	174	0		P	22 073	0	561	8	27	
HABITAT & DECORATION- LE HAVRE	1	4/3	7/3	1 732	1 672	0	60	0	0	87	0		P	4 842	0	561	8	12	
VINS ET GASTRONOMIE - LE HAVRE	1	27/2	29/2	1 264	1 264	0	0	0	0	121	0		P	13 460	0	329	8	2	
LE MANS (F)																			
AUTO MOTO RETRO - LE MANS	1	2/4	3/4	4 246	4 246	0	0	0	0	121	0		P	9 573	0	451	7	3	
BELLE BROCANTE - LE MANS	1	9/1	10/1	930	930	0	0	0	0	61	0		P	3 011	0	572	7	3	
FOIRE DU MANS "LES QUATRE JOURS" - LE MANS	1	8/9	12/9	49 242	49 242	54	0	0	0	531	4		P	96 005	0	451	7	27	
FRANCE CE LE MANS	2x1	3/3	3/3	224	224	4	0	0	1	50	1		T	251	0	156	8	4	
FRANCE CE LE MANS	2x1	18/10	18/10	292	292	0	0	0	0	46	0		T	268	0	156	8	4	
HABITAT - LE MANS	1	18/3	20/3	4 182	4 182	0	0	0	0	234	0		P	13 581	0	451	7	12	
PUCES DE PRINTEMPS - LE MANS	1	27/2	28/2	1 284	1 284	0	0	0	0	74	0		P	3 334	0	572	7	27	
PUCES SARTHOISES	1	11/11	13/11	1 511	1 511	0	0	0	0	82	0		P	4 440	0	572	7	3	
RESPIREZ LA VIE - LE MANS	1	22/4	24/4	1 221	1 221	30	0	0	0	146	4		P	6 975	0	443	7	2	
VINS ET GASTRONOMIE - LE MANS	1	9/12	11/12	942	942	0	0	0	0	94	0		P	7 081	0	329	8	2	
VRAC TECH - BULK TECH EXPO - LE MANS	1	4/10	6/10	2 585	2 585	384	0	0	0	229	32		T	2 280	75	244	7	1	
LE VAUDREUIL (F)																			
FORUM A3P PARTICULES VISIBLES	1	5/7	5/7	8	8	2	0	0	0	4	1		T	98	19	9	7	22	
Leipzig (D)																			
CADEAUX – Spring	1	27/2	29/2	7 054	7 054	545	0	0	0	12	227	16	1	T	6 232		455	9	13
CADEAUX – September/Comfortex	1	3/9	5/9	7 873	7 873	525	0	0	0	15	247	20	3	T	5 128	92	455	9	13
denkmal - Europe's Leading Trade Fair for Conservation, Restoration and Old Building Renovation	2	10/11	12/11	7 675	7 675	1 276	0	0	0	17	442	69	2	T	11 328	1 223	455	9	5
Fachdental Leipzig	1	23/9	24/9	4 052	4 052	558	0	0	0	16	236	34	1	T	4 201	42	455	9	22
HAUS-GARTEN-FREIZEIT - Home - Garden - Leisure - The consumer fair for the whole family/ mitteldeutsche handwerksmesse - Central German Handicrafts Fair/Beach & Boat Water Sports Exhibition	1	13/2	21/2	28 911	28 911	3 115	0	0	0	23	1 143	105	3	P	194 475		455	9	27
Leipzig Veterinary Congress with Industrial Exhibition vetexpo	2	14/1	16/1	3 496	3 496	292	0	0	0	12	213	26	1	T	12 656	595	455	9	22
MIDORA Leipzig - TRADE FAIR FOR WATCHES AND JEWELLERY	1	3/9	5/9	2 195	2 195	36	0	0	0	3	80	2		T	1 505	26	455	9	24
models-hobbies-games. - Exhibition for Model Building, Model Railways, Creative Arts and Play	1	30/9	3/10	19 231	19 231	1 061	0	0	0	12	550	60	2	P	95 729	2 393	455	9	3
OTWorld - International Trade Show and World Congress	2	3/5	6/5	17 310	17 310	5 189	0	0	0	43	539	258		T/P	21 259	7 398	455	9	22

(*) Please refer to each national definition given at the beginning of the report

2016 EVENTS BY CITY

	Interval Year	Opening date	Closing date	Space						Exhibitors						Visitors/Visits (*)			Organizer	Auditor	Industry sector	
				Rented Space (sq.m)						Exhibitors with their own stands			Represented firms			Admission for Trade/Public	Total					
				Total	Halls		Open air		from ... countries	Total	Foreign/ International (*)	Total	Foreign/ International (*)	Total	Foreign/ International (*)		Total	Foreign/ International (*)				
					Total	Foreign/ International (*)	Total	Foreign/ International (*)														
Leipzig (D)																						
Touristik & Caravanning International Leipzig mit dem Themenbereich Fahrrad - Tourism fair	1	16/11	20/11	24 473	24 473	1 502	0	0	19	537	89	11	1	P	61 416	1 413	302	9	3			
LIEGE (BE)																						
HABITAT	1	26/11	4/12	14 000	13 317	683	0	0		244	19	784	78	P	30 973	378	460		5, 12			
JARDINEXPO	1	25/2	28/2	12 500	12 216	284	0	0		114	9	434	54	P	20 663	442	460		3			
VERT BLEU SOLEIL	1	11/2	14/2	14 000	5 600	8 400	0	0		147	78	298	124	P	22 183	788	460		3, 6			
LILLE (F)																						
101 COMPAGNONS - LILLE	1	10/12	13/12	3 425	3 425	36	0	0	2	69	2			P	8 246	0	328	8	3			
48 H DECO - LILLE	1	5/11	6/11	414	414	63	0	0	2	37	2			P	2 875	0	328	8	12			
AMENAGO - LILLE	1	5/11	13/11	6 701	6 701	439	0	0	1	197	17			P	31 459	0	328	8	12			
AQUACITY - LILLE	1	15/6	16/6	231	231	30	0	0	1	23	2			T	339	0	328	8	5			
ART UP - LILLE	1	24/2	28/2	4 263	4 263	1 169	0	0		101	26			T/P	29 084	0	462	7	3			
CHOCO & CO - LILLE	1	12/2	14/2	363	363	18	0	0		32	2			P	9 066	0	462	7	2			
CREER - LILLE	1	12/9	14/9	2 145	2 145	9	0	0		179	1			P	13 205	84	462	7	27			
ENERGIMO IMMOTISSIMO - LILLE	1	4/3	6/3	3 498	3 498	78	0	0	2	98	4			P	10 739	0	328	8	15			
ENVIES CULINAIRES - LILLE	1	25/11	26/11	342	342	18	0	0	2	39	2			P	2 373	0	328	8	2			
ENVIRONORD - CONSTRUIRE EXEMPLAIRE	1	15/6	16/6	622	622	0	0	0	0	25	0	29	0	T	1 285	0	328	8	10			
FRANCE CE LILLE	2x1	15/3	16/3	1 415	1 415	119	0	0	2	172	6	28	16	T	2 620	0	156	8	4			
FRANCE CE LILLE	2x1	15/9	16/9	1 172	1 172	115	0	0	3	153	11	19	9	T	2 252	0	156	8	4			
GEEK DAYS - LILLE	1	23/4	24/4	947	947	81	0	0	4	65	7			P	17 963	0	328	8	3			
ID CREATIVES - LILLE	1	20/10	23/10	887	887	103	0	0	2	88	7			P			328	8	3			
LYCEEN ET ETUDIANT - LILLE	1	21/1	23/1	4 247	4 247	294	0	0	7	296	32			P	69 682	0	445	8	8			
MASTERS & 3ÈME CYCLES ET FORMATION POUR ADULTES - LILLE	1	18/3	19/3	1 236	1 236	0	0	0	0	126	0			P	22 966	0	445	8	8			
NATURA BIO	1	25/11	27/11	1 758	1 758	103	0	0		209	12			P	14 195	0	251	7	2			
PREVENTICA	1	7/6	9/6	6 052	6 052	0	0	0	0	350	0			T	11 414	0	160	8	22			
TISSU PREMIER - PREMIERE VISION	2x1	23/11	24/11	852	852	633	0	0	7	63	44			T	821	307	732	7	3			
TISSU PREMIER - PREMIERE VISION	2x1	25/5	26/5	1 086	1 086	798	0	0	8	70	47			T	939	330	732	7	25			
TOURISSIMA - LILLE	1	26/2	28/2	1 376	1 376	138	0	0	3	208	20			P	16 582	0	156	8	3			
VADCONEXT - LILLE	1	12/10	14/10	210	210	210	0	0	6	162	23			T	5 142	261	328	8	4			
VINS DES VIGNERONS INDEPENDANTS - LILLE	1	18/11	21/11	3 723	3 723	0	0	0	0	608	0			P	44 626	0	772	8	2			
VIVING - LILLE	1	5/3	13/3	2 396	2 396	199	0	0	1	108	8			P	15 789	0	328	8	12			
LIMOGES (F)																						
FOIRE DE LIMOGES ET DU LIMOUSIN	1	30/4	9/5	13 150	4 967	54	8 183	0	4	263	5			P	51 742	0	307	8	27			
FRANCE CE LIMOGES	1	27/9	27/9	242	242	0	0	0	0	46	0	2	0	T	308	0	156	8	4			
HABITAT - LIMOGES	1	23/9	25/9	3 072	3 072	0	0	0	0	134	0			P	8 904	0	443	7	12			
VINS DE FRANCE - LIMOGES	1	19/2	21/2	1 358	1 358	6	0	0		189	1			P	10 416	0	137	7	2			
Lisbon (P)																						
BTL – International Tourism Exhibition	1	2/3	6/3	14 317	14 317	1 485	0	0	28	858	150	0	0	T/P	58 357	750	295	2	3, 6			
EXPO SYNC LISBOA	1	20/10	23/10	2 787	2 787	0	0	0	1	55	0	0	0	P	6 914	36	295	2	21			
FIA-LISBOA - International Handicraft Exhibition	1	25/6	3/7	11 730	11 730	3 294	0	0	32	636	200	0	0	P	84 190	0	295	2	13			
FUTURÁLIA - Youth, Career Training and Job Fair	1	16/3	19/3	9 484	9 056	850	428	0	9	537	47	0	0	P	68 763	0	295	2	8			
GREEN BUSINESS WEEK	1	1/3	3/3	855	855	38	0	0	2	37	2	0	0	T/P	1 219	0	295	2	10			
Happy Life Lisboa Festival	1	8/4	10/4	935	935	135	0	0	4	110	12	0	0	P	7 764	0	295	2	10, 22			
IN BEAUTY - International Cosmetics, Esthetics and Hair Exhibition	1	15/10	17/10	3 701	3 671	529	30	0	10	122	29	0	0	T/P	25 947	0	263	2	14			

(*) Please refer to each national definition given at the beginning of the report

2016 EVENTS BY CITY

	Interval Year	Opening date	Closing date	Space						Exhibitors						Visitors/Visits (*)				Organizer	Auditor	Industry sector	
				Rented Space (sq.m)						Exhibitors with their own stands			Represented firms			Admission for Trade/Public							
				Total	Halls		Open air		from ... countries	Total	Foreign/ International (*)	Total	Foreign/ International (*)	Total	Foreign/ International (*)	Total	Foreign/ International (*)						
					Total	Foreign/ International (*)	Total	Foreign/ International (*)															
Lisbon (P)																							
Ufi Approved Event	1	5/10	9/10	6 261	6 081	45	180	0	9	252	7	0	0	T/P	33 582	14	295	2	12				
	1	17/11	20/11	5 274	5 274	693	0	0	5	67	7	0	0	P	35 882	0	295	2	21				
	1	8/4	10/4	5 233	5 179	243	54	0	3	129	8	0	0	P	13 538	0	295	2	16				
	1	7/12	11/12	2 329	2 329	54	0	0	7	185	5	0	0	P	9 809	0	295	2	13				
Ufi Approved Event	1	6/4	10/4	6 118	6 118	51	0	0	17	118	18	0	0	P	22 619	0	295	2	3				
	1	2/6	4/6	1 380	1 380	0	0	0	1	31	0	0	0	T/P	1 320	22	295	2	4, 10				
Ufi Approved Event	1	17/3	20/3	3 388	3 388	273	0	0	15	99	14	0	0	T	3 753	21	295	2	11, 13				
Ufi Approved Event	1	29/1	30/1	4 988	4 988	0	0	0	1	160	0	0	0	P	22 530	0	295	2	3				
Ufi Approved Event	1	28/10	31/10	2 079	2 079	162	0	0	3	92	2	0	0	T/P	6 553	25	295	2	1				
	1	14/4	16/4	5 460	5 460	18	0	0	2	151	1	0	0	P	2 756	241	295	2	4				
	1	5/10	9/10	4 260	4 152	72	108	0	4	128	6	0	0	T/P	incl. in INTERCASA		295	2	15				
Ufi Approved Event	1	4/5	7/5	8 245	7 782	449	463	108	21	299	62	0	0	T/P	16 485	241	295	2	5				
	1	5/10	9/10	2 110	2 071	45	39	0	2	76	3	0	0	P	incl. in INTERCASA		295	2	27				
LISIEUX (F)																							
	1	11/11	13/11	948	948	0	0	0	0	64	0			P	1 834	0	762	7	3				
	1	6/3	6/3	746	746	0	0	0	0	66	0			P	749	0	762	7	3				
Ljubljana (SLO)																							
	1	15/11	20/11	5 609	5 609	376	0	0	5	151	11	57	53	P	12 651		341	1	12				
Lódz (PL)																							
	1	11/11	13/11	3 003	3 003	294	0	0	8	149	7			T/P	7 157		406	4	3				
	1	1/4	2/4	306	306	20	0	0	2	29	1			T/P	2 773		406	4	2				
	1	4/3	6/3	3 170	2 848	50	322	43	5	226	4			T/P	7 701		406	4	5				
	1	22/9	24/9	2 630	2 630	35	0	0	7	161	13			T/P	5 139		406	4	22				
	2	13/4	14/4	2 449	2 449	34	0	0	2	62	1			T	1 342	18	406	4	25				
	1	23/4	24/4	539	539	31	0	0	4	82	4			T	1 342		406	4	22				
LONGARONE (I)																							
	1	27/11	30/11	6 448	6 400	769	48		11	173	31	9	3	T/P	17 223	3 583	467	5	2				
LORIENT (F)																							
	1	5/3	7/3	1 510	1 510	0	0	0	0	84	0			P	5 996	0	329	8	12				
Lublin (PL)																							
	1	5/3	6/3	7 869	6 079	72	1 790	0	4	176	3			T/P	22 104		715, 544	4	1				
	1	4/6	5/6	616	616	0	0	0	1	25	0			P	1 216		715	4	27				
	1	25/11	27/11	478	356	10	122	0	2	42	1			P	10 779		715	4	2				
	1	4/2	7/2	970	970	6	0	0	2	55	1			P	10 560		544	4	3				
	1	26/11	27/11	243	243	8	0	0	2	46	1			P	incl in Beer Festival		715	4	27				
	1	15/11	17/11	210	210	0	0	0	1	24	0			T	112		715	4	4				
	1	14/10	15/10	685	685	14	0	0	5	65	5			T/P	1 120	69	715	4	22				
	1	23/4	24/4	566	566	0	0	0	1	47	0			P	6 991		715	4	3				
	1	17/3	18/3	805	805	16	0	0	3	108	2			P	9 513		715	4	8				
	1	15/11	16/11	1 971	1 942	43	29	0	5	135	11			T	2 808	27	715	4	19				
	1	23/4	24/4	374	374	0	0	0	1	36	0			P	incl in Eden		715	4	14				

(*) Please refer to each national definition given at the beginning of the report

2016 EVENTS BY CITY

	Interval Year	Opening date	Closing date	Space					Exhibitors					Visitors/Visits (*)			Organizer	Auditor	Industry sector	
				Rented Space (sq.m)					Exhibitors with their own stands			Represented firms		Admission for Trade/Public	Total	Foreign/ International (*)				
				Total	Halls		Open air		from ... countries	Total	Foreign/ International (*)	Total	Foreign/ International (*)							
	Total	Foreign/ International (*)	Total	Foreign/ International (*)																
Lublin (PL)																				
History	1	17/3	18/3	72	72	0	0	0	1	19	0			P	3 972		715	4	3	
INFOSTRADA	1	15/11	16/11	27	27	0	0	0	1	3	0			T	98		715	4	21	
INTEFO	1	22/11	23/11	82	82	0	0	0	2	8	1			T	incl in Vege Fruit		715	4	4	
Interior	1	26/11	27/11	60	60	0	0	0	1	6	0			T	incl in Beer Festival		715	4	12	
JOB Fair	1	18/3	18/3	172	172	0	0	0	1	29	0			P	1 538		715	4	8	
LUBDOM	1	1/4	3/4	2 421	1 868	14	553	0	3	148	2			T/P	7 632	12	715	4	5	
LUBDREW	1	1/4	3/4	362	346	66	16	0	3	25	3			T	incl in Lubdom		715	4	12	
Lublin 4FIT	1	9/4	10/4	466	466	0	0	0	1	27	0			P	1 029		715	4	3	
Lubsacro	1	28/9	29/9	452	448	0	4	0	1	56	0			T/P	1 115	11	715	4	4	
MOTOSESSION	1	7/5	8/5	4 110	3 510	0	600	0	1	62	0			P	7 257		715	4	16	
Private Label Show	1	22/11	23/11	336	336	0	0	0	2	41	1			T	incl in Vege Fruit		715	4	4	
Real Estate	1	26/11	27/11	71	65	0	6	0	1	12	0			T/P	incl in Beer Festival		715	4	15	
Real Estate Spring	1	1/4	3/4	104	100	0	4	0	1	19	0			T/P	incl in Lubdrew		715	4	15	
Rybomania Lublin	1	3/12	4/12	3 008	3 008	163	0	0	4	84	5			P	8 390	0	544	4	3	
SCHOOL Books	1	17/3	18/3	40	40	0	0	0	1	6	0			P	incl in Education		715	4	8	
She & He	1	26/11	27/11	639	639	0	0	0	1	97	0			T	3 505		715	4	3	
STYL50+	1	23/4	24/4	151	151	0	0	0	1	9	0			P	incl in Eden		715	4	25	
VEGE FRUIT	1	22/11	23/11	1 274	1 214	0	60	0	1	54	0			T/P	2 027		715	4	2	
ZOOPARK	1	12/3	13/3	1 251	1 251	0	0	0	2	87	1			T/P	25 022		715	4	3	
LUCCA (I)																				
LUCCA COMICS & GAMES	1	28/10	1/11	32 107	32 107	10 001	0	0	33	435	101	54	25	T/P	270 009	62 006	469	5	3	
MIAC	1	12/10	14/10	3 458	3 458	909	0	0	18	164	51	135	79	T	3 907	803	212	5	19	
Luxembourg (LUX)																				
A@W Luxemburg	2	13/4	14/4	1 676	1 676	924			11	127	77			T	1 729	73	437		5, 12	
Dogexpo	1	8/4	9/4	8 603	7 203	1 400			3	35	32			T/P			470		3	
Foire de Printemps	1	23/4	1/5	10 005	6 756	3 249			152	284	132			P	49 600		470		2	
Home & Living Expo	1	15/10	23/10	7 317	4 898	2 419			124	200	76			P	31 667		470		5	
Salon d'Art et d'Antiquités	1	28/1	1/2	2 450	237	2 213			11	120	109			P	5 300		470		3	
Vakanz	1	15/1	17/1	6 397	4 425	1 972			36	147	111			P	20 652		470		3	
Luzern (CH)																				
AM Expo	2	20/9	21/9	2 500	2 500					70				T/P	1 700		510		19	
Babyworld/Hochzeitsmesse	1	15/1	17/1	2 500	2 500					90				P	2 850		367		3	
Bauen und Wohnen	1	29/9	2/10	9 000	8 000	1 000				300				P	17 500		794		5	
Brennpunkt Nahrung	1	28/10	28/10	1 000	1 000					5				T	150		510		2	
Go active	1	2/4	3/4	1 500	1 500					60				P	3 600		605		3	
Ingram Microtop	1	3/11	3/11	4 000	4 000					60				T	500		398		21	
light & sound	2	9/10	11/10	5 000	5 000					87	9			T/P	2 300		510		21	
Luga	1	29/4	8/5	23 000	12 000	11 000				450	10			P	118 000		510		3	
MarkeDing	1	1/6	2/6	1 100	1 100					97				T	950		610		4	
Melectronics	1	15/9	17/9	5 000	5 000					41				T/P	6 000		527		27	
Messe Zukunft Alter	1	11/11	13/11	3 000	3 000					150				P	8 000		653		3	
Pistor 100-Jahr-Jubiläum		8/6	9/6	3 000	3 000					133				T	4 800		587		2	
Schweizer Waffen-Sammlerbörse	1	18/3	20/3	2 500	2 500					100				P	10 000		794		3	
Swiss Classic World	1	28/5	29/5	6 000	5 000	1 000				191				P	8 500		710		16	
Swiss Meet		24/5	25/5	1 000	1 000					40				P	400		362		4	
TeleNetFair	2	6/9	8/9	3 000	3 000					80				T	1 480		273		21	

(*) Please refer to each national definition given at the beginning of the report

2016 EVENTS BY CITY

	Interval Year	Opening date	Closing date	Space						Exhibitors				Visitors/Visits (*)				Organizer	Auditor	Industry sector				
				Rented Space (sq.m)						Exhibitors with their own stands		Represented firms		Admission for Trade/Public	Total		Organizer					Auditor	Industry sector	
				Total	Halls		Open air		from ... countries	Total	Foreign/International (*)	Total	Foreign/International (*)		Total	Foreign/International (*)								
					Total	Foreign/International (*)	Total	Foreign/International (*)																
Luzern (CH)																								
Werkschau Design und Kunst	1	25/6	3/7	4 000	4 000						136				P	4 700		366		3				
ZAGG	2	23/10	26/10	15 000	15 000						250				T/P	27 000		791		2				
Zebi	1	3/11	6/11	6 000	6 000						150				P	24 000		510		8				
Lviv (UA)																								
DENTAL UKRAINE	1	2/11	4/11	1 332	1 332	114	0	0	3	97	7				T	6 291		318	4	22				
EURO AGRO	1	17/11	19/11	1 349	1 269	749	80	30	3	98	74				T	1 203		431	4	1				
WOODPROCESSING	1	30/5	3/6	1 926	1 405	68	521	163	6	111	10				T	4 201		318	4	12				
LYON (F)																								
CONGRES A3P	1	20/9	20/9	48	48	20	0	0		12	5				T	127	16	9	7	22				
VINS & GASTRONOMIE - ÉCULLY	1	2/12	4/12	342	342	0	0	0	0	54	0				P	626	0	329	8	2				
3D PRINT - LYON	1	4/10	5/10	1 251	1 251	129	0	0		93	12				T	7 674	519	379	7	11				
BIKEXPO - LYON	1	12/9	13/9	3 905	3 905	546	0	0	10	197	26				T	1 892	0	701	8	26				
CHOCOLAT - LYON	1	11/11	13/11	586	586	63	0	0	4	49	6				P	27 343	0	245	8	2				
CONGRÈS P.A.C.T.E. "PRO ET CIE" - LYON	1	10/9	12/9	5 562	5 562	0	0	0	0	99	0				T	1 024	0	611	7	4				
CTCO / CIPRINT	1	26/1	28/1	13 215	13 215	4 125	0	0		420	148				T	17 322	2 200	3	7	11				
EPOQ'AUTO - LYON	1	4/11	6/11	23 009	23 009	1 736	0	0		622	63				P	49 833	0	149	7	3				
EQUITA - LYON	1	26/10	30/10	24 021	24 021	4 848	0	0	16	785	158	1	0		P	145 543	0	330	8	3				
FAIRE CONSTRUIRE SA MAISON - LYON	1	20/5	22/5	647	647	9	0	0	1	58	1				P	5 596	0	578	8	12				
FOIRE INTERNATIONALE - LYON	1	18/3	28/3	32 588	32 588	2 726	0	0	26	935	131	60	0		P	212 274	0	330	8	27				
FORUM LABO & FORUM BIOTECH	1	30/3	31/3	1 883	1 883	240	0	0	10	147	24				T	2 590	187	331	8	22				
FRANCE CE LYON	2x1	3/3	4/3	1 403	1 403	25	0	0	3	195	3	10	0		T	2 792	0	156	8	4				
FRANCE CE LYON	2x1	13/10	14/10	873	873	0	0	0	0	131	0	16	0		T	1 249	0	156	8	4				
HEXAGONE - LYON	1	18/9	19/9	1 324	1 324	290	0	0		86	15				T	2 703	0	693	7	3				
ID CREATIVES - LYON	1	29/9	2/10	1 117	1 117	85	0	0	3	99	8				P	9 748	0	328	8	3				
IMMOBILIER - LYON	1	11/3	13/3	1 915	1 915	0	0	0	0	101	0				P	7 113	33	156	8	15				
INTERFILIERE	2x1	9/7	11/7	5 431	5 431	4 741	0	0	27	248	205				T	9 727	6 726	242	8	25				
JAPAN TOUCH - SALON DE L'ASIE - LYON	1	10/12	11/12	3 135	3 135	204	0	0		258	12				P	38 393	11	68	7	3				
JAPAN TOUCH HARU - FESTIVAL GEEK TOUCH - LYON	1	9/4	10/4	1 422	1 422	72	0	0		120	3				P	33 874	36	68	7	3				
LE RENDEZ-VOUS DES DEPANNEURS - LYON	1	27/4	29/4	4 714	4 714	374	0	0	3	63	6				T	3 675	0	13	8	26				
MAHANA LYON	1	4/3	6/3	2 004	2 004	169	0	0	17	319	41				P	15 752	0	156	8	3				
MODE CITY	1	9/7	11/7	6 404	6 404	4 622	0	0	34	239	169				T	10 716	7 618	242	8	25				
PISCINE - LYON	1	15/11	18/11	26 513	26 513	14 565	0	0	33	596	368	12	8		T	18 527	7 230	330	8	5				
POLLUTECH - LYON	2	29/11	2/12	49 410	47 411	9 280	1 999	10	32	1 571	381	170	82		T	60 834	8 503	630	8	10				
RANDONNEUR - LYON	1	18/3	20/3	1 642	1 642	112	0	0		340	20				P	12 762	0	256	7	3				
RENCONTRE DES VILLES ET DES TERRITOIRES URBAINS - LYON	1	7/11	8/11	387	387	15	0	0	2	46	2				T	454	2	394	8	4				
SALON DES GRANDES ECOLES - LYON	1	19/11	19/11	771	771	45	0	0	4	98	5				P	6 529	0	346	8	8				
SALON SANTÉ, SOCIAL, PARAMEDICAL - LYON	1	19/11	19/11	384	384	18	0	0	1	36	2				P	4 425	0	346	8	8				
SIDEC - LYON	1	5/4	7/4	2 296	2 296	6	0	0		118	1				T	3 679	1	183	7	19				
SIDO - LYON	1	6/4	7/4	1 143	1 143	78	0	0		199	8				T	5 300	0	151	7	21				
SPORT ACHAT ETE - LYON	2x1	12/9	13/9	3 905	3 905	546	0	0	10	197	26				T	1 892	0	701	8	25				
SPORT ACHAT HIVER - LYON	2x1	7/3	9/3	8 523	8 523	1 260	0	0	19	302	55				T	3 748	53	701	8	25				
SUGAR - LYON	1	29/9	2/10	191	191	53	0	0	5	24	7				P	2 820	0	328	8	2				
VERSION SCRAP - LYON	1	29/9	2/10	374	374	29	0	0	4	28	5				P	3 220	0	328	8	3				
VINS DES VIGNERONS INDEPENDANTS - LYON	1	27/10	31/10	3 435	3 435	0	0	0	0	559	0				P	63 088	0	772	8	2				

(*) Please refer to each national definition given at the beginning of the report

2016 EVENTS BY CITY

	Interval Year	Opening date	Closing date	Space					Exhibitors					Visitors/Visits (*)			Organizer	Auditor	Industry sector	
				Rented Space (sq.m)					Exhibitors with their own stands			Represented firms		Admission for Trade/Public	Total					
				Total	Halls		Open air		from ... countries	Total	Foreign/ International (*)	Total	Foreign/ International (*)		Total	Foreign/ International (*)				
					Total	Foreign/ International (*)	Total	Foreign/ International (*)												
LYON (F)																				
	1	10/11	13/11	2 472	2 472	16	0	0	1	131	1	71	0	P	12 697	0	330	8	12	
MACON (F)																				
	1	16/1	17/1	246	246	0	0	0	0	32	0			P	897	0	420	8	27	
Madrid (E)																				
	1	21/5	22/5	11 811	11 811	12	0	0	5	107	0	14	5	P	7 627	5	383	11	3	
	1	14/10	16/10	3 726	3 642	20	84	0	3	210	1	3	1	P	11 166	2	383	11	3,25	
	1	2/4	10/4	4 788	4 788	360	0	0	6	148	11	0	0	P	6 675	7	383	11	3	
	1	14/12	18/12	2 113	2 113	74	0	0	4	86	3	0	0	P	2 606	2	383	11	3	
ufi	1	24/2	28/2	18 436	18 436	8 633	0	0	30	281	169	0	0	T/P	22 563	391	383	11	3	
		26/5	29/5	428	428	24	0	0	11	70	51	0	0	T/P	12 800		383		3	
ufi	1	2/3	6/3	8 452	7 849	235	603	0	38	221	15	128	56	P	23 176	82	383	11	8	See note
	1	5/11	6/11	5 375	5 375		0	0		59		0	0	P	8 000		281		13	
	1	10/11	13/11	11 015	11 015		0	0		250		0	0	T/P	17 000		73		2	
ufi	2x1	3/2	7/2	8 367	8 367	940	0	0	18	290	31	28	8	T	9 806	626	383	11	24	
ufi	2x1	7/9	11/9	8 698	8 698	1 200	0	0	19	309	46	27	11	T	8 839	619	383	11	24	
	1	24/5	26/5	3 673	3 673	146	0	0	28	77	7	261	194	T	4 254	148	383	11	21	
	1	17/3	20/3	6 662	6 662		0	0		260		0	0	T/P	34 900		255		3	
	2	11/2	12/2	531	531		0	0		38		0	0	T	1 000		44		10	
	1	25/9	30/9	3 050	3 050		0	0		19		0	0	T	3 000		381		4	
ufi	2	25/10	28/10	6 846	6 696	537	150	75	17	191	24	89	27	T	10 885	688	383	11	5	
	1	24/5	26/5	7 710	7 710		0	0		30		0	0	T	18 134		555		4	
	1	25/2	27/2	12 920	12 920		0	0		261		0	0	T	9 000		221		19	
	1	23/11	24/11	10 630	10 630		0	0		400		0	0	T	11 500		208		11	
	2	15/6	17/6	1 286	1 286	16	0	0	2	27	1	13	0	T	901	26	383	11	10	
	1	21/9	22/9	5 100	5 100		0	0		120		0	0	T	13 000		726		21	
	1	6/7	7/7	1 707	1 707	0	0	0		95		0	0	T	2 200	0	246		4	
	1	3/12	4/12	7 710	7 710		0	0		155		0	0	P	42 000		208		3	
ufi	2	10/3	12/3	20 082	20 082	1 932	0	0	33	316	69	450	357	T	31 426	2 236	383	11	22	
	1	22/4	23/4	10 100	8 500	0	0	0	5	83	5	0	0	T/P	41 000	16 000	227		3	
	1	22/4	24/4	2 594	2 594	130	0	0	3	160	8	0	0	T/P	15 213	456	400		3,22	
ufi	1	21/4	23/4	5 494	5 494	355	0	0	14	227	23	319	16	T/P	15 014	339	383	11	4	
	1	10/11	11/11	2 400	2 400		0	0		100		0	0	T/P	2 000		39		2	
	1	6/5	8/5	6 662	6 662		0	0		110		0	0	P	46 231		208		3	
ufi	2	8/4	10/4	4 138	4 138	217	0	0	15	83	10	45	32	T	7 820	275	383	11	23	
	2	26/11	27/11	2 400	2 400		0	0		50		0	0	T/P	15 000		53		16	
	1	7/4	8/4	2 400	2 400		0	0		25		0	0	T	7 500		607		19	
	1	19/11	27/11	4 563	4 563	430	0	0	6	94	10	0	0	P	4 029	4	383	11	3	
ufi	1	20/1	24/1	57 534	57 314	15 852	220	0	88	656	255	6 392	2 484	T/P	141 880	8 807	383	11	6	
ufi	1	5/10	7/10	39 497	39 467	6 706	30	30	37	890	138	353	198	T	42 723	10 085	383	11	2	
	1	20/4	21/4	10 600	10 600		0	0		180		0	0	T	10 000		208		4	
	2x1	24/6	26/6	6 363	6 363	0	0	0	1	16	0	0	0	P	11 850	0	383	11	3	
	2x1	16/12	18/12	6 725	6 725	16	0	0	1	30	0	0	0	P	10 904	0	383	11	3	
ufi	1	15/6	17/6	3 127	3 026	329	101	0	22	109	14	371	48	T	6 167	208	383	11	9,10	
	1	13/5	14/5	8 505	8 505		0	0		28		0	0	T	3 500		454		3	
	1	20/1	22/1	1 654	1 654	56	0	0	10	75	1	36	14	T	2 374	66	383	11	2	
	1	8/3	10/3	8 500	8 500	474	0	0		205	15	0	0	T	29 726	3 864	400		22	

(*) Please refer to each national definition given at the beginning of the report

2016 EVENTS BY CITY

	Interval Year	Opening date	Closing date	Space						Exhibitors				Visitors/Visits (*)			Organizer	Auditor	Industry sector	
				Rented Space (sq.m)						Exhibitors with their own stands		Represented firms		Admission for Trade/Public	Total					
				Total	Halls		Open air		from ... countries	Total	Foreign/International (*)	Total	Foreign/International (*)		Total	Foreign/International (*)				
				Foreign/International (*)	Total	Foreign/International (*)														
Magdeburg (D)																				
LBA - Regional Building Trade Exhibition Saxony-Anhalt	1	4/3	6/3	2 392	1 917	33	475	15	3	134	3	1		T/P	3 806		456	9	27	
MAGDEBOOT - Trade Fair for new and used boats, equipment and water sports	1	11/3	13/3	3 157	2 979	26	178		3	100	2			P	5 133		516	9	26	
MAGDEBURGER MEERESANGELTAGE - International Fishing Exhibition	1	5/11	6/11	2 917	2 889	491	28	10	10	101	25			P	7 039		516	9	26	
Tierwelt - Pet Exhibition	1	1/4	3/4	1 839	1 701	10	138		4	122	3			P	14 334		516	9	1	
Mainz (D)																				
Rheinland-Pfalz-Ausstellung - Regional consumer goods exhibition	1	12/3	20/3	13 504	12 300	590	1 204	61	12	740	25			P	70 579		622	9	27	
Malaga (E)																				
54 CONGRESO DE LA SOCIEDAD ESPAÑOLA DE REHABILITACION Y MEDICINA FISICA	1	12/5	14/5	2 757	156	0	0	0	1	22	0	0	0	T			734		22	
12ª FERIA DEL STOCK. OUTLET MÁLAGA	1	28/10	30/10	2 077	2 077	0	0	0	5	101	4	0	0	P			719		13, 25	
13º Congreso SEC (Soc.Esp.Contracepción)	1	6/4	8/4	3 213	153	0	0	0	1	9	0	0	0	T			479		22	
31º CONGRESO SOCIEDAD ESPAÑOLA DE MEDICINA ESTÉTICA	1	18/2	20/2	3 917	625	0	0	0	1	76	0	0	0	T			351		22	
31º Congreso de la Sociedad Española de Fertilidad / 6º Congreso Nacional de Enfermería de la Reproducción (SEF)	2x1	19/5	21/5	5 428	328	0	0	0	1	33	0	0	0	T			276		22	
3ª International convention tattoo Malaga	1	9/9	11/9	2 884	964	0	0	0	1	96	0	0	0	T/P			532		3	
58 Congreso SEEN	1	19/10	21/10	7 192	882	0	0	0	1	30	0	0	0	T			25		22	
92º CONGRESO SOCIEDAD ESPAÑOLA DE OPTALMOLOGÍA	1	20/9	24/9	4 678	1 386	0	0	0	1	48	0	0	0	T			94		22	
Celebra Málaga, Feria de Bodas y Celebraciones	1	14/10	16/10	2 635	1 715	0	0	0	1	131	0	29	0	T/P	3 791	0	576	11	2, 3	
CONGRESO INTERNACIONAL FISIOTERAPIA Y MOVIMIENTO	1	7/10	9/10	1 246	96	0	0	0	1	16	0	0	0	T			154		22	
Creativa Málaga	1	2/12	4/12	955	630	6	0	0	2	76	1	0	0	T/P	4 288	0	164, 576	11	3	
ESTILO MLG. Salón de Peluquería, Barbería, Belleza y Estética		11/6	13/6	3 584	1 934	87	0	0	3	95	4	0	0	T/P	6 542	32	576	11	14, 22	
FERIA FIFSUR	1	11/11	12/11	443	443	0	0	0	1	35	0	0	0	T			70		4	
Foro Ser Emprendedor	1	25/10	26/10	1 399	396	0	0	0	1	14	0	40	0	T			576	11	4, 8	
Gamépolis - IV Festival de Videojuegos	1	22/7	24/7	4 070	2 930	0	0	0	1	41	0	0	0	P			426		3	
Greencities, Foro de Inteligencia y Sostenibilidad Urbana	1	5/10	6/10	21 451	1 117	24	17 800	0	4	64	3	7	0	T	2 017	72	669, 576	11	5, 10	
H&T, Salón del Equipamiento, Alimentación y Servicios para Hostelería y Turismo	1	6/3	8/3	3 046	2 485	0	0	0	3	100	2	18	0	T			19, 576	11	2	
Instalandalus	1	29/9	1/10	3 114	1 194	0	0	0	1	84	0	0	0	T/P			609		5, 19	
Jornada del Transporte Discrecional de Viajeros de Málaga. APETAM	1	25/2	25/2	7 440	7 000	0	0	0	1	27	0	0	0	P			49		26	
MI Mascota, Salón del Animal de Compañía	1	26/11	27/11	4 742	752	22	0	0	2	53	2	0	0	T/P	6 580	0	576	11	3	
Moto & Bike Andalucía, Salón de la moto y la bicicleta	1	6/5	8/5	1 432	1 432	0	0	0	1	52	0	0	0	P	7 903	0	247, 576	11	16	
Muestra Infantil de Málaga, MIMA	1	26/12	4/1	4 754	4 754	0	0	0	1	59	0	0	0	P	28 056	0	576	11	3	
Natura Málaga, Feria de Vida Saludable y Sostenible	1	1/4	3/4	4 239	1 589	24	0	0	3	121	2	0	0	T/P	5 978	0	576	11	1, 2	
Retro Auto & Moto, III Salón del Vehículo Clásico, de Época y Colección	1	29/1	31/1	6 516	5 016	0	1 500	0	1	118	0	0	0	P	12 779	0	247, 576	11	16	
SIMED, Salón Inmobiliario del Mediterráneo	1	11/11	13/11	1 028	808	0	0	0	1	49	0	8	0	T/P	1 353	0	576	11	5, 15	
Transfiere, 5º Foro Europeo para la Ciencia, Tecnología e Innovación	1	10/2	11/2	8 099	537	0	0	0	1	45	0	0	0	T	3 069	88	97, 576	11	4	

(*) Please refer to each national definition given at the beginning of the report

2016 EVENTS BY CITY

	Interval Year	Opening date	Closing date	Space				Exhibitors						Visitors/Visits (*)				Organizer	Auditor	Industry sector	
				Rented Space (sq.m)				Exhibitors with their own stands			Represented firms			Admission for Trade/Public	Total						
				Total	Halls	Open air	Foreign/International (*)	from ... countries	Total	Foreign/International (*)	Total	Foreign/International (*)	Total		Foreign/International (*)						
Malaga (E)																					
V Salón del Motor de Ocasión de la Provincia de Málaga	1	11/11	13/11	5 545	5 545	0	0	0	1	23	0	0	0	P			72		16		
WCO-IOF-ESCEO 2016	1	14/4	17/4	1 431	631	613	0	0	12	30	27	0	0	T			680		22		
XIV Congreso Nacional de la Sociedad Española de Cirugía Bucal	1	17/11	19/11	3 366	306	0	0	0	1	42	0	0	0	T			490		22		
XXIII CONGRESO NACIONAL DE AUDITORIA – 25 CONGRESO AMA	1	27/10	28/10	1 000	1 000	0	0	0	1	7	0	0	0	T			770		4		
MALATYA (TR)																					
10. Malatya Agriculture Technologies Machine in Animal Breeding and Equipment Exhibition	1	14/4	17/4		3 760	0				130	0		0	T/P	70 500	0	476	16	1		
5.Malatya Book And Culture Fair	1	10/5	15/5		3 260	0				134	0		0	T/P	350 000	278	476	16	3		
MANİSA (TR)																					
23. Mesir Industrial Trade Fair	1	19/4	24/4		2 500	0				103	0		0	T/P	194 000	0	683	16	27		
Manisa 10.Agriculture Nourishment And Stockbreeding Fair	1	3/11	6/11		5 835	0				94	0		13	T/P	64 000	0	683	16	1		
MAYFU Manisa 2. Shoe Fashion Fair	1	4/8	7/8		1 155	0				33	0		0	T/P	2 400	60	683	16	25		
MAYFU Manisa Shoe Fashion Fair	1	4/2	7/2		991	0				29	0		0	T/P	2 200	55	683	16	25		
MANTES LA JOLIE (F)																					
BROCANTE MAI - MANTES LA JOLIE	1	22/5	22/5	2 400	2 400	0	0	0	0	82	0			P	3 090	0	90	7	4		
Marche-en-Famenne (BE)																					
1001 Familles	1	8/10	9/10	2 307	2 307	0	0	0	116	116	0	119	0	P	8 374	0	779		3		
Batimoi	1	22/1	25/1	6 583	6 583	430	0	0	179	191	12	197	16	P	21 072	0	779		5		
C'est Bon C'est Wallon	1	21/5	22/5	1 170	1 170	0	0	0	132	132	0	132	0	P	8 844	0	779		2		
Horecatel	1	6/3	9/3	12 210	12 210	1 099	0	0	363	398	35	398	35	T	35 672	0	779		2		
Mandataires	1	18/2	19/2	10 941	10 941	312	0	0	357	366	9	357	9	T	13 414	0	779		4, 5, 7, 10, 16, 19, 21		
Run2Bike	1	22/10	23/10	205	205	0	0	0	7	7	0	7	0	P	4 478	0	779		3		
MARCIANISE (CE) (I)																					
TARI' MONDO PREZIOSO	2x1	29/4	2/5	1 811	1 811	35	0	0		67	2	0	0	T	10 739	212	388	10	24		
TARI' MONDO PREZIOSO	2x1	7/10	10/10	1 992	1 992	32	0	0		77	2	0	0	T	15 532	96	388	10	24		
MARCQ EN BAROEUL (F)																					
VINS ET GASTRONOMIE - MARCQ EN BAROEUL	1	25/11	27/11	324	324	0	0	0	0	52	0			P	2 264	0	329	8	2		
MARDİN (TR)																					
3. MAGROTEX'16 Mesopotamia Mardin Agricultural; Food and Livestock Equipment Fair	1	21/4	24/4		15 000	0				125	0		21	T/P	24 000	648	796	16	1		
MEXFOOD'16	1	21/4	24/4		4 000	0				24	0		4	T/P	16 000	648	796	16	2		
MARGNY-LES-COMPIEGNE (F)																					
FOUS D'HISTOIRE - COMPIEGNE	1	18/11	20/11	5 359	5 359	1 347	0	0		358	88			P	6 250	0	453	7	3		
MARSEILLE (F)																					
FOIRE INTERNATIONALE - MARSEILLE	1	23/9	3/10	55 424	25 002	3 393	30 422	502	35	1 056	233	139	58	P	285 640	549	657	8	27		
FOOD IN SUD	2	24/1	26/1	3 981	3 981	124	0	0	6	203	13	321	99	T	7 271	152	657	8	2		
FRANCE CE MARSEILLE	2x1	24/3	25/3	1 017	1 017	18	0	0	3	150	5	5	0	T	1 467	0	156	8	4		
FRANCE CE MARSEILLE	2x1	13/10	14/10	873	873	0	0	0	0	131	0	16	0	T	1 249	0	156	8	4		
IMMOBILIER - MARSEILLE	1	7/10	9/10	2 395	2 395	0	0	0	0	72	0			P	8 006	0	328	8	15		
PISCINE ET JARDIN - MARSEILLE	1	26/2	29/2	6 089	6 089	24	0	0	1	110	1	36	6	P	11 670	0	657	8	27		
SALON ARTEMISIA - MARSEILLE	1	21/10	23/10	2 030	2 030	77	0	0		229	7			P	16 975	0	698	7	3		
SALON DES GRANDES ÉCOLES - MARSEILLE	1	5/11	5/11	135	135	0	0	0	1	16	0			P	1 087	0	346	8	8		
SIDEC - MARSEILLE	1	30/11	1/12	2 088	2 088	0	0	0	0	107	0			T	2 902	13	183	7	19		

(*) Please refer to each national definition given at the beginning of the report

2016 EVENTS BY CITY

	Interval Year	Opening date	Closing date	Space						Exhibitors						Visitors/Visits (*)			Organizer	Auditor	Industry sector	
				Rented Space (sq.m)						Exhibitors with their own stands			Represented firms			Admission for Trade/Public	Total					
				Total	Halls		Open air		from ... countries	Total	Foreign/ International (*)	Total	Foreign/ International (*)	Total	Foreign/ International (*)		Total	Foreign/ International (*)				
					Total	Foreign/ International (*)	Total	Foreign/ International (*)														
MARTIGUES (F)																						
	1	28/10	31/10	2 526	2 526	0	0	0	0	118	0			P	4 686	0	707	7	12			
MERSIN (TR)																						
	1	26/10	29/10		1 750	21				80	1		5	T/P	30 000	34	594	16	1			
	1	22/4	1/5		5 733	0				55	0		0	T/P	30 761	354	412	16	12			
	1	28/1	31/1		4 500	18				85	1		3	T/P	34 867	386	594	16	1			
	1	26/11	4/12		2 791	0				114	0		0	T/P	130 645	0	335, 594	16	3			
METZ (F)																						
	1	27/10	29/10	7 000	7 000	263	0	0	4	120	11			P	12 295	0	522	8	1			
	1	9/9	11/9	2 379	2 379	153	0	0	7	69	9			P	3 971	0	522	8	3			
	1	25/2	28/2	722	722	27	0	0	2	51	2			P	7 020	0	522	8	2			
	1	25/2	28/2	2 183	2 183	352	0	0	7	151	23			P	21 069	0	522	8	3			
	1	30/9	10/10	19 335	14 381	1 734	4 954	141	16	598	59			P	121 841	0	522	8	27			
	1	18/11	20/11	926	926	0	0	0	0	85	0			P	4 415	0	8	8	3			
	1	10/3	11/3	464	464	84	0	0	4	55	6	11	7	T	805	0	156	8	4			
	1	26/1	28/1	2 186	2 186	108	0	0	4	68	4			T	2 502	0	522	8	10			
	1	8/4	10/4	684	684	0	0	0	0	100	0			P	7 483	0	329	8	2			
	1	18/3	21/3	5 606	5 606	150	0	0	3	192	6			P	10 614	0	522	8	12			
MILANO (I)																						
	1	3/12	11/12	54 780	54 593	19 085	187	0	73	2 643	1 030	0	0	P	2 996 040	5012*	319	10	27			
	2x1	18/1	19/1	1 081	1 081	112	0	0	4	49	7	0	0	T	903	144	47	5	25			
	2x1	6/7	7/7	1 188	1 188	60	0	0	2	56	3	0	0	T	1 714	214	463	5	25			
	2	4/10	8/10	37 132	37 132	3 240	0	0	31	568	56	456	374	T	41 329	2 387	218	10	19			
	1	11/2	13/2	13 459	13 459	4 794	0	0	67	1 116	168	588	191	T/P	27 922	2 206	291	5	6			
	2x1	20/5	23/5	3 905	3 905	1 598	0	0	14	153	60	1	0	T	4 297	610	291	5	24			
	2x1	11/11	14/11	2 998	2 998	1 290	0	0	9	106	48	0	0	T	3 836	443	291	5	24			
	1	8/11	13/11	136 152	51 152	15 976	85 000	0	35	484	193	614	329	T/P	560 500	24 441	204	10	16			
	1	31/3	3/4	4 500	4 500	3 000	0	0	11	201	176	5	0	T/P	7 000	3 500	233	5	14			
	2	12/4	17/4	22 487	22 487	5 067	0	0	12	128	31	0	0	T/P	cl. in SALONE DEL MOBILE		279	5	12			
	2x1	2/3	3/3	1 146	1 146	402	0	0	15	78	27	0	0	T	2 287	686	83	10	25			
	2x1	28/9	29/9	1 146	1 146	402	0	0	15	78	27	0	0	T	2 287	686	83	5	25			
	2x1	29/1	1/2	73 234	73 234	11 852	0	0	36	1 297	250	193	104	T	59 972	5 063	291	10	12, 13, 24, 25			
	2x1	16/9	19/9	58 308	58 308	12 431	0	0	46	1 212	279	237	228	T	44 613	4 812	291	10	12, 13, 24, 25			
	2x1	23/2	25/2	43 452	43 452	10 186	0	0	42	1 017	338	138	67	T	31 962	16 621	463	10	25			
	2x1	20/9	22/9	46 047	46 047	12 131	0	0	43	1 088	395	153	83	T	31 533	16 423	463	10	25			
	2	15/3	18/3	114 005	113 516	26 176	489	43	54	1 523	561	495	350	T	155 332	39 140	629	5	9, 19			
	2x1	27/2	29/2	2 096	2 096	691	0	0	8	98	25	0	0	T	4 030	951	291	10	24, 25			
	1	28/4	2/5	2 500	2 500	700	0	0	15	135	28	0	0	T/P	24 000	4 000	196	5	3			
	1	8/4	10/4	6 927	6 927	2 176	0	0	15	174	59	0	0	P	13 484	494	291	10	3			
	1	27/2	29/2	44 897	44 897	27 856	0	0	48	1 173	874	49	36	T	40 800	23 086	525	10	23			


















(*) Please refer to each national definition given at the beginning of the report

2016 EVENTS BY CITY

	Interval	Year	Opening date	Closing date	Space				Exhibitors					Visitors/Visits (*)			Organizer	Auditor	Industry sector	
					Rented Space (sq.m)				Exhibitors with their own stands			Represented firms		Admission for Trade/Public	Total					
					Total	Halls		Open air		from ... countries	Total	Foreign/International (*)	Total		Foreign/International (*)					
	Total	Foreign/International (*)	Total	Foreign/International (*)		Total	Foreign/International (*)	Total	Foreign/International (*)		Total	Foreign/International (*)								
MILANO (I)																				
	1	2/3	5/3	11 306	11 306	3 842	0	0	19	133	55	12	12	T	7 220	4 607	526	5	25	
	2x1	6/9	8/9	4 914	4 914	449	0	0	3	66	12	0	0	T	in MILANO UNICA MODA IN		376	5	25	
	2x1	9/2	11/2	4 583	4 583	449	0	0	3	63	10	0	0	T	in MILANO UNICA MODA IN		376	5	25	
	2x1	9/2	11/2	7 892	7 892	1 220	0	0	9	262	49	0	0	T	18 526	5 707	654	5	25	
	2x1	6/9	8/9	8 712	8 712	1 792	0	0	9	273	53	0	0	T	18 086	6 596	654	5	25	
	2x1	9/2	11/2	1 697	1 697	273	0	0	6	31	8	0	0	T	in MILANO UNICA MODA IN		65	5	25	
	2x1	6/9	8/9	1 638	1 638	273	0	0	5	31	8	0	0	T	in MILANO UNICA MODA IN		65	5	25	
	1	14/2	17/2	8 266	8 266	1 232	0	0	15	245	48	33	9	T	9 816	4 890	28	5	24, 25	
	2x1	3/9	6/9	7 999	7 999	1 283	0	0	14	241	44	0	0	T	8 521	4 271	28	5	24, 25	
	1	24/2	26/2	12 518	12 518	1 014	0	0	16	391	40	50	39	T	7 661	409	768	10	1	
	2	12/4	17/4	19 389	19 389	3 035	0	0	9	220	38	0	0	T/P	incl. in SALONE DEL MOBILE		279	5	12	
	1	12/4	17/4	10 079	10 079	1 673	0	0	13	235	42	0	0	T/P	incl. in SALONE DEL MOBILE		279	5	12	
	1	12/4	17/4	145 329	145 329	31 696	0	0	31	1 339	407	0	0	T/P	incl. in SALONE DEL MOBILE		279	5	12	
	1	20/5	23/5	7 506	7 506	2 728	0	0	18	157	66	0	0	T	7 766	1 924	291	10	24, 25	
	1	23/2	25/2	10 098	10 098	1 363	0	0	19	169	44	19	6	T	6 156	3 451	82	10	19	
	1	25/10	27/10	10 396	10 396	1 250	0	0	16	312	47	21	3	T	32 475	1 331	682	10	21	
	2x1	27/2	29/2	1 302	1 302	161	0	0	9	119	15	0	0	T	6 002	1 174	588	10	25	
	2x1	24/9	26/9	1 073	1 073	309	0	0	18	107	33	0	0	T	5 097	832	588	10	25	
	1	23/2	25/2	4 223	4 223	366	0	0	7	64	10	10	3	T	incl. in SIMAC		82	10	19	
	1	7/6	9/6	1 452	1 452		0	0	6	170	11	0	0	T	6 954	349	672	5	19, 21	
	2x1	14/2	17/2	64 144	64 144	23 522	0	0	34	1 456	635	0	0	T	32 703	16 343	6	5	25	
	2x1	3/9	6/9	62 084	62 084	23 563	0	0	34	1 489	654	26	12	T	47 098	27 687	6	10	25	
	2	4/5	7/5	13 422	13 422	1 107	0	0	22	261	51	8	2	T	13 388	3 679	763	10	2	
	1	12/10	15/10	7 868	7 868	638	0	0	29	206	30	203	134	T	18 409	1 195	629	5	11	
	2x1	27/2	29/2	7 684	7 684	2 620	0	0	31	459	152	0	0	T	11 256	1 671	471	5	14, 24, 25	
	2x1	24/9	26/9	8 436	8 436	2 818	0	0	29	511	172	0	0	T	12 011	1 950	471	5	14, 24, 25	
	2x1	18/6	20/6	3 959	3 959	1 605	0	0	26	226	82	0	0	T	3 943	998	471	5	14, 24, 25	
	2x1	16/1	18/1	3 860	3 860	1 547	0	0	26	230	74	0	0	T	4 953	1 023	471	5	14, 24, 25	
	2	24/5	28/5	29 187	29 187	6 416	0	0	29	367	90	76	32	T	17 415	5 070	139	10	19	
Monaco (MC)																				
	1	29/4	2/5	2 316	2 316		0	0	12	51	37			P	4 000		577		3	

(*) Please refer to each national definition given at the beginning of the report

2016 EVENTS BY CITY

	Interval Year	Opening date	Closing date	Space				Exhibitors						Visitors/Visits (*)			Organizer	Auditor	Industry sector		
				Rented Space (sq.m)				Exhibitors with their own stands			Represented firms			Admission for Trade/Public	Total						
				Total	Halls		Open air		from ... countries	Total	Foreign/International (*)	Total	Foreign/International (*)		Total	Foreign/International (*)					
MONTBELIARD (F)																					
	1	29/1	1/2	1 077	1 077	0	0	0	0	0	70	0			P	4 082	0	147	7	10	
MONTICHIARI (I)																					
	1	27/2	1/3	6 080	6 080	360	0	0	23	380	22	74	50	P	62 537	0	477	5	2		
MONTLUÇON (F)																					
	1	13/3	13/3	3 845	3 845	0	0	0	0	150	0			P	2 587	0	538	8	3		
	1	1/10	9/10	17 074	7 835	45	9 239	0	2	289	2			P	74 291	0	538	8	27		
MONTPELLIER (F)																					
	1	2/12	4/12	1 607	1 607	69	0	0		179	6			P	8 998	0	340	7	14		
	1	7/10	17/10	26 604	26 604	690	0	0		498	36			P	86 997	0	539	7	27		
	1	27/9	28/9	564	564	27	0	0	2	85	8	5	0	T	676	0	156	8	4		
	2x1	7/4	7/4	348	348	0	0	0	0	70	0			T	412	0	156	8	4		
	1	25/5	26/5	1 185	1 185	66	0	0		119	8			T	2 952	198	539	7	3		
	1	10/3	13/3	1 871	1 871	0	0	0	0	91	0			P	7 078	0	539	7	5		
	1	25/1	27/1	2 780	2 780	608	0	0		876	198			T	9 958	2 230	708	7	1		
	1	18/3	20/3	659	659	12	0	0	2	90	2			P	10 111	0	84	8	3		
	1	5/4	6/4	3 563	3 563	0	0	0	0	753	0			T	1 902	1 541	464	7	3		
	1	14/1	16/1	3 290	3 290	63	0	0	2	179	7			P	27 579	0	346	8	8		
	1	26/11	26/11	305	305	18	0	0	1	24	2			P	1 626	0	346	8	8		
	2	20/2	22/2	16 181	16 181	1 336	0	0	14	1 630	271			T	31 867	9 784	16	8	2		
Moscow (RU)																					
	23 (46) International Fair Leather - Footwear - Fur - Technology	2x1	16/2	19/2	1 679	1 679	349	0	0	9	137	23	0	0	T	10 290	810	645		20	
	24 (47) International Fair Leather - Footwear - Fur - Technology	2x1	20/9	23/9	1 689	1 689	354	0	0	11	142	26	0	0	T/P	10 390	830	645	13	25	
	47 Federal Trade Fair for Apparel & Textile Textilegrom (autumn)	2x1	20/9	23/9	19 252	19 252	6 003	0	0	34	1 273	451	24	3	T/P	25 350	2 030	723, 645	13	25	
	5pExpo2016	1	6/6	8/6	1 127	1 127	80	0	0	3	89	5	5		T	2 090	150	254	13	4	
	AgroFam	1	19/1	21/1	6 372	6 372	4 000	0	0	28	361	177	22	1	T/P	6 248	312	727	13	1	
	Agroprodmash2016	1	10/10	14/10	22 044	21 931	9 370	113	0	34	732	337	9	0	T	21 944	1 975	254	13	2	
	Analitika Expo	1	12/4	14/4	4 091	4 091	1 272	0	0	18	216	67	5	2	T	6 014	180	415	13	18	
	Apparel Textile Salon	2x1	20/9	23/9	1 747	1 747	677	0	0	8	138	68	0	0	T	ncl. in Textilegrom (autumn)		723	13	25	
	Apparel Textile Salon/International Salon of apparel fabrics and accessories for garment production	2x1	16/2	19/2	1 453	1 453	527	0	0	7	106	40	0	0	T	24 970	1 990	723		25	
	Apteka	1	5/12	8/12	1 232	1 232	197	0	0	15	154	28	31	8	T	9 410	280	238	13	22	
	Aqua-Therm Moscow	1	2/2	5/2	18 288	18 288	7 513	0	0	30	629	296	25	1	T	26 417	1 358	415		5	
	ARCH Moscow	1	18/5	22/5	2 747	2 747	394	0	0	19	202	41	2	0	T/P	10 520	950	264	13	5	
	ARMY-2016	2	6/9	11/9	43 404	25 820	1 408	17 584	404	14	1 015	58	146	19	T/P	509 371	3 500	375		7	
	BUYBRAND Expo	1	28/9	30/9	2 500	2 500	620	0	0	16	174	44	12	0	T/P	4 172	167	232	13	4	
	Cabex	1	15/3	17/3	2 222	2 222	481	0	0	10	136	36	17	2	T	3 947	202	415		18	
	Care Mother & Child - 2016	1	27/9	30/9	773	773	461	0	0	18	77	40	0	0	T	4 411	152	491		22	
	CJF - Child and Junior Fashion2016. Spring	2x1	23/2	26/2	4 601	4 601	678	0	0	21	244	32	0	0	T	6 759	342	254		13	
	CJF-Child and Junior Fashion2016. Autumn	2x1	26/9	29/9	6 240	6 240	794	0	0	21	340	41	0	0	T	11 268	617	254		13	
	CleanExpo Moscow PULIRE	1	9/11	11/11	2 333	2 333	389	0	0	19	153	29	7	1	T	3 504	168	603		10	
	Climate World	1	1/3	4/3	8 184	8 184	3 406	0	0	23	234	102	17	1	T	22 280	2 000	238	13	5	
	Composite-Expo.Polyurethanex 2016	1	25/2	27/2	2 833	2 833	1 109	0	0	19	182	73	43	6	T	9 030	270	530	13	17	

(*) Please refer to each national definition given at the beginning of the report

2016 EVENTS BY CITY

	Interval Year	Opening date	Closing date	Space					Exhibitors					Visitors/Visits (*)			Organizer	Auditor	Industry sector		
				Rented Space (sq.m)				Exhibitors with their own stands			Represented firms		Admission for Trade/Public	Total							
				Total	Halls		Open air		from ... countries	Total	Foreign/International (*)	Total		Foreign/International (*)	Total	Foreign/International (*)					
					Total	Foreign/International (*)	Total	Foreign/International (*)													
Moscow (RU)																					
Ufi	1	26/1	29/1	3 230	3 230	671	0	0	18	216	41	25	5	T	9 040	900	238	13	5		
Ufi	1	21/11	25/11	758	758	69	0	0	7	73	11	0	0	T	12 622	1 959	254		27		
Ufi	1	19/4	21/4	490	490	62	0	0	6	60	6	0	0	T	897	0	257		5		
Ufi	1	16/3	20/3	1 350	1 350	45	0	0	11	202	10	4	0	T/P	25 350	0	568		3		
Ufi	1	1/3	4/3	3 524	3 524	1 526	0	0	23	222	80	24	2	T	8 380	500	415	13	2		
Ufi	1	12/4	15/4	1 087	1 087	35	0	0	5	96	4	3	0	T	6 390	60	264	13	4		
Ufi	2x1	18/3	19/3	295	295	295	0	0	20	43	43	0	0	T/P	1 965	0	257		15		
Ufi	1	6/6	9/6	5 387	5 387	1 187	0	0	21	283	94	0	0	T	11 327	541	254		18		
Ufi	1	25/10	27/10	988	988	248	0	0	12	91	21	18	4	T	1 839	92	603	13	17		
Ufi	1	15/3	17/3	7 722	7 722	1 439	0	0	19	379	117	33	1	T	11 110	333	603	13	18		
Ufi	1	25/10	27/10	222	222	194	0	0	2	26	22	4	0	T	499	26	415		5		
Ufi	1	11/5	14/5	2 250	2 250	250	0	0	4	73	7	0	0	T/P	5 562	102	639		12		
Ufi	1	24/8	26/8	3 700	3 448	360	252	0	8	224	18	0	0	T/P	17 385	82	727		3		
Ufi	1	13/9	15/9	5 409	5 409	3 468	0	0	24	364	220	20	9	T	10 050	1 010	344	13	3		
Ufi	1	5/12	9/12	3 911	3 911	885	0	0	15	233	46	0	0	T	14 098	669	254		22		
Ufi	1	13/9	15/9	1 045	1 045	353	0	0	12	67	22	0	0	T	2 780	280	530		19		
Ufi	2x1	20/9	23/9	1 992	1 992	730	0	0	6	130	50	0	0	T	ncl. in Textillegrom (autumn)		723	13	25		
Ufi	2x1	16/2	19/2	1 687	1 687	676	0	0	9	111	42	0	0	T	Apparel Textile Salon (spring)		723		25		
Ufi	2x1	1/9	4/9	6 209	6 209	335	0	0	9	526	31	23	0	T/P	27 085	610	257		3		
Ufi	2x1	24/2	28/2	12 712	12 712	680	0	0	12	804	36	24	1	T/P	53 780	1 610	257	13	3		
Ufi	1	1/3	4/3	1 522	1 522	680	0	0	11	128	72	18	2	T	8 450	196	415		2		
Ufi	1	24/2	26/2	1 152	1 152	853	0	0	17	109	83	6	0	T	6 330	1 200	254	13	25		
Ufi	1	17/5	20/5	9 324	7 064	280	2 260	80	9	410	21	0	0	T	18 709	1 256	375, 111		7		
Ufi	1	1/3	4/3	3 503	3 503	712	0	0	25	214	77	0	0	T	4 392	341	254		17		
Ufi	1	18/10	21/10	9 293	9 293	766	0	0	10	444	54	16	1	T	19 428	194	110	13	7		
Ufi	1	19/9	22/9	3 288	3 288	1 099	0	0	17	245	89	8	2	T	9 500	480	254	13	17	See note	
Ufi	2x1	24/10	27/10	11 322	10 923	5 313	399	123	25	324	189	0	0	T	10 038	544	254		1		
Ufi	1	25/10	27/10	626	626	43	0	0	5	53	6	10	2	T	2 381	84	415		19		
Ufi	1	21/11	25/11	30 607	30 607	4 701	0	0	28	735	160	11	3	T	40 600	2 440	254	13	12		
Ufi	1	8/11	11/11	12 267	12 225	3 819	42	42	32	531	213	16	9	T	16 941	832	520		19		
Ufi	1	23/5	27/5	38 348	37 217	16 132	1 131	699	32	981	530	0	0	T	28 300	1 410	254	13	19		
Ufi	1	22/8	25/8	16 886	16 686	9 509	200	0	38	1 022	717	11	5	T	15 514	1 723	508, 415		16		
Ufi	1	26/4	28/4	3 171	2 836	970	335	30	19	238	92	18	1	T	3 312	267	603		9		
Ufi	1	27/9	30/9	14 952	14 952	1 424	0	0	28	528	72	0	0	T	17 437	887	254		13		
Ufi	1	6/6	9/6	3 442	3 442	1 870	0	0	20	189	125	13	2	T	7 980	480	254	13	5		
Ufi	1	23/3	26/3	11 815	11 815	8 935	0	0	75	1 624	1 040	6	3	T	27 659	2 390	415		3		
Ufi	1	5/4	8/4	32 019	31 567	10 968	452	21	38	1 122	446	49	7	T	63 331	3 960	415		5		
Ufi	1	8/3	13/3	12 600	12 600	2 540	0	0	17	134	16	0	0	T/P	16 702	1 357	175		26		
Ufi	1	8/11	11/11	6 200	6 200	3 000	0	0	21	405	226	0	0	T	17 820	891	238		19		
Ufi	1	26/1	28/1	9 912	9 912	3 244	0	0	25	391	113	30	8	T/P	4 285	557	481	13	1		
Ufi	1	10/5	13/5	752	728	222	24	0	5	53	7	12	0	T	7 170	720	254	13	19		
Ufi	1	25/10	27/10	529	529	0	0	0	1	51	0	19	1	T	1 412	49	603		19		
Ufi	2	18/4	21/4	19 044	17 454	6 528	1 590	546	29	662	281	7	0	T	20 730	1 240	254	13	9		
Ufi	1	30/11	4/12	2 589	2 589	276	0	0	12	346	28	1	0	T/P	30 730	1 540	264	13	4		

(*) Please refer to each national definition given at the beginning of the report

2016 EVENTS BY CITY

	Interval Year	Opening date	Closing date	Space						Exhibitors				Visitors/Visits (*)			Organizer	Auditor	Industry sector	
				Rented Space (sq.m)						Exhibitors with their own stands		Represented firms		Admission for Trade/Public	Total					
				Total	Halls		Open air		from ... countries	Total	Foreign/International (*)	Total	Foreign/International (*)		Total	Foreign/International (*)				
					Total	Foreign/International (*)	Total	Foreign/International (*)												
Moscow (RU)																				
Ufi	Obuv. Mir Kozhi2016. Autumn	2x1	3/10	6/10	4 407	4 407	3 757	0	0	12	185	154	0	0	T	3 412	263	254	25	
Ufi	Obuv. Mir Kozhi2016. Spring	2x1	22/3	25/3	4 207	4 207	3 742	0	0	10	171	150	0	0	T	3 730	277	254	25	
Ufi	OTDYKH LEISURE	1	21/9	24/9	6 452	6 452	3 603	0	0	48	674	241	0	0	T	16 843	1 280	238	3	
Ufi	PCVExpo	1	24/10	26/10	2 274	2 274	914	0	0	10	167	77	18	2	T	3 632	228	415	19	
Ufi	Pharmtech & Ingredients	1	22/11	25/11	7 099	7 099	3 829	0	0	26	339	196	20	10	T	6 511	326	415	13	22
Ufi	Photonics. World of Lasers and Optics2016	1	14/3	17/3	1 857	1 857	547	0	0	10	148	39	16	3	T	7 820	230	254	13	19
Ufi	Power Electronics	1	25/10	27/10	767	767	277	0	0	11	81	20	15		T	2 042	0	603		18
Ufi	Prodexpo2016	1	8/2	12/2	40 001	40 001	9 029	0	0	67	1 963	573	16	9	T	54 577	5 458	254	13	2
Ufi	Reklama2016	1	28/9	30/9	3 507	3 507	679	0	0	12	205	40	0	0	T	12 320	370	254	13	4
Ufi	RosUpack	1	14/6	17/6	9 371	9 371	2 490	0	0	33	500	146	6	2	T	18 842	1 131	415	13	11
Ufi	Russian Antique Salon	2x1	25/3	3/4	3 633	3 633	151	0	0	7	225	7	0	0	T/P	13 290	400	264	13	3
Ufi	Safety and Protection of Labour - 2016	1	13/12	16/12	6 298	6 298	877	0	0	19	332	40	3		T	20 080	480	79		7
Ufi	SAPE	1	19/4	22/4	1 703	1 703	392	0	0	8	88	17	1	0	T/P	4 388	0	226	13	7
Ufi	Securika / MIPS	1	14/3	17/3	11 070	11 070	2 313	0	0	21	409	116			T	16 109	616	415		7
Ufi	STL. Systems for transport & logistics2016	1	10/5	13/5	168	168	15	0	0	4	32	3	8	1	T	5 820	760	254	13	26
Ufi	Sviaz2016	1	10/5	13/5	5 883	5 774	2 243	109	0	17	324	136	14	1	T	16 680	1 000	254	13	21
Ufi	Technoforum2016	1	24/10	27/10	1 691	1 691	335	0	0	7	89	18	1	0	T	6 710	340	254	13	19
Ufi	Tires & rubber2016	1	18/4	21/4	2 144	2 144	1 374	0	0	14	133	80	4	0	T	6 330	380	254	13	17
Ufi	TransRussia	1	19/4	22/4	7 464	7 464	3 337	0	0	27	335	172	23	9	T	13 214	1 396	415		26
Ufi	Weldex / Rossvarka	1	11/10	14/10	4 237	4 237	1 056	0	0	17	190	46	15	1	T	5 366	165	415		19
Ufi	WorldFood Moscow	1	12/9	15/9	20 451	20 407	11 649	44	0	65	1 433	968	27	3	T	28 922	3 181	415	13	2
Ufi	Zdravookhraneniye2016	1	5/12	9/12	10 853	10 806	3 358	47	0	31	691	224	0	0	T	19 753	930	254		22
Note: Khimia includes "Green Chemistry2016" and "Plastics Industry Show2016"																				
MUĞLA (TR)																				
Ufi	7.Food, Agricultural and Animal Breeding Fair	1	3/3	6/3		4 521	0				187	0		8	T/P	96 532	0	258	16	1
Ufi	Agritech 2016 6. Fethiye Agriculture, Greenhouse, Live Stockbreeding, Nourishment and Agricultural Machinery Fair	1	20/4	23/4		4 000	0				58	0		0	T/P	32 342	215	483	16	1
Ufi	BODEX 2016	1	30/3	2/4		1 750					46			0	T/P	8 364	218	483	16	12
Ufi	Fetex 2016 6. Fethiye Tourism, Tourism and Food-Beverage Suppliers Fair	1	16/3	19/3		2 500	0				44	0		0	T/P	14 650	482	483	16	6
Ufi	MAREX 2016 17th Mediterranean Product, Textile&Equipments Exhibition For Hotels, Restaurants Fair	1	9/3	12/3		3 000	0				61	0		0	T/P	11 853	630	483	16	25
MULHOUSE (F)																				
Ufi	FESTIVITAS - MULHOUSE	1	5/2	7/2	3 244	3 244	586	0	0	10	192	38			P	18 762	0	545	8	27
Ufi	FETE DE LA ROUE - MULHOUSE	1	26/2	28/2	13 120	6 620	0	6 500	0	0	44	0			P			545	8	3
Ufi	FOIRE INTERNATIONALE - MULHOUSE	1	13/5	22/5	13 604	8 519	403	5 085	85	10	347	19	576	316	P	67 448	0	545	8	27
Ufi	JOURNEES D'OCTOBRE - MULHOUSE	1	6/10	16/10	7 735	6 317	147	1 418	0	3	267	9	471	261	P	113 649	50	545	8	27
Ufi	SALON EXTERIEURS ET JARDIN - MULHOUSE	1	11/3	13/3	2 512	2 512	50	0	0	1	77	1			P			545	8	1
München (D)																				
Ufi	Analytica	2	10/5	13/5	27 148	26 847	9 280	301		37	1 244	555	6	2	T	35 002	12 848	511	9	22
Ufi	AUTOMATICA	2	21/6	24/6	32 331	32 331	5 742	0		47	833	295			T	43 052	15 277	511	9	19
Ufi	BAUMA	3	11/4	17/4	420 746	134 950	72 157	285 796	136 171	58	3 425	2 153	38	25	T	583 736	237 099	511	9	5,19
Ufi	electronica	2	18/10	20/10	87 816	87 816	40 266	0		50	2 912	1 948	331	243	T	73 451	37 947	511	9	18
Ufi	eMove360° Europe + eCarTec Munich	1	8/11	11/11	5 799	5 679	1 987	120	60	25	267	109	1		T/P	5 145	508	546	9	16,18
Ufi	EXPO REAL - International Trade Fair for Property and Investment	1	4/10	6/10	34 912	34 912	7 143	0		29	1 768	411			T	34 865	10 368	511	9	5

(*) Please refer to each national definition given at the beginning of the report

2016 EVENTS BY CITY

	Interval Year	Opening date	Closing date	Space					Exhibitors					Visitors/Visits (*)			Organizer	Auditor	Industry sector		
				Rented Space (sq.m)					Exhibitors with their own stands			Represented firms		Admission for Trade/Public	Total						
				Total	Halls		Open air		from ... countries	Total	Foreign/International (*)	Total	Foreign/International (*)		Total	Foreign/International (*)					
					Total	Foreign/International (*)	Total	Foreign/International (*)													
München (D)																					
Ufi Approved Event	f.re.e – Fair for leisure and travel	1	10/2	14/2	25 928	25 928	6 016	0		65	1 184	499			P	126 339	2 527	511	9	3	
	FARBE, AUSBAU & FASSADE - Europe's trade fair for facade design & interior architecture	3	2/3	5/3	24 790	24 790	4 039	0		29	436	112			T	41 435	5 729	324	9	5	See note
Ufi Approved Event	IFAT	2	30/5	3/6	137 345	115 280	42 633	22 065	8 256	59	3 097	1 400			T	136 885	65 887	511	9	4, 5	
Ufi Approved Event	INHORGENTA MUNICH	1	12/2	15/2	24 154	24 154	6 811	0		33	921	396			T	26 116	7 957	511	9	25	
	Internationale Handwerksmesse/Garten München	1	24/2	1/3	32 823	32 823	4 422	0		34	991	177	4		T/P	130 527	2 272	324	9	19	
	Intersolar Europe / electrical energy storage Europe	1	22/6	24/6	38 175	38 175	18 965	0		46	1 063	624			T	45 018	21 914	312	9	9	
Ufi Approved Event	ispo	1	24/1	27/1	103 943	103 943	82 759	0		53	2 645	2 302			T	81 368	53 481	511	9	3	
Ufi Approved Event	LOPEC	1	5/4	7/4	1 395	1 395	583	0		18	148	70			T	2 095	970	511	9	18	
Ufi Approved Event	MAINTAIN	2	18/10	20/10	2 501	2 501	209	0		9	145	17			T	1 943	331	511	9	19	
	opti - The International Trade Show for Optics & Design	1	15/1	17/1	24 852	24 852	7 685	0		37	577	299			T	27 339	7 565	511	9	23	
Note: Event with changing venues																					
Namen (BE)																					
	Antica Namur	1	10/11	20/11	4 580	4 580	1 558	0	0	8	121	48			P	21 533	188	60		3, 12	
	Autonomies	2	21/4	24/4	2 770	2 770	253	0	0	4	97	10			T	7 435	59	60		22	
	Batireno	1	9/1	11/1	3 880	3 880	245	0	0	4	134	14			P	11 694	18	60		3, 5, 10	
	Bois & Habitat	1	18/3	21/3	5 365	5 365	411	0	0	6	186	23			P	17 436	107	60		3, 5, 10	
	Energie & Habitat	1	20/10	23/10	3 735	3 735	187	0	0	4	134	8			P	9 181	36	60		3, 5, 10	
	Saveurs & Métiers	2	24/1	26/1	3 461	3 461	193	0	0	5	152	9			T	4 530	97	60		2	
NANCY (F)																					
	BOIS ET ENERGIE - NANCY	1	15/3	17/3	12 788	12 788	2 040	0	0		412	160			T	4 608	236	105	7	10	
	FOIRE INTERNATIONALE - NANCY	1	27/5	6/6	23 226	23 226	840	0	0		458	42			P	80 250	0	343	7	27	
	FRANCE CE NANCY	1	4/10	4/10	312	312	16	0	0	3	48	3			T	358	0	156	8	4	
	HABITAT DECO - NANCY	1	3/3	7/3	5 698	5 698	39	0	0		229	2			P	19 992	0	343	7	12	
	HABITAT DECO & ANTIQUAIRES ET ART CONTEMPORAIN - NANCY	1	3/3	7/3	890	890	52	0	0		42	2			P	19 992	0	343	7	12	
	MARIAGE - NANCY	1	4/11	6/11	608	608	0	0	0		48	0			P	3 818	0	8	8	3	
	SALON DES VIGNERONS INDÉPENDANTS DE BORDEAUX ET D'AQUITAINE - NANCY	1	1/4	3/4	272	272	0	0	0		43	0			P	2 103	0	771	8	2	
NANTES (F)																					
	ART TO PLAY - NANTES	1	18/11	20/11	1 307	1 297	78	10	0	2	53	3			P	31 400	0	262	8	3	
	BIOGAZ EUROPE	1	27/1	28/1	2 036	2 036	678	0	0		215	82			T	2 049	111	105	7	10	
	CARREFOUR INTERNATIONAL DU BOIS	2	1/6	3/6	9 018	9 018	3 483	0	0	25	549	195			T	9 712	2 716	86	8	5	
	CREATIVA - NANTES	1	27/10	30/10	2 388	2 388	175	0	0	5	171	14			P	19 328	0	262	8	3	
	DISGROUP	1	6/10	7/10	675	675	36	0	0	3	75	4			T	176	0	325	8	2	
	DRONE EXPERIENCE - NANTES	1	16/9	17/9	483	483	0	0	0	1	47	1	26	26	T/P	3 503	0	262	8	21	
	FOIRE INTERNATIONALE - NANTES	1	1/4	11/4	30 646	16 650	548	13 996	114	14	585	27	159	0	P	67 244	0	262	8	27	
	FORMATIONS ARTISTIQUES ET COMMUNICATION - NANTES	1	26/2	27/2	255	255	9	0	0	1	29	1			P	1 734	0	346	8	8	
	FRANCE CE NANTES	2x1	17/3	18/3	1 039	1 039	7	0	0	2	160	2	9	0	T	1 799	0	156	8	4	
	FRANCE CE NANTES	2x1	15/9	16/9	921	921	21	0	0	3	127	6	10	0	T	1 229	0	156	8	4	
	HABITAT DÉCO - NANTES	1	11/11	13/11	7 417	7 417	9	0	0	1	351	1	74	0	P	22 969	0	262	8	12	
	INDUSTRIE ET SOUS-TRAITANCE - NANTES	2	15/3	17/3	6 652	6 652	84	0	0	6	517	10			T	5 878	116	262	8	19	
	LYCEEN ET ETUDIANT - NANTES	1	25/11	26/11	2 066	2 066	81	0	0	3	194	5			P	27 303	0	346	8	8	
	MOBILIER - NANTES	1	7/2	9/2	4 878	4 878	2 238	0	0	5	67	29			T	1 975	141	262	8	12	
	NANTES PADDLE EXPERIENCE	1	18/9	18/9	235	0	0	235	0	0	9	0			P	265	0	262	8	3	

(*) Please refer to each national definition given at the beginning of the report

2016 EVENTS BY CITY

	Interval Year	Opening date	Closing date	Space					Exhibitors					Visitors/Visits (*)			Organizer	Auditor	Industry sector	
				Rented Space (sq.m)					Exhibitors with their own stands			Represented firms		Admission for Trade/Public	Total					
				Total	Halls		Open air		from ... countries	Total	Foreign/International (*)	Total	Foreign/International (*)		Total	Foreign/International (*)				
					Total	Foreign/International (*)	Total	Foreign/International (*)												
NANTES (F)																				
	1	12/2	14/2	2 411	2 411	57	0	0	5	71	5			P	9 465	0	262	8	3	
	1	20/4	23/4	1 174	1 174	208	0	0	9	113	21			P	9 564	0	12	8	3	
	1	10/1	10/1	3 144	3 144	0	0	0	0	207	0			P	7 920	0	459	7	26	
	1	11/11	13/11	1 414	1 414	0	0	0	0	126	0			P	5 488	0	262	8	25	
	1	18/9	19/9	1 314	1 314	306	0	0	11	125	29			T	855	0	158	7	2	
	1	7/10	9/10	1 850	1 850	39	0	0		203	4			P	16 731	0	698	7	27	
	1	26/2	28/2	2 352	2 352	0	0	0	0	458	0			P	36 834	0	23	8	3	
	1	7/10	10/10	15 123	0	0	15 123	0	0	12	0			P	5 423	0	262	8	26	
	1	18/3	20/3	470	470	0	0	0	0	45	0			P	1 050	0	137	7	2	
	1	18/11	21/11	1 890	1 890	0	0	0	0	182	0			P	16 542	0	329	8	2	
NAPOLI (I)																				
	1	17/6	26/6	6 170	5 916	24	254	24	11	168	5	17	6	P	31 160	3 601	540	5	27	
NEVERS (F)																				
	1	12/3	20/3	7 652	5 239	107	2 413	66	8	244	9			P	61 489	0	558	8	27	
	1	5/11	7/11	1 771	1 701	0	70	0	0	117	0			P	6 748	0	558	8	12	
	1	11/11	13/11	540	540	0	0	0	0	48	0			P	6 663	0	558	8	2	
	1	19/11	20/11	886	886	0	0	0	0	66	0			P	3 004	0	558	8	3	
NICE (F)																				
	2	31/1	3/2	3 799	3 799	493	0	0	9	154	22	39	22	T	11 915	250	557	8	2	
	1	2/9	4/9	541	541	100	0	0	6	56	8			P	11 899	0	557	8	11	
	1	14/1	16/1	3 720	3 720	544	0	0		200	22			T	15 468	0	567	7	12	
	1	5/3	14/3	17 793	11 054	1 128	6 739	112	17	468	48	309	106	P	90 101	240	557	8	27	
	1	8/10	9/10	1 332	1 332	9	0	0		110	1			P	7 164	0	458	7	3	
	1	12/2	14/2	966	966	0	0	0	0	159	0			P	6 811	0	772	8	2	
NİĞDE (TR)																				
	1	1/9	4/9		16 000	0				120	0		0	T/P	55 000	0	88	16	1	
NIMES (F)																				
	1	3/12	11/12	1 074	1 074	0	0	0	0	48	0			P	3 890	0	133	8	3	
	1	1/4	4/4	531	531	24	0	0	3	65	3			P	6 592	0	133	8	25	
	1	5/11	13/11	1 795	1 795	0	0	0	0	169	0			P	19 505	0	133	8	3	
	1	4/3	7/3	1 448	1 448	40	0	0		164	4			P	11 008	0	340	7	22	
NIORT (F)																				
	1	19/11	19/11	462	462	0	0	0	0	70	0			P	3 789	0	346	8	8	
	1	1/3	1/3	350	350	4	0	0	1	65	1			T	318	0	156	8	4	
Nizhny Novgorod (RU)																				
	1	21/9	23/9	5 264	3 129	110	2 135	0	7	94	6	2	0	T	7 148	71	559	13	19	
	1	17/5	20/5	1 352	722	59	630	63	9	94	12	26	2	T/P	8 880	180	559	13	10	
	1	17/5	20/5	1 525	968	116	557	190	11	116	15	29	3	T			559	13	5	
Novokuznetsk (RU)																				
	1	7/6	10/6	12 118	5 800	1 642	6 318	1 016	25	526	133	0	0	T	27 126	1 130	440		9	
Novosibirsk (RU)																				
	2	13/4	15/4	142	142		0	0	1	18		5	0	T	381	2	603		10	
	1	17/5	19/5	266	266	6	0	0	2	53	1	22	0	T	1 554	9	416		22	
	1	9/2	12/2	3 057	3 057	116	0	0	6	214	6	30	1	T	10 354	146	416		5	

(*) Please refer to each national definition given at the beginning of the report

2016 EVENTS BY CITY

	Interval Year	Opening date	Closing date	Space						Exhibitors						Visitors/Visits (*)				Organizer	Auditor	Industry sector		
				Rented Space (sq.m)						Exhibitors with their own stands			Represented firms			Admission for Trade/Public								
				Total	Halls		Open air		from ... countries	Total	Foreign/International (*)	Total	Foreign/International (*)	Total	Foreign/International (*)	Total	Foreign/International (*)							
					Total	Foreign/International (*)	Total	Foreign/International (*)																
Novosibirsk (RU)																								
Ufi Kazantsev SITT - 2016	1	14/4	16/4	502	502	134	0	0	14	137	27	0	0	T	1 567	14	416			3				
Nürnberg (D)																								
BIOFACH / VIVANESS	1	10/2	13/2	41 964	41 964	23 956	0		79	2 575	1 782			T	48 533	22 796	563	9	2,22					
BrauBeviale	1	8/11	10/11	44 845	44 845	19 512	0		52	1 115	533			T	37 923	16 682	563	9	2					
Chillventa	2	11/10	13/10	42 735	42 735	23 342	0		44	981	663			T	32 206	18 294	563	9	5					
CO-REACH	1	29/6	30/6	4 190	4 190	370	0		9	228	25			T	5 555	282	563	9	21					
embedded world	1	23/2	25/2	23 716	23 716	8 611	0		37	939	465			T	30 063	9 980	563	9	18					
Enforce Tac	1	2/3	3/3	2 049	2 049	832	0		19	151	79			T	2 759	1 078	563	9	21					
EUROGUSS	2	12/1	14/1	16 290	16 290	8 143	0		33	578	312			T	12 032	4 440	563	9	19					
FachPack	1	27/9	29/9	58 390	58 390	13 739	0		42	1 542	498			T	41 014	10 306	563	9	11					
FeuerTRUTZ	1	16/3	19/3	3 950	3 950	367	0		9	244	25			T	6 397	400	563	9	19					
GaLaBau	2	17/2	18/2	62 956	62 956	13 129	0		37	1 320	336			T	64 138	6 473	563	9	5					
HOLZ-HANDWERK / FENSTERBAU FRONTALE	2	14/9	17/9	95 718	95 718	26 657	0		40	1 288	480			T	110 581	34 889	563	9	5					
IFH/INTHERM	2	5/4	8/4	38 778	38 778	4 938	0		19	633	99			T	42 622	597	324	9	5,9					
Insights-X	1	6/10	9/10	10 151	10 151	4 584	0		32	268	145			T	5 087	2 153	699	9	11					
Interzoo	2	26/5	29/5	60 227	60 227	42 519	0		61	1 818	1 497			T	39 075	27 399	782	9	3					
it-sa – The IT Security Expo and Congress	1	18/10	20/10	6 735	6 735	945	0		19	489	112			T	10 181	573	563	9	7					
IWA OutdoorClassics	1	4/3	7/3	52 031	51 981	35 712	50	50	56	1 455	1 143			T	45 530	26 643	563	9	3					
PCIM Europe	1	10/5	12/5	11 670	11 670	4 784	0		26	436	230	93	76	T	10 053	4 002	497	9	18					
Perimeter Protection	2	12/1	14/1	4 332	4 332	1 033	0		14	100	30			T	2 771	666	563	9	7,18					
POWTECH	1	19/4	21/4	27 544	27 544	8 094	0		31	891	321			T	16 284	5 712	563	9	17,26					
SENSOR + TEST	1	10/5	12/5	8 688	8 688	2 221	0		33	586	216			T	8 656	2 164	38	9	19					
SMT / HYBRID / PACKAGING	1	26/4	28/4	12 508	12 508	2 102	0		28	420	154	36	26	T	15 104	4 298	495	9	18					
Spielwarenmesse	1	27/1	1/2	107 783	107 783	60 639	0		66	2 783	2 044			T	70 283	40 870	699	9	3					
SPS/IPC/DRIVES	1	22/11	24/11	73 767	73 767	12 246	0		44	1 605	528	247	99	T	63 291	15 352	496	9	18					
Werkstätten:Messe	1	14/4	17/4	6 168	6 168	196	0		6	185	7			T/P	17 696	14	563	9	27					
Oberwart (AT)																								
Genuss Burgenland	1	5/11	6/11	1 690	1 690	62	0	0	4	137	8	0	0	P	6 560		124	1	2					
Offenbach (D)																								
Ufi Kazantsev I.L.M. Summer Styles – International Leather Goods Fair	1	10/9	12/9	12 881	12 881	5 715	0		23	261	135			T	5 424	1 560	512	9	25					
Ufi Kazantsev I.L.M. Winter Styles – International Leather Goods Fair	1	27/2	29/2	12 908	12 908	5 944	0		21	264	142			T	6 037	1 629	512	9	25					
Offenburg (D)																								
Badische Weinmesse - Regional Wine Exhibition	1	7/5	8/5	1 107	1 107	20	0		3	110	3			P	4 671	177	513	9	27					
OBERRHEIN-MESSE - Consumer goods fair	1	24/9	3/10	19 141	9 799	819	9 342	24	12	477	32			P	66 061		513	9	27					
ORANGE (F)																								
PRINCE D'ORANGE - MARCHÉ DE L'HISTOIRE - ORANGE	1	16/4	17/4	1 262	1 262	388	0	0		87	21			P	1 636	0	162	7	3					
ORLEANS (F)																								
ANTIQUITES - ORLEANS	1	11/3	14/3	2 137	2 137	42	0	0	3	112	3			P	4 838	0	570	8	3					
BIO - ORLEANS	1	18/3	20/3	701	701	402	0	0		74	43			P	6 365	0	570	7	27					
FOIRE EXPOSITION - ORLEANS	1	15/4	24/4	14 439	8 028	147	6 411	0	6	318	7			P	76 023	0	570	8	27					
FRANCE CE ORLEANS	1	4/10	4/10	334	334	0	0	0	0	57	0	2	0	T	244	0	156	8	4					
GASTRONOMIE ET VINS - ORLEANS	1	18/11	21/11	2 846	2 846	18	0	0	1	205	1			P	22 544	0	570	8	2					
HABITAT & DECORATION - ORLEANS	1	23/9	26/9	5 698	5 504	0	194	0	0	256	0			P	11 865	0	570	8	12					
LYCEE ETUDIANT - ORLEANS	1	26/11	26/11	627	627	0	0	0	0	65	0			P	4 135	0	346	8	8					

(*) Please refer to each national definition given at the beginning of the report

2016 EVENTS BY CITY

	Interval Year	Opening date	Closing date	Space					Exhibitors					Visitors/Visits (*)			Organizer	Auditor	Industry sector	
				Rented Space (sq.m)					Exhibitors with their own stands			Represented firms		Admission for Trade/Public	Total					
				Total	Halls		Open air		from ... countries	Total	Foreign/International (*)	Total	Foreign/International (*)		Total	Foreign/International (*)				
ORLEANS (F)																				
TERRE NATURELLE - ORLEANS	1	15/10	17/10	1 082	1 082	63	0	0	2	117	2			P	5 971	0	570	8	27	
VINS DE FRANCE - ORLEANS	1	12/2	14/2	734	734	0	0	0	0	88	0			P	4 769	0	137	7	2	
Ostróda (PL)																				
AMIA	1	6/9	9/9	844	744	0	100	0	1	38	0			P		incl. in MTM	260	4	12	
Asia Trade Knowhow	1	22/9	24/9	1 501	1 501	702	0	0	14	79	38			T	2 000		260	4	4	
BeautySpaFashion	1	22/10	23/10	1 230	1 230	0	0	0	1	57	0			P	845		260	4	3	
Energy Expo	1	24/10	25/10	514	514	102	0	0	1	37	8			P	1 250		260	4	9	
Fabulous Santa Claus	1	10/12	11/12	944	944	0	0	0	1	63	0			P	9 269		260	4	27	
Force and Health Festival	1	1/10	2/10	147	147	0	0	0	1	30	0			P	462		260	4	3	
Green Arena spring	1	19/3	20/3	528	528	0	0	0	1	44	0			P	3 598		260	4	3	
Green Arena autumn	1	15/10	16/10	389	389	0	0	0	1	47	0			P	2 000		260	4	3	
HUBERTUS ARENA	1	7/10	9/10	2 231	2 191	14	40	0	2	135	2			P	9 502		260	4	3	
Mazury Horeca	1	13/5	14/5	1 984	544	60	1 440	0	1	118	3			P	3 009		260	4	2	
MTM	1	6/9	9/9	3 939	3 939	66	0	0	2	48	2			T	10 121		260	4	12	
Prodefense	1	2/6	5/6	1 300	880	24	420	0	2	55	1			P	24 917		260	4	3	
Your House, Your Garden	1	9/4	10/4	935	935	0	0	0	1	61	0			P	7 087		260	4	5	
Zagroda	1	13/2	14/2	2 007	2 007	0	0	0	1	33	0			P	36 812		260	4	1	
Vital Sport	1	17/9	18/9	5 433	5 433	0	0	0	1	30	0			P	1 393		260	4	3	
Oulu (SF)																				
Construction Fair Oulu 2016	1	15/4	17/4	3 201	3 171		30		1	186		3		T/P	8 338		562	12	5	
Northern Industry Fair 2016	2	25/5	26/5	6 807	4 684		2 123		4	366		2		T	3 506		259	12	19	
OULX (TO) (I)																				
BOSTER	2	16/9	18/9	7 728	387	65	7 341	1 150	16	85	3	54	32	T/P	6 121	142	583	5	1	
Ourense (E)																				
FUNERGAL - FERIA INTERNACIONAL DE PRODUCTOS Y SERVICIOS FUNERARIOS	2	11/11	12/11	4 279	3 523	1 519	0	0	11	109	38	0	0	T	2 244	146	316	11	4	
TERMATALIA - FERIA INTERNACIONAL DEL TURISMO TERMAL, SALUD Y BIENESTAR	1	29/9	1/10	2 937	1 349	908	0	0	32	196	149	0	0	T/P	2 186	212	316	11	6,22	
XANTAR - SALÓN INTERNACIONAL DE TURISMO GASTRONÓMICO	1	3/2	7/2	4 585	3 695	729	52	0	10	169	47	0	0	T/P	2 022	172	316	11	2,6	
PADOVA (I)																				
AUTO E MOTO D'EPOCA	1	20/10	23/10	41 253	34 157	2 588	7 096	259	8	829	92	0	0	T/P	52 441	6 427	322	5	16	
CAMPIONARIA	1	16/5	24/5	18 479	15 613	1 164	2 866	0	20	397	44	110	5	P			574	5	1	
FLORMART	1	9/9	11/9	5 049	4 214	473	835	103	12	201	31	0	0	T			574	5	1	
PARIS (F)																				
ALL4PACK	1	14/11	17/11	45 065	45 065	16 795	0	0	38	1 173	529	247	202	T	31 297	9 365	156	8	19	
ANALYSE INDUSTRIELLE	1	30/3	31/3	893	893	425	0	0	6	60	25			T	896	144	109	8	19	
APPAREL SOURCING PARIS	2x1	15/2	18/2	2 196	2 196	2 187	0	0	11	203	202			T			506	8	25	
APPAREL SOURCING PARIS	2x1	12/9	15/9	5 811	5 811	5 811	0	0	11	545	545			T			506	8	25	
ART PARIS ART FAIR	1	31/3	3/4	6 007	6 007	2 529	0	0		143	62			T/P	42 187	0	59	7	3	
ATRIUM CULTUREL	1	30/5	30/5	120	120	0	0	0	0	42	0			T	116	0	450	7	4	
AUTONOMIC PARIS	2	8/6	10/6	5 268	5 268	274	0	0		297	18			T/P	12 008	245	15	7	22	
BABY COOL EVENT PARIS	1	3/9	5/9	6 543	6 543	2 356	0	0	8	129	52			T	1 581	186	549	8	13	
BIJORHCA	2x1	23/1	26/1	4 307	4 307	2 423	0	0	33	374	189	24	13	T	12 018	3 585	630	8	25	
BIJORHCA PARIS	1	22/1	25/1	4 307	4 307	2 423	0	0		374	189	24	13	T	12 018	3 585	630	8	25	
BIJORHCA PARIS	2x1	2/9	5/9	5 210	5 210	2 840	0	0	37	444	232	43	16	T	11 489	3 245	630	8	25	
BLOSSOM - PREMIERE VISION	1	6/7	7/7	669	669	513	0	0	8	64	48			T	861	148	601	7	25	

(*) Please refer to each national definition given at the beginning of the report

2016 EVENTS BY CITY

	Interval Year	Opening date	Closing date	Space					Exhibitors					Visitors/Visits (*)			Organizer	Auditor	Industry sector	
				Rented Space (sq.m)					Exhibitors with their own stands			Represented firms		Admission for Trade/Public	Total	Foreign/ International (*)				
				Total	Halls		Open air		from ... countries	Total	Foreign/ International (*)	Total	Foreign/ International (*)							
	Total	Foreign/ International (*)	Total	Foreign/ International (*)		Total	Foreign/ International (*)	Total	Foreign/ International (*)		Total	Foreign/ International (*)								
PARIS (F)																				
CHEVAL - PARIS	1	26/11	4/12	12 417	12 417	1 786	0	0	10	252	39			P	96 252	0	156	8	3	
CHOCOLAT - PARIS	1	28/10	1/11	3 488	3 488	1 286	0	0	28	223	73			P	110 223	0	245	8	2	
CLUB EXPO JARDILAND - PARIS	1	19/10	20/10	2 064	2 064	311	0	0		150	26			T	846	0	419	7	1	
CONGRÈS DES AUDIOPROTHÉSISTES	1	18/3	20/3	2 036	2 036	51	0	0	3	56	5			T	2 869	287	347	8	22	
CREATIONS & SAVOIR-FAIRE	1	16/11	20/11	3 342	3 342	349	0	0	11	257	32	4	2	P	48 770	0	156	8	12	
DENIM PREMIÈRE VISION	2x1	2/11	3/11	3 809	3 809	3 716	0	0	17	76	72			T	2 317	1 801	601	7	25	
DESTINATION NATURE, LE SALON DES NOUVELLES RANDONNÉES	1	17/3	20/3	2 051	2 051	228	0	0	15	299	36			P	46 522	0	624	8	3	
DOCUMATION	1	6/4	7/4	1 268	1 268	100	0	0	9	133	17			T	2 565	214	630	8	21	
E-COMMERCE PARIS	1	12/9	14/9	4 866	4 866	681	0	0	19	373	68			T	20 795	2 023	156	8	4	
EDUCATEC EDUCATICE	1	9/3	11/3	3 995	3 995	266	0	0		192	9			T	9 000	352	780	7	8	
E-MARKETING PARIS	1	12/4	14/4	3 086	3 086	303	0	0		304	13			T	17 300	573	780	7	4	
ENOVA PARIS (CARREFOUR DE L'ÉLECTRONIQUE, MESUREXPOVISION, OPTO, RF&HYPER)	1	14/9	15/9	2 851	2 851	255	0	0	12	208	24	38	24	T	4 296	236	331	8	19	
EQUIP BAIE	1	15/11	18/11	17 433	17 433	6 056	0	0	20	365	128			T	21 374	2 216	630	8	5	
EQUIP HOTEL	2	6/11	10/11	44 561	44 561	13 219	0	0	39	1 372	407	43	1	T	62 463	11 372	630	8	2	
EQUIPBAIE	2	15/11	18/11	17 433	17 433	6 056	0	0	20	365	128			T	21 374	2 216	630	8	5	
EQUIPMAG	2	12/9	14/9	9 241	9 241	1 778	0	0	17	423	86	13	4	T			156	8	4	
ESPRITMEUBLE	1	3/12	6/12	24 166	24 166	12 788	0	0		172	96			T	10 120	1 772	236	7	12	
ETUDES ET METIERS D'AVENIR PARIS	1	10/12	11/12	363	363	18	0	0	1	38	2			P	5 967	0	346	8	8	
EUROPAIN & INTERSUC	2	5/2	9/2	19 576	19 576	6 062	0	0	24	477	146	13	11	T	45 546	12 424	330	8	2	
EUROSATORY	2	13/6	17/6	69 977	44 951	27 169	25 027	11 949	57	1 571	1 011			T	57 024	26 072	153	8	7	
EXPOPROTECTION	2	7/11	9/11	21 377	21 118	8 711	259	109	35	742	319			T	24 546	4 798	630	8	7	
FAIRE CONSTRUIRE SA MAISON	1	9/9	11/9	2 164	2 164	48	0	0	3	88	3			P	21 263	0	578	8	15	
FÊTE DE LA COURTOISIE	1	12/6	12/6	960	960	0	0	0	0	247	0			P	2 401	0	620	7	3	
FIAC	1	20/10	23/10	9 334	9 334	6 805	0	0	23	207	142			T/P	51 093	0	630	8	3	
FOIRE DE PARIS	1	29/4	8/5	68 258	67 874	9 598	385	15	53	2 136	504	677	371	P	467 252	0	156	8	27	
FOIRE DE PARIS HORS-SÉRIE MAISON (EX FOIRE D'AUTOMNE)	1	21/10	30/10	9 553	9 553	857	0	0	19	354	54			P	109 649	0	156	8	27	
FORUM HORIZONS MAROC - PARIS	1	24/1	24/1	516	516	516	0	0		41	41			P	1 961	1 961	40	7	8	
FRANCHISE EXPO PARIS	1	20/3	23/3	10 115	10 115	1 636	0	0	27	525	95			T	35 082	2 904	630	8	4	
FROMAGE ET PRODUITS LAITIERS	2	28/2	2/3	2 354	2 354	438	0	0	11	190	49			T	6 535	1 157	156	8	2	
GALEC	1	2/2	3/2	5 410	5 410	0	0	0	0	512	0			T	1 799	0	317	7	4	
IFTM TOP RESA - PARIS	1	20/9	23/9	10 603	10 603	4 051	0	0	80	481	195	18	1	T	23 026	2 735	630	8	3	
ILEARNING FORUM	1	26/1	27/1	722	722	54	0	0		66	6			T	4 500	675	625	7	8	
IMMOBILIER - PARIS	1	7/10	9/10	825	825	87	0	0	3	63	7			P	7 426	69	156	8	15	
INDUSTRIE PARIS	2	4/4	8/4	25 955	25 955	4 120	0	0	18	679	149			T	17 560	1 710	332	8	19	
INTELLIGENT BUILDING SYSTEMS	1	8/11	9/11	1 772	1 772	168	0	0	8	176	17			T	5 088	546	374	8	5	
INTERFILIERE - PARIS	2x1	23/1	25/1	3 017	3 017	2 420	0	0	24	152	116	6	3	T	8 246	5 212	242	8	25	
INTERROUTE & VILLE	1	14/6	16/6	3 336	3 336	343	0	0	12	156	20	3	2	T	5 858	557	156	8	26	
IT PARTNERS	1	9/3	10/3	3 590	3 590	473	0	0	15	258	48			T	7 365	34	630	8	21	
JEC WORLD COMPOSITES SHOW	1	8/3	10/3	26 723	26 723	20 949	0	0		1 114	873			T	20 331	15 060	422	7	19	
L'AIGUILLE EN FÊTE	1	4/2	7/2	2 290	2 290	345	0	0		207	38			P	24 675	500	172	7	3	
L'AIGUILLE EN FÊTE VERSION PRO	1	28/2	1/3	1 048	1 048	465	0	0		53	19			T	2 127	136	172	7	3	
LE CARROUSEL DES MÉTIERS D'ART ET DE CRÉATION - PARIS	2	1/12	4/12	1 814	1 814	28	0	0		260	5			P	30 904	0	143	7	3	

(*) Please refer to each national definition given at the beginning of the report

2016 EVENTS BY CITY

	Interval Year	Opening date	Closing date	Space					Exhibitors					Visitors/Visits (*)			Organizer	Auditor	Industry sector	
				Rented Space (sq.m)					Exhibitors with their own stands			Represented firms		Admission for Trade/Public	Total					
				Total	Halls		Open air		from ... countries	Total	Foreign/ International (*)	Total	Foreign/ International (*)		Total	Foreign/ International (*)				
					Total	Foreign/ International (*)	Total	Foreign/ International (*)												
PARIS (F)																				
LE MONDIAL DU TATOUAGE	1	4/3	6/3	1 920	1 920	1 380	0	0		367	269			P	29 046	0	452	7	3	
LE SALON DU BIEN ÊTRE MÉDECINE DOUCE & THALASSO	1	4/2	8/2	2 673	2 673	194	0	0		310	24			P	32 604	0	698	7	14	
LE SALON DU MARIAGE - MARIONS NOUS	2x1	17/9	18/9	2 904	2 904	48	0	0		256	5			P	39 257	0	458	7	25	
LES RENCONTRES PGC - FLS ET BIO	1	21/6	22/6	7 000	7 000	0	0	0	0	262	0			P	2 490	0	317	7	3	
LIVRE	1	17/3	20/3	12 526	12 526	2 314	0	0	35	956	229			P	113 863	0	630	8	3	
LOSANGEXPO	1	5/11	6/11	3 651	3 651	339	0	0	5	88	10			T	6 350	0	182	8	2	
M.A.D.E (MARQUES ASSOCIÉES DISTRIBUTION EVENT - EX MDD EXPO)	1	30/3	31/3	6 000	6 000	1 856	0	0	23	500	177			T	3 486	534	332	8	2	
MADE IN FRANCE PREMIÈRE VISION	1	6/4	7/4	786	786	0	0	0	0	104	0			T	2 353	80	601	7	25	
MAISON&OBJET	2x1	22/1	26/1	119 784	119 784	80 865	0	0	57	2 636	1 478	290	157	T	136 277	65 738	656	8	12	
MAKEUP IN PARIS	1	9/6	10/6	1 814	1 814	1 340	0	0		137	94			T	3 063	782	103	7	14	
MAP PRO - LE MONDE A PARIS (EX MIT INTERNATIONAL)	1	20/9	21/9	1 413	1 413	114	0	0	9	357	26	19	2	T			630	8	3	
MARJOLAINE	1	5/11	13/11	6 050	6 050	366	0	0		564	36			P	66 135	0	698	7	10	
MARKETING POINT DE VENTE	2	5/4	7/4	5 039	5 039	1 112	0	0	15	222	42			T	7 805	838	630	8	4	
MIDEST	1	6/12	9/12	16 457	16 457	5 938	0	0	34	1 187	505	85	13	T	22 084	3 316	630	8	19	
MOBILITY FOR BUSINESS	1	8/11	9/11	985	985	114	0	0	5	113	9			T	2 005	104	535	8	21	
MONDIAL BODY FITNESS FORM/EXPO	1	18/3	20/3	6 220	6 220	1 718	0	0	14	111	32			T	39 579	812	630	8	14	
MUSICORA	1	5/2	7/2	1 595	1 595	116	0	0		119	15			T/P	7 820	0	550	8	3	
NAUTIC - PARIS	1	3/12	11/12	37 888	37 888	7 466	0	0	32	644	133	846	387	P	202 730	0	630	8	3	
PACK & GIFT	1	15/6	16/6	1 970	1 970	640	0	0		155	53			T	2 665	258	379	7	11	
PARASITEC	4	16/11	18/11	1 774	1 774	668	0	0		98	53			T	2 714	1 033	584	7	10	
PARIS BRIDAL FAIR	1	16/4	18/4	2 754	2 754	927	0	0	14	73	31			T	1 925	345	556	8	25	
PARIS GAMES WEEK	1	27/10	31/10	22 295	22 295	1 102	0	0	9	162	22			P	198 791	0	156	8	3	
PARIS PHILEX	2	19/5	22/5	1 475	1 475	171	0	0		70	13			P	15 473	0	150	7	3	
PARIS PHOTO	1	10/11	13/11	6 645	6 645	4 261	0	0	28	178	117			T/P	63 382	0	630	8	3	
PARIZZA	1	14/3	15/3	1 296	1 296	215	0	0	2	59	15	7	0	T	2 901	164	630	8	2	
PATRIMOINE CULTUREL	1	3/11	6/11	2 941	2 941	474	0	0	9	340	41			T/P	14 348	315	84	8	3	
PHARMAPACK EUROPE	1	10/2	11/2	3 051	3 051	1 956	0	0		382	247			T	4 310	2 083	749	7	22	
PLONGEE SOUS-MARINE	1	8/1	11/1	4 040	4 040	941	0	0		367	124			P	21 233	0	368	7	3	
PREMIERE CLASSE	2x1	4/3	7/3	2 876	2 876	1 825	0	0	33	406	260			T	10 996	6 707	786	8	25	
PREMIERE VISION ACCESSORIES	2x1	16/2	18/2	5 951	5 951	5 025	0	0	21	284	242			T	28 199	19 023	597	7	25	
PREMIERE VISION DESIGNS	2x1	16/2	18/2	2 560	2 560	2 266	0	0	19	220	180			T	14 535	10 786	598	7	25	
PREMIERE VISION LEATHER	2x1	16/2	18/2	6 103	6 103	5 011	0	0	23	269	215			T	16 962	10 957	600	7	25	
PREMIERE VISION MANUFACTURING	2x1	16/2	18/2	1 993	1 993	1 936	0	0	13	137	131			T	7 926	5 226	615	7	25	
PREMIERE VISION PARIS	2x1	16/2	18/2	31 774	31 774	28 502	0	0	32	777	681			T	48 426	35 448	599	7	25	
PREMIERE VISION PARIS	2x1	13/9	15/9	52 995	52 995	47 041	0	0		1 876	1 619			T	56 340	41 041	599	7	25	
PREMIERE VISION YARNS	2x1	16/2	18/2	936	936	907	0	0	14	36	34			T	incl. in Première Vision Paris		602	7	25	
REEDUCA PARIS	1	16/9	18/9	5 328	5 328	428	0	0	11	142	15			T	6 320	325	630	8	22	
RENCONTRES ÉTUDIANTS BANQUE FINANCE ASSURANCES - PARIS	1	3/12	3/12	80	80	4	0	0	1	20	1			P	1 235	0	346	8	8	
RENCONTRES UNIVERSITÉS ENTREPRISES (RUE)	1	24/3	25/3	1 375	1 375	0	0	0	0	76	0			T	3 255	0	345	7	8	
RETROMOBILE	1	3/2	7/2	24 639	24 639	5 745	0	0	16	506	100			P	107 179	0	156	8	3	
RTS EMBEDDED SYSTEMS - M TO M ET OBJETS CONNECTÉS	1	23/3	24/3	1 277	1 277	144	0	0	8	103	17			T	3 757	126	109	8	21	

(*) Please refer to each national definition given at the beginning of the report

2016 EVENTS BY CITY

	Interval Year	Opening date	Closing date	Space					Exhibitors					Visitors/Visits (*)			Organizer	Auditor	Industry sector	
				Rented Space (sq.m)					Exhibitors with their own stands			Represented firms		Admission for Trade/Public	Total	Foreign/ International (*)				
				Total	Halls		Open air		from ... countries	Total	Foreign/ International (*)	Total	Foreign/ International (*)							
					Total	Foreign/ International (*)	Total	Foreign/ International (*)												
PARIS (F)																				
RUNDISNEY HEALTH AND FITNESS EXPO - DISNEYLAND PARIS	1	22/9	25/9	530	530	153	0	0	5	35	15			P	13 624	0	191	8	3	
ufi S.I.A - SALON INTERNATIONAL DE L'AGRICULTURE	1	27/2	6/3	40 546	40 546	2 654	0	0	20	973	57			T/P	541 077	28 946	156	8	27	
SAGASDOM - PARIS	1	12/2	15/2	1 369	1 369	432	0	0	7	76	25			P	11 885	0	557	8	2	
SALON ADMISSION POST BAC IDF	1	8/1	9/1	2 768	2 768	0	0	0	0	146	0			P	35 181	0	345	7	8	
SALON D'AUTOMNE	1	12/10	16/10	3 191	3 191	1 083	0	0		877	269			P	30 000	0	689	7	3	
SALON DE LA COPROPRIÉTÉ	1	23/11	24/11	2 255	2 255	30	0	0	3	176	3	13	0	T	6 539	30	156	8	15	
SALON DE LA PHOTO - PARIS	1	10/11	14/11	6 091	6 091	766	0	0	12	172	28			P	58 183	1 599	156	8	3	
SALON DE LA RENOVATION - PARIS	1	29/1	1/2	1 850	1 850	72	0	0	1	81	1			P	34 834	0	578	7	12	
SALON DE L'ETUDIANT SPECIAL SANTE, SOCIAL ET PARAMEDICAL - PARIS	1	10/12	11/12	621	621	54	0	0	2	52	6			P	7 879	0	346	8	8	
SALON DES SOLIDARITÉS	2	19/5	21/5	2 016	2 016	342	0	0		194	34			P	21 059	0	80	7	3	
SALON MONDIAL DU TOURISME	1	17/3	20/3	3 408	3 408	627	0	0	33	400	120			P	49 199	0	156	8	3	
SALON MOTO LEGENDE	1	18/11	20/11	5 966	5 804	540	162	0	8	293	23			P	17 569	0	213	8	26	
SALON PARI FERMIER DE PRINTEMPS	1	25/3	27/3	459	459	0	0	0	0	74	0			T/P	6 425	0	43	7	2	
SALON PHILATÉLIQUE D'AUTOMNE	1	3/11	6/11	1 336	1 336	234	0	0		80	22			P	12 106	0	150	7	3	
SALON SPECIAL GRANDES ECOLES - PARIS	1	10/12	11/12	1 680	1 680	81	0	0	5	177	8			P	14 865	0	346	8	8	
SALON STUDYRAMA DES MASTERS 1 ET 2, MS ET MBA	2x1	12/3	12/3	936	936	99	0	0		97	11			P	7 256	0	348	7	8	
SALON SUGAR PARIS	1	11/3	13/3	632	632	104	0	0	7	59	8			P	8 952	0	328	8	2	
SALONS CE DISNEYLAND PARIS	1	12/5	13/5	602	602	3	0	0	1	99	1	9	0	T	1 438	0	156	8	4	
SALONS CE PARIS	2x1	9/2	11/2	2 802	2 802	17	0	0	4	294	4	13	0	T	5 569	0	156	8	4	
SALONS CE PARIS & LOISIR EXPO	1	20/9	22/9	3 198	3 198	33	0	0	6	363	9	29	0	T	5 420	0	156	8	4	
SALONS SOLUTIONS	1	20/9	22/9	1 875	1 875	28	0	0	3	164	3			T	4 031	283	395	8	21	
SANDWICH & SNACK SHOW	1	14/3	15/3	5 367	5 367	748	0	0	12	287	48	17	1	T	9 622	821	630	8	2	
SATIS	1	15/11	17/11	1 773	1 773	307	0	0	8	115	21	30	15	T	7 757	490	630	8	21	
SAVEURS DES PLAISIRS GOURMANDS	1	2/12	5/12	2 795	2 795	277	0	0	8	269	20			P	28 353	0	698	8	2	
SAVEURS DES PLAISIRS GOURMANDS	1	2/12	5/12	2 795	2 795	277	0	0	8	269	20			P	28 353	0	698	8	2	
SIAL	2	16/10	20/10	136 183	136 183	114 814	0	0	111	6 913	6 048	108	81	T	155 692	107 751	676	8	2	
SIAL - IPA	1	16/10	20/10	136 183	136 183	114 814	0	0	111	6 913	6 048	108	81	T	155 692	107 751	156	8	2	
SIEC	1	15/6	16/6	3 610	3 610	163	0	0		106	14			T	6 851	165	169	7	15	
ufi SIL - LINGERIE - PARIS	1	23/1	25/1	9 953	9 953	6 967	0	0	33	354	274			T	14 608	8 668	242	8	25	
ufi SILMO	1	23/9	26/9	35 757	35 757	21 467	0	0	42	923	707			T	33 237	18 622	156	8	22	
SIMESITEM	1	12/1	14/1	1 117	1 117	188	0	0		146	16			T	2 496	152	548	7	3	
SIMI	1	30/11	2/12	8 739	8 739	28	0	0	1	371	2			T	26 208	383	394	8	15	
SIMP	1	26/6	26/6	469	469	281	0	0	9	98	58	99	54	P	461	0	174	8	13	
SITL EUROPE	2	22/3	25/3	13 952	13 952	2 231	0	0	29	755	118	307	39	T	16 081	1 583	630	8	26	
SMART INDUSTRIES	1	6/12	9/12	3 146	3 146	83	0	0	4	168	9			T	8 023	970	332	8	19	
SMCL	1	31/5	2/6	23 328	23 328	982	0	0	15	761	38	81	0	T	35 754	702	394	8	4	
SOLUTIONS RESSOURCES HUMAINES	1	14/11	15/11	417	417	6	0	0	2	57	1			T	725	6	395	8	21	
SUPPLY CHAIN EVENT	1	22/11	23/11	540	540	37	0	0	4	60	5			T	2 346	185	630	8	26	
ufi TEXWORLD PARIS	2x1	15/2	18/2	11 105	11 105	11 053	0	0	22	677	672			T	12 813	10 447	506	8	25	
ufi TEXWORLD PARIS	1	12/9	15/9	15 788	15 788	15 769	0	0	27	1 006	1 004			T	13 324	10 907	506	8	25	
THE SOURCING CONNECTION - PREMIÈRE VISION	1	12/9	14/9	732	732	714	0	0	7	52	51			T	848	521	277	7	25	
THERMALIES	1	21/1	24/1	2 629	2 629	365	0	0		243	42			P	19 834	0	687	7	14	

(*) Please refer to each national definition given at the beginning of the report

2016 EVENTS BY CITY

	Interval Year	Opening date	Closing date	Space					Exhibitors					Visitors/Visits (*)			Organizer	Auditor	Industry sector	
				Rented Space (sq.m)					Exhibitors with their own stands		Represented firms			Admission for Trade/Public	Total	Foreign/ International (*)				
				Total	Halls		Open air		from ... countries	Total	Foreign/ International (*)	Total	Foreign/ International (*)							
	Total	Foreign/ International (*)	Total	Foreign/ International (*)		Total	Foreign/ International (*)	Total	Foreign/ International (*)		Total	Foreign/ International (*)								
PARIS (F)																				
TRADEXPO	2x1	2/9	6/9	7 903	7 903	1 514	0	0	9	150	24	7	1	T	3 357	494	331	8	12	
TRADEXPO	2x1	17/1	21/1	7 903	7 903	1 514	0	0	9	150	24	7	1	T	3 357	494	331	8	12	
TRANSPORTS PUBLICS	2	14/6	16/6	8 609	8 609	4 371	0	0	21	234	76			T	9 131	1 052	326	8	26	
VAP'EVENT - PARIS	1	20/3	21/3	1 308	1 308	847	0	0		97	58			T	3 100	1 225	761	7	3	
VAPEXPO	1	25/9	27/9	3 664	3 664	2 116	0	0		183	108			T/P	9 006	2 957	761	7	27	
VERSION SCRAP - PARIS	1	8/4	10/4	817	817	202	0	0	4	47	8			P	5 638	0	328	8	3	
VINI BIO - BIO GOURMET - PARIS	1	3/12	5/12	367	367	20	0	0		95	5			P	8 652	0	698	7	2	
VINS DES VIGNERONS INDEPENDANTS - PARIS	1	18/3	21/3	3 122	3 122	0	0	0	0	510	0			P	42 792	0	772	8	2	
VINS DES VIGNERONS INDEPENDANTS - PARIS	1	24/11	28/11	6 046	6 046	0	0	0	0	992	0			P	108 202	0	772	8	2	
VISCOM PARIS	1	6/9	8/9	3 962	3 962	705	0	0	16	129	32			T	5 026	516	630	8	11	
VIVRE AUTREMENT	1	11/3	14/3	3 954	3 954	288	0	0		396	24			P	31 778	0	698	7	10	
WHISKY LIVE PARIS	1	24/9	26/9	779	779	372	0	0		115	55			T/P	5 396	0	294	7	2	
WHO'S NEXT & PREMIERE CLASSE ©	2x1	22/1	25/1	23 015	23 015	13 854	0	0	53	1 530	933			T	32 963	12 334	786	8	25	
WORKSPACE EXPO	1	5/4	7/4	4 079	4 079	91	0	0		201	2			T	9 968	203	780	7	27	
WORLD NUCLEAR EXHIBITION WNE	2	28/6	30/6	9 532	9 532	2 463	0	0	28	669	206	10	2	T	8 734	2 501	630	8	10	
PARMA (I)																				
CIBUS	2	9/5	12/5	54 821	53 978	1 143	843	N.D.	26	1 919	97	546	9	T/P	60 562	5 720	293	5	3	
CIBUS TEC	2	25/10	28/10	26 864	26 583	1 504	281	0	24	805	107	225	154	T/P	34 483	10 723	435	10	2	
EUROSTAMPI e PLASTICA	1	17/3	19/3	5 314	5 314	652	0	0	22	222	19	106	54	T	8 680	139	672	5	19	
GOTHA	2	12/11	20/11	2 440	2 440	66	0	0	3	63	3	0	0	T	3 255	0	293	5	3	
IL SALONE DELCAMPER	1	10/9	18/9	39 916	39 661	14 764	255	136	9	271	46	12	2	T/P	100 606	0	293	10	3	
MECSPE	1	17/3	19/3	15 318	15 318	652	0	0	65	380	22	267	179	T	30 394	428	672	5	19	
MERCANTEINFIERA AUTUNNO	1	1/10	9/10	18 737	18 737	1 064	0	0	13	936	52	0	0	T/P	50 026	1 177	293	10	3	
MERCANTEINFIERA PRIMAVERA	1	27/2	6/3	17 673	17 673	1 064	0	0	13	936	52	0	0	T/P	50 026	1 177	293	5	3	
SPS/IPS7DRIVES ITALIA	1	24/5	26/5	21 544	21 544	9 049	N.D.	N.D.	14	400	86	177	113	T	28 614	1 094	505	5	19	
Passau (D)																				
Passauer Frühling DreiländerMesse - Consumer goods fair	2	5/3	13/3	10 371	8 686	1 797	1 685	99	8	393	71	23	2	P	66 257		432	9	27	
PAU (F)																				
FRANCE CE PAU	1	4/10	4/10	260	260	0	0	0	0	40	0	2	0	T	233	0	156	8	4	
PERIGUEUX (F)																				
FOIRE EXPOSITION - PERIGUEUX	1	10/9	18/9	22 781	5 026	202	17 755	0	3	211	4			P	50 847	0	580	8	27	
HABITAT EXPO - PERIGUEUX	1	8/4	10/4	2 512	1 952	0	560	0	0	107	0			P	6 687	0	580	8	12	
PERPIGNAN (F)																				
MEDFEL - PERPIGNAN	1	26/4	28/4	2 803	2 803	724	0	0	14	229	69			T	6 122	1 699	16	8	1	
PIACENZA (I)																				
APIMELL	1	4/3	6/3	4 536	3 136	400	1 400	0	12	115	22	0	0	T/P	26 983	0	586	5	1	
FRANCHISING NORD	1	28/5	29/5	771	771	39	0	0	2	60	2	0	0	T	2 029	6	617	10	4	
GEOFLUID	2	5/8	8/10	13 448	6 721	534	6 727	300	25	265	38	73	66	T/P	11 857	2 832	586	10	9	
GIC -GIORNATE ITALIANE DEL CALCESTRUZZO	2	10/11	12/11	3 229	2 664	80	565	0	10	142	6	29	8	T/P	1 871	96	492	10	5	
Piteå (S)																				
Stora Nolia	1	6/8	14/8	34 114	5 500		28 614		8	420		52		P	93 409		560	14	27	
Plovdiv (BG)																				
AGRA	1	24/2	28/2	11 881	6 162	1 869	5 719	402	20	385	100			T/P	34 536	3	403	4	1	
FOODTECH	1	24/2	28/2	785	785	153	0	0	4	70	38			T/P		incl. in AGRA	403	4	2	
International Technical Fair	1	26/9	1/10	16 287	7 404	1 847	8 883	180	22	388	113			T/P	21 028	19	403	4	19	


















(*) Please refer to each national definition given at the beginning of the report

2016 EVENTS BY CITY

	Interval Year	Opening date	Closing date	Space				Exhibitors				Visitors/Visits (*)				Organizer	Auditor	Industry sector		
				Rented Space (sq.m)				Exhibitors with their own stands		Represented firms		Admission for Trade/Public		Total						
				Total	Halls		Open air		from ... countries	Total	Foreign/ International (*)	Total	Foreign/ International (*)	Total	Foreign/ International (*)					
					Total	Foreign/ International (*)	Total	Foreign/ International (*)												
PIACENZA (I)																				
Ufi Accredited Event	MEDICUS DENTO GALENIA	1	19/10	22/10	1 218	1 218	88	0	0	7	82	9			T/P	4 333	10	403	4	22
Ufi Accredited Event	VINARIA	1	24/2	28/2	1 897	1 888	217	9	0	7	102	27			T/P		incl. in AGRA	403	4	2
POITIERS (F)																				
	ART DE VIVRE AU JARDIN - POITIERS	1	16/10	16/10	1 497	1 497	0	0	0	0	126	0			T	191	0	152	8	3
	BRADERIE EMMAUS - POITIERS	1	16/9	18/9	2 667	2 667	0	0	0	0	1	0			P	22 000	0	159	7	27
	EQUIPEMENT PROFESSIONNEL ET DU BRICOLAGE - POITIERS	1	7/2	8/2	3 069	3 069	0	0	0	0	288	0			T	956	0	152	8	3
	EXPOSITION CANINE - POITIERS	1	22/10	23/10	167	167	0	0	0	0	12	0			P	1 837	0	74	7	1
	FRANCE CE POITIERS	1	6/9	6/9	382	382	0	0	0	0	63	0	2	0	T	487	0	156	8	4
	RESPIREZ LA VIE - POITIERS	1	18/11	20/11	1 285	1 285	29	0	0		158	4			P	9 957	0	443	7	2
	VINS DE FRANCE - POITIERS	1	26/2	28/2	506	506	6	0	0		41	1			P	1 557	0	137	7	2
	VIVING - POITIERS	1	23/9	25/9	834	834	0	0	0	0	53	0			P	1 894	0	329	8	12
PONT CHÂTEAU (F)																				
	FOIRE EXPOSITION - PONT CHATEAU	1	18/3	20/3	4 461	4 461	0	0	0	0	180	0			P	10 500	0	688	7	27
PORDENONE (I)																				
Ufi Accredited Event	COILTECH	1	28/9	29/9	3 628	3 628	1 582	0	0	44	230	90	75	58	T	2 407	643	618	10	19
	HAPPY BUSINESS TO YOU-BORSA DEL CONTRACT ITALIANO	1	14/9	16/9	404	404	0	0	0	18	23	0	4	0	T/P	101	99	593	10	12
	SAMUMETAL	2	3/2	6/2	11 826	11 826	81	0	0	51	307	4	134	40	T	9 935	636	593	10	19
	SAMUPLAST	2	6/2	6/2	3 098	3 098	0	0	0	51	32	0	5	1	T		incl. in SAMUMETAL	593	10	19
	SICAM	1	18/10	21/10	14 545	14 545	0	0	0	99	368	98	192	67	T	16 643	6 546	266	10	12
Porto (P)																				
Ufi Accredited Event	CERANOR - House, Hotel, Decoration and Gift Sector	1	15/9	18/9	9 471	9 471	481	0	0	4	135	8	0	0	T	9 535	225	263	2	12, 13
Ufi Accredited Event	EMAF - International Machines, Equipment and Services for Industry	2	23/11	26/11	21 910	21 910	4 247	0	0	19	486	162	0	0	T	42 764	1 376	263	2	5, 19
Ufi Accredited Event	EXPOCOSMÉTICA - International Cosmetics, Esthetics and Hair Exhibition	1	2/4	4/4	8 855	8 855	1 920	0	0	16	260	96	0	0	T/P	47 403	1 220	263	2	14
Ufi Accredited Event	FIMAP - International Machines woodwork	2	23/11	26/11	1 659	1 659	602	0	0	7	37	12	0	0	T		incl. in EMAF	263	2	5
Ufi Accredited Event	INTERDECORAÇÃO - Home, Hotel, Decoration and Gift	1	18/2	21/2	7 294	7 294	602	0	0	5	122	9	0	0	T/P	11 117	326	263	2	12, 13
Ufi Accredited Event	PORTOJÓIA - International Jewellery, Gold and Watch Exhibition	1	29/9	2/10	4 363	4 363	756	0	0	9	172	32	0	0	T	11 134	653	263	2	24
Poznan (PL)																				
	Arena Design	1	8/3	11/3	2 513	2 513	149	0	0	4	82	9			T		incl. in Meble	595	4	12
	Art and Craft Festival	1	2/12	4/12	1 353	1 353	42	0	0	7	217	6			P		incl. in Cavaliada	595	4	13
Ufi Accredited Event	Budma	1	2/2	5/2	21 669	21 529	3 775	140	0	31	674	163			T/P	32 797	1 999	595	4	5
	Cavaliada	1	1/12	4/12	13 743	13 743	267	0	0	7	113	13			P	32 062	0	595	4	3
Ufi Accredited Event	Drema	1	13/9	16/9	21 959	19 700	2 307	2 259	18	17	340	93			T	15 438	896	595	4	12
	Education Fair/ Books for Children & Young People	1	18/3	20/3	3 170	3 170	56	0	0	8	330	15			P	28 933	0	595	4	8
	EKO-LAS	2	1/9	3/9	57 236	237	0	56 999	8 650	7	119	9			T	5 159	0	595	4	1
	Epla	1	26/9	29/9	457	457	65	0	0	2	27	3			T		incl. in Polagra-Tech	595	4	17
	Expopower	1	10/5	12/5	2 185	2 114	54	71	0	6	98	6			T	5 606	0	595	4	19
	Fit-Expo	1	20/5	22/5	3 404	3 284	142	120	0	5	99	7			T/P	6 890	0	595	4	3
	Focast	2	7/6	10/6	1 110	1 110	0	0	0	8	76	10			T		incl. in ITM	595	4	19
Ufi Accredited Event	Furnica	1	13/9	16/9	3 034	3 026	849	8	0	19	121	45			T		incl. in Drema	595	4	12
	Gardenia	1	25/2	27/2	14 905	14 905	1 597	5	0	13	471	62			T/P	25 002	293	595	4	3
	Glass	1	16/11	19/11	488	488	30	0	0	6	32	11			T		incl. in Stone	595	4	5

(*) Please refer to each national definition given at the beginning of the report

2016 EVENTS BY CITY

	Interval Year	Opening date	Closing date	Space						Exhibitors				Visitors/Visits (*)			Organizer	Auditor	Industry sector	
				Rented Space (sq.m)						Exhibitors with their own stands		Represented firms		Admission for Trade/Public	Total					
				Total	Halls		Open air		from ... countries	Total	Foreign/International (*)	Total	Foreign/International (*)		Total	Foreign/International (*)				
					Total	Foreign/International (*)	Total	Foreign/International (*)												
Poznan (PL)																				
	1	10/5	12/5	1 314	1 212	453	102	0	9	87	24			T	incl. in Expopower	595	4	19		
	1	22/10	23/10	1 820	1 820	0	0	0	3	78	3			P	incl. in PGA	595	4	27		
	1	22/10	23/10	2 766	2 766	33	0	0	5	235	7			P	incl. in PGA	595	4	3		
	1	8/3	11/3	4 121	4 121	508	0	0	15	151	24			T	incl. in Meble	595	4	12		
	2	25/4	28/4	11 055	10 755	863	300	25	14	265	50			T		22 158	0	595	4	5
	1	13/9	16/9	364	364	18	0	0	2	6	2			T	incl. in Drema	595	4	25		
	1	7/6	10/6	21 275	21 180	5 456	95	0	27	744	386			T		14 053	0	595	4	19
	2	2/2	5/2	2 233	2 077	190	156	0	6	64	15			T/P	incl. in Budma	595	4	5		
	1	7/5	8/5	5 498	5 498	157	0	0	11	231	14			T		12 675	0	595	4	14
	1	8/3	11/3	21 811	21 811	761	0	0	12	258	23			T		20 309	1 481	595	4	12
	2	17/11	19/11	1 329	1 329	344	0	0	7	55	11			T		1 625	56	595	4	4
	1	3/13	3/4	38 984	30 104	1 184	8 880	152	9	154	12			T/P		112 199	18	595	4	16
	2	18/11	19/11	2 870	2 870	130	0	0	7	128	8			T		3 767	25	595	4	23
	1	21/10	23/10	12 442	12 421	1 496	21	0	8	136	10			T/P		59 372	0	595	4	21
	1	26/9	29/9	4 392	4 319	1 323	73	0	19	256	114			T	incl. in Polagra-Tech	595	4	2		
	1	26/9	29/9	3 363	3 363	202	0	0	10	130	18			T	incl. in Polagra-Tech	595	4	2		
	1	26/9	29/9	11 105	10 869	738	236	29	15	266	49			T		29 683	930	595	4	2
	2	21/1	24/1	30 934	30 805	2 312	129	0	11	342	28			T/P		32 432	68	595	4	1
	1	11/10	14/10	9 713	9 539	966	174	0	16	360	92			T		7 770	0	595	4	10
	1	24/2	26/2	5 273	5 273	1 288	0	0	21	240	58			T		3 843	142	595	4	25
	1	29/8	31/8	5 035	4 955	1 319	80	0	15	237	56			T		4 022	98	595	4	25
	1	18/3	19/3	421	421	15	0	0	2	51	1			T		274	0	595	4	23
	1	15/4	17/4	1 072	1 072	9	0	0	2	52	1			T/P		20 630	0	595	4	3
	1	9/10	9/10	634	634	12	0	0	2	65	1			P		14 776	0	595	4	3
	1	4/11	6/11	8 516	8 516	0	0	0	1	57	0			P		17 474	0	595	4	16
	1	12/2	14/2	19 209	19 209	909	0	0	11	347	15			T/P		25 949	0	595	4	3
	1	16/11	18/11	575	575	0	0	0	1	40	0			T		671	18	595	4	4
	2	12/4	14/4	3 576	3 563	326	13	0	9	205	32			T		3 678	0	595	4	22
	1	25/4	28/4	5 562	5 062	1 561	500	0	22	241	81			T/P	incl. in Instalacje	595	4	17		
	2	25/4	28/4	5 703	5 703	909	0	0	15	259	42			T/P	incl. in Instalacje	595	4	17		
	1	13/9	16/9	1 099	1 099	483	0	0	5	22	9			T	incl. in Drema	595	4	12		
	1	25/2	27/2	1 927	1 927	42	0	0	3	58	2			T/P	incl. in Gardenia	595	4	4		
	1	20/5	22/5	142	142	29	0	0	3	13	2			T/P	incl. in Fit	595	4	3		
	1	16/11	19/11	3 850	3 850	1 414	0	0	22	182	101			T		5 327	151	595	4	5
	1	7/6	10/6	624	624	78	0	0	6	78	10			T	incl. in ITM	595	4	4		
	2	26/9	29/9	11 655	11 575	2 081	80	0	23	412	91			T	incl. in Polagra-Tech	595	4	11		
	1	26/9	29/9	1 742	1 742	0	0	0	3	150	2			P		26 997	0	595	4	2
	2	25/4	28/4	87	87	0	0	0	1	7	0			T/P	incl. in Instalacje	595	4	5		
	1	12/2	14/2	1 617	1 547	244	70	0	16	176	43			T/P		6 638	1 024	595	4	6
	2	31/3	3/4	6 531	5 922	608	609	0	12	227	48			T		15 261	107	595	4	16
	1	22/4	23/4	607	576	0	31	0	1	96	0			P		3 678	0	595	4	3
QUIMPER (F)																				
	1	19/2	22/2	924	924	0	0	0	0	134	0			P		12 158	0	329	8	2
	1	15/10	17/10	2 956	2 956	0	0	0	0	149	0			P		11 498	0	329	8	12

(*) Please refer to each national definition given at the beginning of the report

2016 EVENTS BY CITY

	Interval Year	Opening date	Closing date	Space					Exhibitors					Visitors/Visits (*)			Organizer	Auditor	Industry sector	
				Rented Space (sq.m)					Exhibitors with their own stands			Represented firms		Admission for Trade/Public	Total					
				Total	Halls		Open air		from ... countries	Total	Foreign/International (*)	Total	Foreign/International (*)		Total	Foreign/International (*)				
	Total	Foreign/International (*)	Total	Foreign/International (*)																
REIMS (F)																				
	1	6/10	6/10	276	276	6	0	0	1	46	1			T	380	0	156	8	4	
	1	17/3	20/3	903	903	10	0	0	1	81	1	85	1	P	6 924	0	328	8	3	
	1	3/3	4/3	517	517	80	0	0	3	67	4	19	12	T	938	0	156	8	4	
RENNES (F)																				
	1	10/11	14/11	9 270	9 270	0	0	0	0	11	0			P	6 726	0	117	7	3	
	1	27/1	28/1	5 509	5 509	144	0	0	9	354	12			T	6 652	75	377	8	10	
	1	8/3	10/3	19 616	19 616	2 087	0	0	14	1 109	156			T	18 825	1 160	332	8	2	
	1	30/9	3/10	4 642	4 642	0	0	0	0	169	0			P	15 422	0	581	8	12	
	1	19/3	28/3	25 434	17 931	515	7 503	0	12	561	24			P	100 212	0	581	8	27	
	2x1	21/4	22/4	644	644	9	0	0	1	99	2	8	0	T	923	0	156	8	4	
	2x1	6/10	7/10	639	639	0	0	0	0	96	0	3	0	T	1 237	0	156	8	4	
	1	31/1	1/2	1 657	1 657	65	0	0		102	4			T	2 637	0	693	7	3	
	1	18/2	21/2	878	878	62	0	0	4	75	5			P	10 560	0	328	8	3	
	1	4/10	6/10	4 771	4 771	0	0	0	0	304	0			T	10 666	0	160	8	22	
	1	19/2	21/2	1 754	1 754	38	0	0		220	5			P	11 540	0	443	7	2	
	1	26/2	27/2	803	803	0	0	0	0	75	0			P	6 495	0	346	8	8	
	1	22/1	24/1	1 972	1 972	0	0	0	0	446	0			P	38 422	0	23	8	3	
	1	13/9	16/9	61 468	28 709	7 393	32 759	14 940	42	1 350	420	96	69	T	101 963	12 022	697	8	1	
	1	22/1	24/1	1 736	1 736	0	0	0	0	285	0			P	19 600	0	772	8	2	
	1	29/10	1/11	3 546	3 546	0	0	0	0	314	0			P	37 016	0	329	8	2	
Ried (AT)																				
	1	5/2	7/2	7 493	7 447	22	46	0	2	42	2	34	34	P	9 498	0	514	1	16	
RIMINI (I)																				
	1	20/2	23/2	3 588	3 588	400	0	0	17	234	27	113	97	T/P	14 581	502	642	10	2	
	1	8/11	11/11	42 582	42 282	2 819	300	0	32	888	108	211	87	T	85 964	8 107	642	10	10	
	1	16/3	18/3	13 524	13 524	2 162	0	0	23	132	21	49	37	T	25 022	1 450	642	5	18	
	1	19/5	21/5	5 423	5 423	860	0	0	16	216	60	18	4	T/P	8 349	442	642	5	22	
	1	19/11	22/11	2 987	2 987	0	0	0	19	191	25	26	19	T/P	8 585	363	662	10	2	
	2	26/10	28/10	11 945	11 945	0			8	92	11	N.D.	N.D.	T	51 620	311	642	5	6	
	1	11/11	11/11	5 795	5 795	210	0	0	97	173	9	37	21	T	incl. in ECOMONDO		642	10	10	
	1	14/9	16/9	18 324	18 324	1 826	0	0	82	581	48	264	37	T	31 320	8 583	140	10	1	
	1	7/5	9/5	2 718	2 574	124	144	124	7	49	4	34	24	T	14 581	185	642	5	19	
	1	23/1	27/1	4 598	4 598	380	0	0	169	94	14	9	3	T/P	incl. in SIGEP		642	10	2	
	1	2/6	5/6	13 985	13 985	2 011	0	0	15	295	30	21	11	T/P	24 897	63	642	5	3	
	1	13/10	15/10	7 015	7 015	196	0	0	8	243	13	18	2	T	incl. in TTG		642	10	2	
	1	23/1	27/1	49 576	49 133	3 224	443	0	170	762	100	84	25	T/P	201 321	41 122	642	10	2	
	1	13/10	15/10	11 503	10 749	1 436	754	0	8	158	17	3	1	T	incl. in TTG		642	10	3	
	2	26/9	30/9	35 398	35 398	6 832	0	0	27	359	125	65	29	T/P	33 395	16 764	642	10	5	
	1	13/10	15/10	15 681	15 681	2 682	0	0	41	1 829	634	0	0	T	incl. in TTG		642	10	6	
RIVA DEL GARDA (I)																				
	2x1	16/1	19/1	32 552	32 552	21 688				906		0	0	T/P	12 366	7 975	643	10	25	
	2x1	11/6	14/6	32 424	32 424	21 879	0	0		1 216	929	0	0	T/P	14 641	9 025	643	10	25	
Roding (Bayern) (D)																				
	4	9/6	12/6	69 133	1 540	306	67 593	15 217	27	537	158			T	50 692		441	9	1	See note

Note: Event with changing venues

(*) Please refer to each national definition given at the beginning of the report

2016 EVENTS BY CITY

	Interval Year	Opening date	Closing date	Space						Exhibitors						Visitors/Visits (*)			Organizer	Auditor	Industry sector	
				Rented Space (sq.m)						Exhibitors with their own stands			Represented firms			Admission for Trade/Public	Total					
				Total	Halls		Open air		from ... countries	Total	Foreign/ International (*)	Total	Foreign/ International (*)	Total	Foreign/ International (*)		Total	Foreign/ International (*)				
					Total	Foreign/ International (*)	Total	Foreign/ International (*)														
ROMA (I)																						
CANAPA MONDI	1	17/2	19/2	7 500	7 500	0	0	0	40	76	36	0	0	T/P	23 330	2 938	81	5	1			
ENADA	1	4/10	6/10	10 765	10 765	0	0	0	59	92	33	0	0	T	9 436	829	661	5	3			
FIDES	2x1	6/2	8/2	6 500	6 500	0	0	0	96	108	12	0	0	T	802	138	301	5	2, 3, 5, 12, 24, 25			
MOTODAYS	1	8/3	12/3	84 690	84 690	0	0	0	153	180	27	81	19	T/P	88 643	0	292	5	16			
ROMANS-SUR-ISERE (F)																						
FOIRE EXPOSITION DAUPHINE - ROMANS	1	24/9	2/10	23 446	9 157	37	14 289	0	1	437	3	5	0	P	97 790	0	304	8	27			
Rosmalen (NL)																						
Bakkersvak 2016	1	6/3	7/3	3 269	3 269					160	28			T	7 443	438	207		2			
Rostock (D)																						
AUTO Trend - Automobile Exhibition	1	8/4	10/4	11 954	7 094		4 860		1	65				P	21 260		647	9	26			
Rotterdam (NL)																						
100% Tuning	1	15/10	16/10	3 500	3 500				4	44	9			T/P	41 000		648		16			
CUE2016	2	18/1	20/1	4 951	4 951				6	75	22			T	6 212	410	648		21			
Gastvrij Rotterdam	1	19/9	21/9	5 200	5 200				6	345	14	15		T/P	10 548	220	650		2			
Gevel	2	27/1	29/1	3 057	3 057	510				88	16			T	6 051	302	418		5			
InfraTech 2016	2	13/1	15/1	4 197	4 197				7	173	153	7	7	T	6 167	2 988	648		5			
Safety & Health@Work	2	5/4	6/4	1 248	1 248				6	82	9			T	3 072		648		7			
Transport & Logistics 2016	1	29/11	1/12	2 817	2 817					115	20			T	3 453	455	207		26			
ROUEN (F)																						
CREATIVA - ROUEN	1	22/9	25/9	1 802	1 802	98	0	0	5	166	10			P	21 887	5	651	8	3			
FOIRE INTERNATIONALE - ROUEN	1	25/3	3/4	25 315	11 144	506	14 171	157	16	632	35			P	77 433	0	651	8	27			
FRANCE CE ROUEN	2x1	10/3	11/3	788	788	0	0	0	0	112	0	6	0	T	1 443	0	156	8	4			
FRANCE CE ROUEN	2x1	29/9	30/9	692	692	3	0	0	1	100	1	4	0	T	1 269	0	156	8	4			
LES PUCES ROUENNAISES - AUTOMNE	1	8/9	11/9	3 247	3 247	142	0	0	2	202	8			P	7 748	11	651	8	3			
MAISON DECO - ROUEN	1	7/10	10/10	2 985	2 985	0	0	0	0	178	0			P	11 925	0	651	8	12			
SALON GOURMAND (VINS ET TERROIR - CHOCOLAT) - ROUEN	1	11/11	13/11	2 027	2 027	10	0	0	1	223	1			P	32 267	5	651	8	2			
SEPEN NORD-OUEST - ROUEN	1	26/1	28/1	4 552	4 552	204	0	0		377	17			T	4 526	79	244	7	19			
VINS ET PRODUITS DU TERROIR - ROUEN	1	11/11	13/11	2 027	2 027	10	0	0	1	223	1			P	32 267	5	651	8	2			
Rzeszów (PL)																						
Book Festival	1	11/6	12/6	228	228	0	0	0	1	45	0			P	free		717	4	8			
SAINT AGNAN SUR CHER (F)																						
FRANCE CE ZOO DE BEAUVAL	1	17/3	17/3	236	236	4	0	0		52	1	1		T	348	0	156	8	4			
SAINT AMAND MONTROND (F)																						
FOIRE SAINT AMAND MONTROND	1	14/5	16/5	2 980	1 620	0	1 360	0	0	107	0			P	12 373	0	538	8	27			
SAINT BRIEUC (F)																						
FOIRE EXPOSITION DES COTES D'ARMOR - SAINT BRIEUC	1	10/9	18/9	21 355	6 970	54	14 385	0	2	259	2			P	54 163	0	658	8	27			
HABITAT ECO-CONSTRUCTION ET SALON - SAINT BRIEUC	1	5/3	7/3	3 867	3 813	9	54	0	1	202	1			P	11 955	0	658	8	12			
TERRALIES - SAINT BRIEUC	1	27/5	29/5	2 166	1 481	0	685	0	0	114	0			T/P	14 342	0	722	8	1			
VINS ET GASTRONOMIE - SAINT BRIEUC	1	4/11	6/11	549	549	0	0	0	0	57	0			P	4 086	0	329	8	2			
SAINT ETIENNE (F)																						
CAMPING CAR - SAINT-ETIENNE	2x1	7/10	11/10	4 432	4 432	0	0	0	0	7	0			P	1 590	0	659	8	27			
CAMPING CAR - SAINT-ETIENNE	2x1	7/10	11/10	4 432	4 432	0	0	0	0	7	0			P	1 590	0	659	8	27			
FOIRE INTERNATIONALE - SAINT ETIENNE	1	23/9	3/10	20 099	10 520	123	9 579	0	28	377	32			P	96 672	0	659	8	27			

(*) Please refer to each national definition given at the beginning of the report

2016 EVENTS BY CITY

	Interval Year	Opening date	Closing date	Space					Exhibitors					Visitors/Visits (*)			Organizer	Auditor	Industry sector	
				Rented Space (sq.m)					Exhibitors with their own stands			Represented firms		Admission for Trade/Public	Total	Foreign/International (*)				
				Total	Halls		Open air		from ... countries	Total	Foreign/International (*)	Total	Foreign/International (*)							
					Total	Foreign/International (*)	Total	Foreign/International (*)												
SAINT ETIENNE (F)																				
	1	11/3	14/3	583	583	0	0	0	0	60	0			P	9 003	0	659	8	27	
	1	26/11	27/11	1 263	1 263	9	0	0	1	101	1			P	8 260	0	346	8	8	
SAINT MALO (F)																				
	1	12/5	16/5	1 845	1 845	33	0	0	2	332	4			P	35 439	0	200	8	3	
	1	11/11	13/11	475	475	0	0	0	0	68	0			P	10 375	0	253	7	2	
	2	7/3	9/3	2 760	2 760	75	0	0	4	176	6			T	4 849	0	134	8	2	
	1	5/11	6/11	507	495	0	12	0	0	67	0			P	1 273	0	468	8	3	
	1	2/4	4/4	567	567	0	0	0	0	79	0			P	6 388	0	329	8	2	
Salamanca (E)																				
	1	7/9	11/9	25 058	3 787	148	21 271	249	3	205	8			T/P			190		1	
	1	7/9	11/9	17 787	17 787	138	0	0	3	20	3	261	2	T/P			190		2	
Salzburg (AT)																				
	1	5/11	9/11	26 041	26 005	6 430	36	0	13	736	250	705	695	T	45 549		631	1	2	
	1	18/3	20/3	24 365	24 365	5 768	0	0	12	191	64	0	0	P	19 281		519	1	3, 16	
	1	11/2	14/2	18 742	18 722	2 923	20	0	10	467	89	173	129	P	33 123		631	1	5	
	1	26/11	27/11	3 591	3 571	670	20	0	2	81	32	0	0	P	6 249		519	1	16	
	2	27/1	30/1	7 810	7 810	2 362	0	0	9	141	66	82	66	T	4 590		631	1	5, 12	
	1	14/10	16/10	20 378	20 378	8 386	0	0	13	301	155	0	0	P	13 321		519	1	16	
	1	2/9	4/9	8 748	8 748	3 217	0	0	12	241	113	181	151	T	5 669		631	1	13	
	1	25/2	28/2	11 121	11 103	5 668	18	0	37	483	314	232	230	P	44 330		631	1	1, 3	
	2	28/1	30/1	2 775	2 775	921	0	0	8	151	70	1	1	T	1 196	389	519	1	27	
	1	4/3	6/3	7 019	7 019	4 461	0	0	11	252	175	71	70	T	3 874		631	1	25	
Samara (RU)																				
	1	28/9	30/9	793	793	55	0	0	6	60	5	0	0	T	2 001	360	268		19	
SAMSUN (TR)																				
	1	23/2	28/2		2 675	0				101	0		0	T/P	110 300	0	748	16	3	
	1	2/9	7/9		4 598	0				24			12	T/P	98 352	0	748	16	16	
	1	28/9	2/10		5 778	18				89	1		9	T/P	42 700	185	748	16	1	
	1	31/3	3/4		4 393	0				88	0		6	T/P	28 839	55	748	16	5	
	1	24/11	27/11		2 082	0				63	0		1	T/P	27 532	115	748	16	2	
	1	15/3	20/3		4 958	0				54	0		0	T/P	33 280	59	748	16	12	
ŞANLIURFA (TR)																				
	1	3/3	6/3		9 800	0				116	0		7	T/P	20 800	0	704	16	1	
	1	17/3	20/3		9 200	0				101	0		4	T/P	18 625	0	704	16	5	
Santander (E)																				
	1	16/7	20/7	1 272	1 272					42				T/P	5 119		338, 575		3	
	1	22/10	23/10	988	988					49				P	6 536		475		3	
	2x1	7/10	9/10	804	804					94				P	19 649		575		25	
	2x1	19/2	21/2	1 044	1 044					87				P	26 645		575		25	
		13/5	15/5	661	661					46				P	11 312		188		3	
		3/6	5/6	1 130	1 130					51				T/P	7 282		179		3	
	1	15/4	17/4	947	947					37				T/P	5 475		188		12, 15	
	1	3/12	6/12	450	450					180				P	4 348		71		3	

(*) Please refer to each national definition given at the beginning of the report

2016 EVENTS BY CITY

	Interval Year	Opening date	Closing date	Space					Exhibitors					Visitors/Visits (*)			Organizer	Auditor	Industry sector	
				Rented Space (sq.m)					Exhibitors with their own stands		Represented firms			Admission for Trade/Public	Total					
				Total	Halls		Open air		from ... countries	Total	Foreign/International (*)	Total	Foreign/International (*)		Total	Foreign/International (*)				
	Total	Foreign/International (*)	Total	Foreign/International (*)		Total	Foreign/International (*)	Total	Foreign/International (*)		Total	Foreign/International (*)								
Santander (E)																				
XIII Feria del Producto de Cantabria	1	9/12	11/12	1 044	1 044					97				P	15 723		188		2	
Seinäjoki (SF)																				
Housing Fair in Seinäjoki 2016	1	8/7	7/8	9 033	6 898		2 135		1	153		0		P	130 661		729	12	15	
s-Hertogenbosch (NL)																				
Renovatie & Transformatie	1	12/4	14/4	3 343	3 343	272				127	9			T	5 200	78	418		5	
Silleda (Pontevedra) (E)																				
FERIA DE LA ENERGÍA DE GALICIA	2	14/4	16/4	9 727	3 617	117	0	0	16	90	5	146	43	T	2 336	0	280	11	9	
FERIA INTERNACIONAL ABANCA SEMANA VERDE DE GALICIA /SALIMAT ABANCA	1	9/6	12/6	40 964	9 135	772	3 741	60	13	422	26	97	40	T/P	79 226	25 972	280	11	2,27	
GALIFOREST ABANCA	2	30/6	2/7	9 911	0	0	9 592	885	18	57	3	121	100	T	4 964	0	280	11	1	
SIVAS (TR)																				
3.Agro Sivas Food Agriculture and Husbandry Fair	1	1/9	4/9		20 000	500				230	10		15	T/P	120 000	75	675	16	1	
Sochi (RU)																				
Beer 2016	1	17/5	20/5	2 680	2 680	700	0	0	11	189	24	0	0	T	2 887	722	695		2	
InterJeweller-2016	1	20/7	24/7	1 730	1 730	200	0	0	4	152	3	0	0	T/P	6 428	0	695		24	
Resorts and Tourism. Season 2016-2017	1	24/11	25/11	3 020	3 020	0	0	0	1	270	0	0	0	T	6 089	80	695		3	
Sosnowiec (PL)																				
Dremasilesia	1	23/4	25/4	1 030	1 030	6	0	0	4	59	5			T	1 061	0	595	4	12	
Rybomania-Sosnowiec	1	11/3	13/3	5 420	5 420	720	0	0	5	132	8			T/P	9 410	0	595	4	3	
St. Petersburg (RU)																				
SmartTRANSPORT 2016	1	25/5	28/5	1 897	1 861	563	36	0	6	68	14	26	1	T/P	2 010	20	219	13	26	
AGRORUS	1	27/8	4/9	8 736	1 697	328	7 039	106	9	882	41	3	1	T/P	95 106	2 381	219		1	
Auto World	1	6/4	10/4	6 750	5 550	850	1 200	0	3	105	5	0	0	T/P	64 462	3 224	275		16	
Baltic Marine Festival	1	26/5	29/5	1 021	0	0	1 021	80	6	41	5	1	0	T/P	4 000	200	219		26	
Boilers and Burners	1	4/10	7/10	601	601	158	0	0	9	45	9	5	0	T	burg International Gas Forum		275		9	
Childhood Planet	1	24/3	27/3	2 688	2 688	202	0	0	8	144	8	6	0	T/P	14 942	14	219		13	
Corrosion protection	1	17/5	20/5	553	553	21	0	0	3	44	2	17	2	T	5 290	110	219	13	19	
Ecology of Big City	1	6/4	8/4	821	821	141	0	0	6	39	15	0	0	T	2 668	23	219		10	
Energetika & Electrotechnika	1	17/5	20/5	3 149	3 149	643	0	0	12	186	40	56	3	T	7 250	170	640, 219	13	9	
ExpoHoReCa	1	17/3	20/3	2 120	2 120	12	0	0	2	79	1	0	0	T	4 200	168	275		2	
Fashion Industry	2x1	10/3	13/3	1 955	1 955	276	0	0	6	160	26	0	0	T/P	10 322	0	644, 723, 275		25	
Fashion Industry	2x1	6/10	9/10	2 166	2 166	487	0	0	11	168	37	0	0	T/P	9 743	0	644, 723, 275		25	
Hipposphere	1	29/4	2/5	2 061	2 061	32	0	0	7	215	28	2	0	T/P	15 000	0	219		3	
Interfood St. Petersburg	1	24/5	26/5	366	366	121	0	0	6	56	11	12	0	T	1 576	61	603		2	
New Years Gift	1	15/12	18/12	3 683	3 683	238	0	0	13	619	39	0	0	T/P	36 180	360	275	13	27	
RADEL: ELECTRONICS AND INSTRUMENTATION	1	19/10	21/10	1 506	1 506	275	0	0	9	132	156	27	4	T	4 420	49	275	13	18	
Ros-Gas-Expo	1	4/10	7/10	2 479	2 479	437	0	0	10	115	19	30	0	T	burg International Gas Forum		275	13	9	
Russian Industrialist	1	21/9	23/9	1 818	1 818	90	0	0	16	270	15	3	0	T	2 642	29	219		19	
Senior Generation	1	30/3	2/4	1 049	1 049	18	0	0	5	121	4	10	0	T/P	12 877	14	219		22	
SPRING-SUMMERSS FAIR	1	21/4	24/4	2 673	2 673	86	0	0	8	357	14	0	0	P	35 190	0	275	13	27	
St. Petersburg Technical Fair	1	15/3	17/3	1 718	1 718	302	0	0	11	251	53	55	3	T	6 126	206	639		19	
The St. Petersburg International Gas Forum	1	4/10	7/10	9 833	9 195	1 065	638	120	14	447	54	60	3	T	8 918	357	275, 219	13	9	
Welding	2	17/5	20/5	2 281	2 259	489	22	0	11	128	36	33	1	T	5 790	120	219	13	19	
Zoosphere. Business	1	24/11	26/11	627	627	88	0	0	5	86	10	3	0	T	3 023	23	219		3	

(*) Please refer to each national definition given at the beginning of the report

2016 EVENTS BY CITY

	Interval Year	Opening date	Closing date	Space						Exhibitors						Visitors/Visits (*)			Organizer	Auditor	Industry sector	
				Rented Space (sq.m)						Exhibitors with their own stands			Represented firms			Admission for Trade/Public	Total					
				Total	Halls		Open air		from ... countries	Total	Foreign/ International (*)	Total	Foreign/ International (*)	Total	Foreign/ International (*)		Total	Foreign/ International (*)				
					Total	Foreign/ International (*)	Total	Foreign/ International (*)														
St.Gallen (CH)																						
automesse	1	18/11	20/11	5 676	5 676		0			79				T/P	10 000		564		16			
Ferienmesse	1	12/2	14/2	3 866	3 797		69			406				T/P	34 500		564		6			
Fest- und Hochzeitsmesse	1	5/11	6/11	3 764	3 597		167			204				P	7 400		564		3			
Immo Messe Schweiz	1	18/3	20/3	3 201	3 033		168			210				T/P	14 000		564		15			
OBA	1	1/9	4/9	3 331	3 217		114			152				T/P	21 000		564		8			
OFFA	1	13/4	17/4	11 638	10 486		1 152			505				P	97 800		564		3			
OLMA	1	13/10	23/10	21 367	18 881		2 486			616				P	365 000		564		27			
Tier&Technik	1	25/2	28/2	17 028	16 343		685			480				T/P	35 000		564		1			
Stockholm (S)																						
Allt För Hälsan, health and wellness	1	25/11	27/11	2 141	2 141		0			7	131		12	P	24 130		705	14	22			
Allt För Sjön - Stockholm International Boat Show	1	4/3	13/3	22 372	22 372		0			17	420		390	P	81 710		705	14	26			
Bak- & Chokladfestivalen, chocolate and baking	1	6/9	9/9	1 117	1 117		0			3	78		85	P	38 749		705	14	2			
Fotomässan, photo festival	1	11/11	13/11	4 401	4 401		0			4	61		72	P	33 684		705	14	3			
Formex Höst, nordic interior design	1	24/8	27/8	35 499	35 499		0			22	920		23	T	16 123		705	14	13			
Formex Vår, nordic interior design	1	20/1	23/1	32 685	32 685		0			17	789		25	T	18 589		705	14	13			
GastroNord & Vinordic, food and wine	2	26/4	29/4	11 140	11 140		0			21	363		204	T	18 218		705	14	2			
Hem, Villa & Bostadsrätt, DIY	1	6/10	9/10	8 240	8 240		0			6	286		6	P	38 749		705	14	15			
Nordbygg - Nordic Building & Construction Fair	2	5/4	8/4	36 342	35 827		515			25	874		281	T	42 860		705	14	5			
Nordiska Trädgårdar, Nordic Gardens	1	21/4	26/4	9 060	9 060		0			9	370		4	P	51 645		705	14	3			
Skolforum - School Forum	1	31/10	1/11	2 200	2 200		0			2	169		2	T	8 303		705	14	8			
Skydd - Säkerhet, Brand & Räddning - Protection & Security Expo	2	25/10	27/10	8 288	8 088		200			19	226		19	T	9 182		705	14	7			
Sthlm Food & Wine	1	10/11	13/11	3 585	3 585		0			9	189		92	P	33 684		705	14	2			
Stockholms Antikmässa - Stockholm Antiques Fair	1	18/2	21/2	4 668	4 668		0			7	227		9	P	26 849		705	14	3			
Stockholms Möbelmässa & Ljus - Stockholm Furniture & Light Fair	1	9/2	13/2	38 547	38 547		0			46	702		57	T/P	33 384		705	14	12			
Swedental & Odontologiska Riksstämman	5	16/11	18/11	5 985	5 985		0			17	180		88	T	8 998		310, 705	14	22			
Vildmarksmässan, outdoor show	1	11/3	13/3	2 390	2 390		0			9	119		75	P	30 337		705	14	3			
STRASBOURG (F)																						
BROCANTE ET ANTIQUITE - STRASBOURG	4x1	17/9	18/9	1 386	1 386	240	0	0	2	60	11			P	1 403	0	706	8	3			
BROCANTE ET ANTIQUITE - STRASBOURG	4x1	19/11	20/11	2 076	2 076	510	0	0	2	95	26			P	2 529	0	706	8	3			
BROCANTE ET ANTIQUITE - STRASBOURG	4x1	6/2	7/2	2 270	2 270	405	0	0	3	104	21			P	2 594	0	706	8	3			
BROCANTE ET ANTIQUITE- STRASBOURG	4x1	16/4	17/4	1 735	1 735	330	0	0	3	77	17			P	2 252	0	706	8	3			
EGAST	2	13/3	16/3	8 262	8 224	205	38	0	4	293	10			T	22 293	294	706	8	2			
EXPOBIOGAZ	1	8/6	9/6	1 762	1 762	527	0	0	10	149	47	16	15	T	1 664	258	330	8	10			
FOIRE EUROPEENNE - STRASBOURG	1	2/9	12/9	27 432	18 330	2 105	9 102	593	25	912	134			P	174 329	0	706	8	27			
FRANCE CE STRASBOURG	2x1	22/3	23/3	621	621	19	0	0	4	79	4	1	0	T	1 243	0	156	8	4			
FRANCE CE STRASBOURG	2x1	27/9	28/9	590	590	28	0	0	4	82	5	9	1	T	1 062	0	156	8	4			
HABITAT - STRASBOURG	1	1/4	4/4	4 301	3 594	216	707	80	1	196	10			P	11 889	0	706	8	12			
IMMOBILIER - STRASBOURG	1	23/9	25/9	1 305	1 305	0	0	0	0	71	0			P	3 582	0	706	8	15			
JOURNÉE A3P MAITRISE DES PROCÉDÉES - STRASBOURG	1	2/2	3/2	30	30	4	0	0	0	15	2			T	154	21	9	7	19			
MAISON & TRAVAUX - STRASBOURG	1	17/11	20/11	1 889	1 889	0	0	0	0	115	0			P	8 595	0	480	8	5			
RESONANCES - STRASBOURG	1	11/11	14/11	1 112	1 112	128	0	0	8	185	18			P	16 575	0	313	8	3			
ST-ART - STRASBOURG	1	25/11	28/11	4 763	4 763	1 287	0	0	6	108	30			P	17 490	0	706	8	3			
TOURISSIMO - STRASBOURG	1	29/1	31/1	8 919	8 919	699	0	0	6	179	103			P	10 364	0	706	8	3			

(*) Please refer to each national definition given at the beginning of the report

2016 EVENTS BY CITY

	Interval Year	Opening date	Closing date	Space				Exhibitors				Visitors/Visits (*)			Organizer	Auditor	Industry sector				
				Rented Space (sq.m)				Exhibitors with their own stands		Represented firms		Admission for Trade/Public	Total	Foreign/ International (*)							
				Total	Halls		Open air		from ... countries	Total	Foreign/ International (*)								Total	Foreign/ International (*)	
	Total	Foreign/ International (*)	Total	Foreign/ International (*)		Total	Foreign/ International (*)	Total	Foreign/ International (*)		Total	Foreign/ International (*)									
STRASBOURG (F)																					
VINS DES VIGNERONS INDEPENDANTS - STRASBOURG	1	19/2	22/2	3 649	3 649	0	0	0	0	591	0			P	53 697	0	772	8	2		
Stuttgart (D)																					
AMB	2	13/9	17/9	70 377	70 303	17 287	74			33	1 469	408	33	15	T	86 166	13 787	448	9	19	
ANIMAL / Stuttgarter Messeherbst	1	12/11	13/11	3 555	3 555	129	0			9	173	11			P	28 202	282	448	9	3	See note 1
auto motor und sport i-Mobility - Exhibition for intelligent mobility	1	31/3	3/4	2 078	2 078		0			1	47				P	12 188	122	448	9	16	See note 2
AUTOTAGE STUTTGART / Stuttgarter Messeherbst	1	11/11	13/11	4 634	4 634		0			1	26				P	9 445		448	9	16	See note 1
CMT – The holiday exhibition	1	16/1	24/1	64 812	64 419	8 690	393	29		76	2 082	648	48	8	P	219 331	4 387	448	9	4	
DACH + HOLZ International	2	2/2	5/2	36 307	35 151	3 788	1 156			22	550	102			T	49 380	4 296	324	9	5	See note 3
DIE BESTEN JAHRE / Stuttgarter Messeherbst	1	14/11	15/11	708	708	20	0			3	49	2			P	4 334		448	9	27	See note 1
FACHDENTAL SÜDWEST	1	21/10	22/10	5 248	5 248	438	0			14	284	28	5	3	T	7 249	72	448	9	22	
FAIR HANDELN	1	31/3	3/4	2 002	2 002	124	0			5	149	8			P	18 233	182	448	9	27	See note 2
Familie & Heim with Mineralien, Fossilien, Schmuck /Stuttgarter Messeherbst	1	12/11	20/11	12 181	12 181	1 002	0			24	532	80			P	85 882	859	448	9	27	See note 1
GARTEN outdoor ambiente	1	31/3	3/4	3 174	3 156	89	18			5	111	5			P	49 733	497	448	9	3	See note 2
GiveADays	2	4/2	6/2	1 204	1 204	261	0			12	127	28			T	4 296	301	337	9	4, 27	See note 4
Hobby + Elektronik / Stuttgarter Messeherbst	1	17/11	20/11	2 411	2 401	9	10			4	85	4			P	45 003	450	448	9	3	See note 1
Interbad	2	27/9	30/9	16 031	16 016	4 997	15			29	435	163	5	3	T	13 441	3 898	448	9	4, 5	
INTERGASTRA with GELATISSIMO	2	20/2	24/2	49 432	49 272	7 838	160	45		26	1 297	278	59	19	T	96 189	2 886	448	9	2	
INTERVITIS INTERFRUCTA HORTITECHNICA	3	27/11	30/11	16 630	16 419	5 633	211			22	412	141	6	5	T	25 458	5 092	448	9	1, 2	
Invest	1	15/4	16/4	2 975	2 975	374	0			14	144	27			T	11 919	477	448	9	4	
IT & Business- Trade fair for digital processes and solutions	1	4/10	6/10	4 048	4 048	123	0			11	249	18			T	4 135	290	448	9	4	
KREATIV / Stuttgarter Messeherbst	1	17/11	20/11	3 970	3 970	562	0			12	193	33			P	60 113	601	448	9	3	See note 1
KREATIV Spring	1	31/3	3/4	1 909	1 909	256	0			7	132	15			P	34 301	343	448	9	3	See note 2
LASYS	2	31/5	2/6	3 985	3 985	1 056	0			15	181	60	5	3	T	6 041	1 450	448	9	19	
LogiMat	1	8/3	10/3	47 868	47 448	8 393	420			32	1 281	281			T	43 466	6 563	239	9	26	
Markt des guten Geschmacks - The market for good taste - the Slow Food Exhibition	1	31/3	3/4	5 489	5 489	1 210	0			10	544	183			P	68 040	680	448	9	2	See note 2
Medizin / TheraPro	1	29/1	31/1	4 798	4 798	295	0			13	263	19	14	2	T	10 125	304	448	9	22	
Mineralien, Fossilien, Schmuck - Minerals, fossils, jewellery (Spring)	1	1/4	3/4	1 804	1 804	365	0			24	232	60			P	16 574	166	448	9	3	See note 2
MODELL SÜD / Stuttgarter Messeherbst	1	17/11	20/11	1 675	1 675	384	0			6	62	9			P	40 340	806	448	9	3	See note 1
O & S - International Trade Fair for Surface Treatments & Coatings	2	31/5	2/6	6 845	6 845	976	0			17	274	63			T	6 631	1 393	187	9	19	See note 5
parts2clean - Leading International Trade Fair for Industrial Parts and Surface Cleaning	1	31/5	2/6	5 959	5 959	680	0			16	211	35			T	7 427	1 411	187	9	19	See note 5
PFLEGE PLUS - Trade fair for the trade market	2	26/4	28/4	3 606	3 606	66	0			4	177	5	3		T	6 679		448	9	22	
Retro Classics - Europe's greatest classic car exhibition	1	17/3	20/3	57 108	56 823	7 637	285	220		20	844	151			P	87 871	8 790	448	9	16, 26	
Spielmesse / Stuttgarter Messeherbst	1	17/11	20/11	1 949	1 949	103	0			5	78	8			P	49 063	491	448	9	3	See note 1
südback- Trade Fair for the Bakery and Confectionery Trades	1	22/10	25/10	29 618	29 596	3 887	22			22	691	121	25	6	T	38 651	6 571	448	9	2	
TV TecStyle Visions	2	4/2	6/2	9 079	9 079	3 157	0			20	249	98	1	1	T	10 184	1 528	448	9	25	See note 4
veggie & frei von / Stuttgarter Messeherbst	1	18/11	20/11	1 650	1 650	126	0			8	173	13			P	31 070	311	448	9	2	See note 1
VISION - Leading world trade fair for machine vision	2	8/11	10/11	10 884	10 884	5 035	0			28	440	252	2	2	T	9 751	4 193	448	9	19	

(*) Please refer to each national definition given at the beginning of the report

2016 EVENTS BY CITY

	Interval Year	Opening date	Closing date	Space				Exhibitors				Visitors/Visits (*)			Organizer	Auditor	Industry sector			
				Rented Space (sq.m)				Exhibitors with their own stands		Represented firms		Admission for Trade/Public	Total	Foreign/International (*)						
				Total	Halls	Foreign/International (*)	Open air	Foreign/International (*)	from ... countries	Total	Foreign/International (*)								Total	Foreign/International (*)
Stuttgart (D)																				
WETEC - International Tradeshow for Signmaking, Large Format Printing, Light Advertising & Digital Signage	2	4/2	6/2	3 674	3 674	423	0		11	164	26			T	7 633	771	784	9	4	See note 4
Note 1: Visitor attendance determined by a representative poll in the combination of Stuttgarter Messeherbst. Multiple answers were permitted																				
Note 2: Visitor attendance determined by a representative poll in the combination of Slow Food/Fair Handel/Mineralien, Fossilien, Schmuck/GARTEN/Kreativ Frühjahr/auto motor and sport i-Mobility. Multiple answers were permitted																				
Note 3: Event with changing venues																				
Note 4: Visitor attendance determined by a representative poll in the combination of TV TecStyles Vision/WETEC/GiveADays. Multiple answers were permitted																				
Note 5: Visitor attendance determined by a representative poll in the combination of O & Sparts2clean. Multiple answers were permitted																				
Surgut (RU)																				
Surgut, Oil and Gas	1	28/9	30/9	2 427	826	89	1 601	137	9	105	10	0	0	T	3 680	0	790	13	9	
Tampere (SF)																				
Asta Constructor, Interior Design 2016	1	5/2	7/2	5 910	5 747		163		2	340		0		P	14 718		712	12	12	
Diabetes 2016 Fair	1	23/9	24/9	357	357		0		1	65		65		T/P	3 534		259	12	22	
Energy Fair 2016	2	25/10	27/10	7 441	7 326		115		16	359		12		T	6 900		259	12	9	
Engineering Works & Nordic Welding Expo 2016	2	15/3	17/3	7 279	7 279		0		8	262		621		T	8 605		712	12	19	
EuroSafety, Workplace Welfare, Logistics 2016	2	13/9	15/9	7 220	7 154		66		10	258		245		T	8 539		712	12	4	
Finnish Handicrafts 2016, Antique Fall 2016	1	18/11	20/11	5 885	5 821		64		1	783		0		P	43 325		712	12	3	
Good Age 2016 Fair	2	20/10	21/10	2 078	2 078		0		4	190		1		T/P	5 274		259	12	3	
Horses 2016	1	2/4	3/4	4 490	4 095		395		8	190		0		P	14 979		712	12	3	
Subcontracting 2016	1	27/9	29/9	14 892	14 519		373		22	989		787		T	18 310		712	12	4	
Super Fair 2016	1	15/4	17/4	5 792	5 741		51		5	427		0		P	17 122		712	12	27	
TARBES (F)																				
AGRICULTURE - TARBES	1	10/3	13/3	12 340	4 619	108	7 721	450	4	324	19			P	53 584	0	667	8	1	
AMERICAN SALOON - TARBES	1	2/9	4/9	486	426	54	60	0	1	17	2			P	1 875	0	714	8	3	
FOIRE EXPOSITION - TARBES	1	14/4	17/4	4 470	4 345	9	125	0	1	168	1			P	19 094	0	132	8	27	
MAISON - TARBES	1	13/10	16/10	1 921	1 921	0	0	0	0	95	0			P	5 962	0	132	8	12	
MARIAGE TARBES	1	23/1	24/1	603	603	0	0	0	0	56	0	53	0	P	1 898	0	132	8	4	
SALON DE LA MAISON - TARBES	1	13/10	16/10	1 921	1 921	0	0	0	0	95	0			P	5 962	0	132	8	12	
TEKİRDAĞ (TR)																				
4. Çorlu Autoshow	1	3/8	7/8		2 050	0				23	0		0	T/P	140 000	0	637	16	16	
9.Çorlu Agriculturetech 2016	1	3/8	7/8		21 037	0				73	0		0	T/P	140 000	0	637	16	1	
DLG-ÖÇP Agriculture and Technology Days 2016	1	6/9	9/9		16 920	350				101	2		12	T/P	22 355	653	193	16	1	
TOKAT (TR)																				
Tokat Agricultural 2016- Agricultural and stock farming fair	1	10/11	13/11		10 000	0				108	0		0	T/P	83 000	0	88	16	1	
TORINO (I)																				
A & T - AFFIDABILITA' E TECNOLOGIE	1	20/4	21/4	3 900	3 900	600	0	0	4	174	15	61	61	T	6 513	531	5	5	18	
ARTISSIMA - INTERNAZIONALE D'ARTE CONTEMPORANEA	1	11/11	13/11	7 003	7 003	4 349	0	0	33	202	128	0	0	T/P	40 635	9 976	309	5	3	
AUTOMOTORETRO' - IL COLLEZIONISMO DEI MOTORI	1	12/2	14/2	39 800	24 800	3 600	15 000	0	7	1 190	275	20	0	T/P	59 122	8 716	102	5	16	
EUOMINERALEXPO	1	29/9	2/10	4 400	4 400	1 450	0	0	20	240	108	0	0	T/P	7 576	1 589	115	5	3	
SALONE INTERNAZIONALE DEL LIBRO	1	12/5	16/5	33 500	30 500	2 000	3 000	1 000	16	496	26	656	16	T/P	144 875	2 971	308	5	8	
SMART MOBILITY WORLD/ITN	1	21/9	23/9	2 000	1 800	0	200	0	7	61	7	0	0	T	1 961	193	328	5	5	
TERRA MADRE SALONE DEL GUSTO	2	22/9	26/9	18 500	0	0	18 500	2 785	86	1 054	255	0	0	T/P			681	5	2	
Torre Pacheco (Murcia) (E)																				
BODA Y HOGAR	1	28/10	30/10	4 051	2 851	0	0	0	1	86	0	0	0	T/P	2 165	0	384	11	13, 25	
DESEMBALAJE DE ANTIGUEDADES	1	23/9	25/9	1 930	1 930	0	0	0	1	85	0	0	0	T/P	5 848	0	384	11	3	

(*) Please refer to each national definition given at the beginning of the report

2016 EVENTS BY CITY

	Interval Year	Opening date	Closing date	Space						Exhibitors						Visitors/Visits (*)				Organizer	Auditor	Industry sector
				Rented Space (sq.m)						Exhibitors with their own stands			Represented firms			Admission for Trade/Public		Foreign/International (*)				
				Total	Halls		Open air		from ... countries	Total	Foreign/International (*)	Total	Foreign/International (*)	Total	Foreign/International (*)	Total	Foreign/International (*)	Total	Foreign/International (*)			
					Total	Foreign/International (*)	Total	Foreign/International (*)														
Torre Pacheco (Murcia) (E)																						
EQUIMUR - SALON INTERNACIONAL DE CABALLOS DE RAZAS PURAS	1	10/3	13/3	11 587	1 943	0	0	0	1	75	0	0	0	T/P	7 565	0	384	11	3			
EXPOSICIÓN CANINA	1	12/11	13/11	8 506	1 056	12	0	0	2	42	1	0	0	T/P	8 054	0	626, 384	11	1, 3			
SALON DE LA AUTOMOCION E INDUSTRIAS AFINES	1	3/12	6/12	10 122	10 122	0	0	0	1	45	0	0	0	T/P	6 375	0	384	11	16			
SALÓN DEL VEHICULO DE OCASIÓN	1	22/4	24/4	11 833	11 833	0	0	0	1	53	0	0	0	P	4 796	0	384	11	16			
SALÓN ERÓTICO DE MURCIA	1	9/4	10/4	304	304	12	0	0	2	28	1	0	0	T/P	4 257	0	384	11	3			
WINTER FREAK - SALON DEL MANGA Y LA CULTURA ALTERNATIVA	1	27/2	28/2	5 404	432	24	0	0	3	26	2	0	0	P	5 283	0	384	11	3			
Torun (PL)																						
Christmas Taste of Regions	1	17/12	18/12	342	332	0	10	0	1	61	0	0	0	P	free	0	716	4	27			
Garden (Spring)	1	7/5	8/5	561	188	0	373	0	1	57	0	0	0	P	0	0	716	4	3			
Gardening Autumn	1	10/9	11/9	324	93	0	231	0	1	32	0	0	0	P	0	0	716	4	3			
Konserwacje	2	20/10	21/10	109	109	0	0	0	1	20	0	0	0	T/P	200	0	716	4	4			
Medinpol	1	25/10	25/10	137	137	5	0	0	2	19	1	0	0	T	0	0	716	4	22			
Moto-Tor	1	8/10	9/10	398	372	0	26	0	1	16	0	0	0	T/P	2 163	0	716	4	16			
Od Działki po Dom/Invest-Tor	1	5/3	6/3	917	828	0	89	0	1	77	0	0	0	T/P	1 557	0	716	4	5			
Real Estate	1	24/9	25/9	364	355	0	9	0	1	31	0	0	0	T/P	820	0	716	4	15			
Tourism/Relax	1	9/4	10/4	545	490	0	55	0	1	69	0	0	0	P	2 819	0	716	4	6			
Wedding/Beauty Academy	1	19/11	20/11	187	187	0	0	0	1	43	0	0	0	T/P	930	0	716	4	3			
TOULON (F)																						
SALON DU LYCÉEN ET DE L'ÉTUDIANT - TOULON	1	9/1	9/1	603	603	0	0	0	0	59	0	0	0	P	3 041	0	346	8	8			
TOULOUSE (F)																						
CHOCOLAT ET GOURMANDISES - TOULOUSE	1	4/11	6/11	434	434	18	0	0	1	35	1	0	0	P	9 446	0	327	8	2			
FOIRE INTERNATIONALE - TOULOUSE	1	9/4	18/4	23 293	13 761	617	9 531	0	12	549	31	0	0	P	90 739	0	327	8	27			
FORM AVENIR - TOULOUSE	1	5/2	6/2	1 109	1 109	0	0	0	0	87	0	0	0	P	11 578	0	107	7	8			
FRANCE CE TOULOUSE	2x1	6/10	7/10	853	853	42	0	0	3	131	10	14	0	T	1 224	0	156	8	4			
FRANCE CE TOULOUSE	2x1	15/3	16/3	680	680	24	0	0	3	113	8	9	0	T	991	0	156	8	4			
HABITAT - TOULOUSE	1	6/10	9/10	1 998	1 998	0	0	0	0	84	0	0	0	P	7 276	0	327	8	12			
IMMOBILIER - TOULOUSE	1	30/9	2/10	1 552	1 552	66	0	0	2	87	4	0	0	P	9 163	6	156	8	15			
IMMOBILIER MIDI-PYRÉNÉES - TOULOUSE	1	11/3	13/3	1 390	1 390	18	0	0	0	81	1	0	0	P	8 090	17	156	8	15			
INFOSUP - TOULOUSE	1	16/11	19/11	4 798	4 798	9	0	0	0	254	1	0	0	P	40 000	0	565	7	4			
MAHANA TOULOUSE	1	5/2	7/2	1 453	1 453	161	0	0	6	185	21	0	0	P	8 570	0	156	8	3			
SEPEM INDUSTRIES SUD OUEST - TOULOUSE	1	27/9	29/9	4 329	4 329	280	0	0	0	391	25	0	0	T	3 088	60	244	7	19			
SMAHRT - TOULOUSE	2	24/1	27/1	3 657	3 657	115	0	0	3	187	6	0	0	T	10 169	107	327	8	2			
TOULOUSE GAME SHOW	1	26/11	27/11	2 373	2 373	228	0	0	0	144	10	0	0	P	45 570	0	725	7	13			
VINS ET TERROIRS - TOULOUSE	1	4/11	6/11	2 805	2 805	42	0	0	1	289	3	0	0	P	28 237	0	327	8	2			
VINS ET TERROIRS DU PRINTEMPS - TOULOUSE	1	18/3	20/3	1 130	1 130	18	0	0	1	126	3	0	0	P	10 490	0	327	8	2			
VOITURE D'OCCASION - TOULOUSE	1	20/5	22/5	7 301	2 036	0	5 266	0	0	14	0	0	0	P	1 816	0	327	8	3			
TOURS (F)																						
DECO AMEUBLEMENT JARDIN - TENDANCEXPO - TOURS	1	14/10	16/10	2 618	2 618	0	0	0	0	88	0	0	0	P	17 813	0	735	7	27			
FOIRE EXPOSITION - TOURS	1	7/5	16/5	46 304	46 304	457	0	0	0	613	14	0	0	P	250 000	0	735	7	27			
L'UNIVERS DE L'HABITAT - TOURS	1	26/2	28/2	2 840	2 840	0	0	0	0	144	0	0	0	P	12 005	0	63	7	12			
PIECES SCAR	1	27/1	28/1	1 638	1 638	126	0	0	4	99	7	0	0	P	620	0	665	8	16			
RENCONTRES DE MICROBIOLOGIE - TOURS	1	15/3	16/3	156	156	18	0	0	0	26	3	0	0	T	142	19	9	7	22			
SALONS CE TOURS	1	19/4	20/4	457	457	3	0	0	1	69	1	4	0	T	652	0	156	8	4			

(*) Please refer to each national definition given at the beginning of the report

2016 EVENTS BY CITY

	Interval Year	Opening date	Closing date	Space					Exhibitors					Visitors/Visits (*)			Organizer	Auditor	Industry sector	
				Rented Space (sq.m)					Exhibitors with their own stands			Represented firms		Admission for Trade/Public	Total					
				Total	Halls		Open air		from ... countries	Total	Foreign/International (*)	Total	Foreign/International (*)		Total	Foreign/International (*)				
					Total	Foreign/International (*)	Total	Foreign/International (*)												
TOURS (F)																				
VEHICULES D'OCCASION - TOURS	1	26/2	28/2	2 182	2 182	0	0	0	0	11	0			P	12 005	0	735	7	26	
TROYES (F)																				
ARTISANS D'ART - TROYES	1	22/1	25/1	1 060	1 060	0	0	0	0	89	0			P	5 014	0	736	8	12	
FOIRE DE CHAMPAGNE - TROYES	1	28/5	5/6	6 675	3 610	151	3 065	0	4	200	5			P	29 213	0	736	8	27	
GASTRONOMIE - TROYES (ANCIENNEMENT BIEN VIVRE A TABLE)	1	11/11	14/11	1 850	1 850	0	0	0	0	148	0			P	17 486	0	736	8	2	
HABITAT ET DECORATION - TROYES (ANCIENNEMENT HABIMAT)	1	23/9	26/9	2 282	2 127	0	155	0	0	127	0			P	5 952	0	736	8	12	
VINS DE FRANCE - TROYES	1	8/4	10/4	288	288	0	0	0	0	47	0			P	2 304	0	137	7	2	
Turku (SF)																				
Boatexpo 2016	1	10/11	13/11	3 812	3 803		9		2	66		4		P	5 271		741	12	26	
Caravan Show 2016	1	8/1	10/1	5 028	4 996		32		3	42		7		P	5 120		741	12	6	
Construction & Interior Design 2016	1	12/2	14/2	5 412	5 371		41		1	248		16		P	14 194		741	12	12	
NaviGate 2016	2	18/5	19/5	1 268	1 250		18		3	104		50		T	1 236		741	12	26	
Skilled Women, Healthy living & Outlet 2016	1	28/10	30/10	2 847	2 812		35		4	263		38		P	7 185		741	12	3	
Turku Art & Antique Fair 2016	1	19/3	20/3	2 186	2 154		32		4	105		0		P	8 438		741	12	3	
Turku Book Fair 2016	1	30/9	2/10	2 385	2 361		24		1	143		24		P	23 371		741	12	3	
Turku Food and Wine Fair 2016	1	30/9	2/10	1 204	1 204		0		2	100		12		P	23 371		741	12	2	
Turku Garden Fair 2016	1	1/4	3/4	2 253	2 221		32		3	108		3		P	11 216		741	12	3	
Vaihdia Vapaalle 2016	1	11/3	13/3	2 576	2 544		32		1	76		3		P	2 941		741	12	3	
Ufa (RU)																				
Gas, Oil, Technology-2016. Russian Petrochemical Forum.	1	24/5	27/5	5 465	3 783	783	1 682	99	13	309	50	32	1	T	14 135	121	100		9	
Urmeå (S)																				
Nolia Trädgård, garden	1	15/4	17/4	871	871		0			62				P	6 775		560	14	3	
UŞAK (TR)																				
2. Ege Live Animals, Livestock, milk, greenhouse and agricultural technology farm equipment	1	1/9	4/9		13 400	0				103	0		0	T/P	37 540	0	334	16	1	
Utrecht (NL)																				
Beautyspot.nl live edition	1	10/9	12/9	3 665	3 665	444				87	11			T	6 659		418		14	
Beautyspot.nl Trade edition	1	25/3	27/3	4 219	4 219	726				108	21			T	9 131		418		14	
Bike MOTION Benelux	1	21/10	24/10	11 639	11 639	4 535				216	87			T/P	28 336	1 983	418		3	
Dutch Comic Con 2016	1	26/3	27/3	1 997	1 997					218	51			P	30 560	blank	207		3	
Empack Utrecht 2016	2	12/4	14/4	10 527	10 527					385	69			T	9 184	1 843	207		11	
ESEF	2	15/3	18/3	10 140	10 140	1 954				338	77			T	24 964	1 400	418		8	
ICT & Logistiek	1	2/11	3/11	2 632	2 632	274				116	16			T	4 980	155	418		21, 26	
Industrial Processing	2	4/10	7/10	4 338	4 338	424				118	16			T	12 235	267	418		19	
Infosecurity.nl	1	2/11	3/11	1 940	1 940	565				76	30			T	7 889	197	418		21	
Kampeer & Caravan Jaarbeurs	1	11/10	15/10	25 497	25 497	4 619				169	33			P	44 562	446	418		3	
KreaDoe	1	2/11	6/11	5 510	5 510	281				294	13			P	38 394	384	418		3	
MOTORbeurs Utrecht	1	18/2	21/2	23 601	23 601	2 641				307	60			P	96 370	964	418		16	
Najaarsbeurs 2016	1	3/9	5/9	1 173	1 173	250				99	18			T	9 000		418		12, 13, 24, 25	
Storage Expo	1	2/11	3/11	1 321	1 321	380				60	15			T	7 889	197	418		21	
Support	2	25/5	28/5	4 323	4 323	160				149	8			T/P	15 575	281	418		22	
Taste of Holland	1	3/2	5/2	1 159	1 159	9				68	1			P	12 781		418		3	
Techni-Show	2	15/3	18/3	27 057	27 057	4 547				383	80			T	42 470	2 700	418		8	
Tooling Event	1	2/11	3/11	378	378	34				12	2			T	7 889	197	418		21	






(*) Please refer to each national definition given at the beginning of the report

2016 EVENTS BY CITY

	Interval Year	Opening date	Closing date	Space						Exhibitors						Visitors/Visits (*)				Organizer	Auditor	Industry sector	
				Rented Space (sq.m)						Exhibitors with their own stands			Represented firms			Admission for Trade/Public		Foreign/International (*)					
				Total	Halls		Open air		from ... countries	Total	Foreign/International (*)	Total	Foreign/International (*)	Total	Foreign/International (*)	Total	Foreign/International (*)	Total	Foreign/International (*)				
					Total	Foreign/International (*)	Total	Foreign/International (*)															
Utrecht (NL)																							
Ufi Account	Vakantiebeurs (incl. Camping by Night)	1	13/1	17/1	19 495	19 495	5 218					497	194			T/P	121 573	12 148	418		6		
	Voorjaarsbeurs 2016	1	6/3	8/3	960	960	201					96	17			T	7 810		418		12, 13, 24, 25		
	VSK	2	2/2	5/2	19 597	19 597	1 974					288	42			T	35 058	1 429	418		5		
	Welkom in de Zorg	2	6/4	7/4	723	723						42				T	3 895	50	418		22		
	X-mas Con 2016	1	17/12	18/12	1 777	1 777						119	37			P	8 490	blank	207		3		
	Zorg & ICT 2016	1	6/4	7/4	4 429	4 429	203					173	14			T	10 053	165	418		21, 22		
VALENCE (F)																							
	FRANCE CE VALENCE	1	31/3	31/3	300	300	4	0	0	1	56	1				T	217	0	156	8	4		
Valencia - (E)																							
	BASKET PASSION - 1º Salon Internacional	1	24/6	26/6	6 850	777	0	0		1	18	0	0	0	P	2 021	0	282	11	3			
	BEAUTY FORUM VALENCIA - 6º Salón profesional de Estética, spa y uñas	1	27/2	28/2	1 670	1 125	65	0	0	5	64	4			T	6 291		282	11	14			
	BEBÉS & MAMÁS - 1º salón del bebé para mamás, papás y futuras familias	1	5/3	6/3	1 339	799	74	0	0	3	53	2			P	3 307		282	11	3			
Ufi Account	CEVISAMA - 34ª Salón Internacional de cerámica para arquitectura, equipamiento de baño y cocina, piedra natural materias primas, esmaltes, fritas, colores y maquinaria.	1	1/2	5/2	49 734	48 874	4 700	0	0	41	479	103	185	129	T	77 611	18 547	282	11	5			
	CREATIVA- 4º salon de las manualidades, labores y bellas artes	1	22/4	24/4	889	678	76	0	0	3	69	6	0	0	P	6 831	0	164, 282	11	3			
	DIA MAGICO BY FIMI - 4ª Feria de comunión y ceremonia	1	6/5	8/5	2 340	1 545	82	0	0	3	83	6	0	0	T	1 745	49	282	11	25			
	DOS RUEDAS - VLC BIKE - 4ª Salon de la Moto y Bicicleta	1	11/11	13/11	8 835	5 923	0	0	0	1	49	0	0	0	P	15 201	0	282	11	16	See note		
	DREAMHACK VALENCIA	1	14/7	17/6	6 570	833	119	0	0	4	21	4			P	17 756		199, 282	11	21			
Ufi Account	ECOFIRA - 14ª Feria Int. De las soluciones medioambientales	1	28/9	29/9	3 037	1 249	0	0	0	1	38	0			T	1 603	42	282	11	10			
	EGETICA - 7ª Feria de las energías	1	28/9	29/9	834	208	16	0	0	2	25	1			T	1 562	37	282	11	9			
	ESPACIO COCINA - 2º Salón de mueble y equipamiento para cocina	1	1/2	5/2	2 889	2 467	64	0	0	7	44	1	77	23	T	incl. in CEVISAMA		282	11	5			
Ufi Account	EUROBRICO - 9ª Feria Internacional del Bricolaje	2	28/9	30/9	6 441	5 668	456	0	0	23	142	19	195	111	T	2 450	112	282	11	5			
	FERIA DEL AUTOMOVIL - FERIA VEHICULO DE OCASIÓN - 19ª Feria del automovil	1	2/12	6/12	40 108	25 480	0	0	0	1	72	0	0	0	P	37 500	0	282	11	16			
Ufi Account	FERIA HABITAT VALENCIA - 52ª Feria Internacional del Mueble	1	1/2	5/2	8 177	7 160	1 385	0	0	12	150	32			T	incl. in CEVISAMA		282	11	12			
	FERIA VEHICULO SELECCIÓN OCASIÓN - 8ª Feria Vehiculo Ocasión	1	22/4	24/4	11 509	7 178	0	0	0	1	26	0	0	0	P	7 001	0	282	11	16			
	FIESTA Y BODA- 18º Salon productos y servicios para eventos y celebraciones	1	4/11	6/11	4 074	2 037	0	0	0	1	153	0			P	5 133	4	282	11	3, 25			
Ufi Account	FIMI - 82 Feria Internacional de la Moda Infantil y Juvenil	2x1	22/1	24/1	4 910	3 191	634	0	0	11	158	27	105	20	T	4 233	501	282	11	25			
Ufi Account	FIMI - 83ª Feria Internacional de Moda Infantil -Juvenil	2x1	24/6	26/6	3 876	2 548	554	0	0	12	143	23	107	17	T	1 835	316	282	11	25			
Ufi Account	FIMMA - 37 Feria Internacional de maquinaria y herramientas para el mueble, carpintería y decoración.	2	2/2	5/2	8 067	8 067	1 798	0	0	14	125	46	52	35	T	incl. in CEVISAMA		282	11	5			
Ufi Account	FIV / EXPOJOVE - FERIA de la Infancia y Juventud de Valencia	1	26/12	4/1	22 601	22 529	16	0	0	2	77	1	0	0	P	81 365	0	282	11	3			
	FORINVEST- 9º Foro-Exposición Internacional de productos y servicios financieros, inversiones, seguros y soluciones tecnológicas para el sector	1	9/3	10/3	2 826	1 296	0	0	0	1	85	0	0	0	T	4 706	12	282	11	4			
	GASTRONOMA - Gran Evento de la Gastronomía.	2	19/11	21/11	5 054	2 719	92	0	0	3	146	5			T/P	9 252	44	282	11	2			

(*) Please refer to each national definition given at the beginning of the report

2016 EVENTS BY CITY

	Interval Year	Opening date	Closing date	Space						Exhibitors					Visitors/Visits (*)			Organizer	Auditor	Industry sector				
				Rented Space (sq.m)				Open air		Exhibitors with their own stands			Represented firms		Admission for Trade/Public	Total								
				Total	Halls		Total	Foreign/International (*)	Total	Foreign/International (*)	from ... countries	Total	Foreign/International (*)	Total		Foreign/International (*)	Total					Foreign/International (*)		
					Total	Foreign/International (*)									Total								Foreign/International (*)	
Valencia - (E)																								
				HOME TEXTIL PREMIUM BY TEXTIL HOGAR- 2º Salón Internacional de textiles para el hogar y la decoración	1	8/9	10/9	1 823	1 779	139	0	0	2	71	6			T	1 823	93	282	11	12	
				IBERFLORA - 45ª Feria Internacional de planta, flor, jardinería, tecnología y bricójardin	1	28/9	30/9	14 449	12 753	1 566	0	0	19	311	35	204	97	T	8 346	624	282	11	1	
				LABORALIA - 7º Salón de la Seguridad y Riesgos Laborales	1	28/9	29/9	833	471	48	0	0	4	33	3			T	1 875	15	282	11	5	
				MADERALIA - 37ª Feria Internacional de proveedores sector madera, mueble y decoración	2	2/2	5/2	10 843	10 768	1 347	0	0	27	215	32	180	110	T	incl. in CEVISAMA		282	11	5	
				RETRO AUTO&MOTO VALENCIA - 4º Salón vehículo clásico y de época	1	14/10	16/10	16 711	5 303	0	0	0	1	98	0	0	0	T	6 795	0	248, 282	11	16	
				SIF - 27ª Salón Internacional de la franquicia, oportunidades de negocio y comercio asociado.	1	20/10	22/10	3 046	2 651	123	0	0	5	103	6			T	3 548	66	282	11	4	
				URBE - Feria Inmobiliaria del Mediterráneo	1	4/11	6/11	443	422	0	0	0	1	21	0	0	0	P			282	11	15	
<i>Note: includes "VLC BIKE - 3º Salon de la Bicicleta de Valencia"</i>																								
Valladolid (E)																								
				FERIA DE MUESTRAS DE VALLADOLID	1	3/9	11/9	13 213	9 354	168	550	0	4	113	11	0	0	P	231 526	0	283	11	27	
				INTUR /FERIA INTERNACIONAL DEL TURISMO DE INTERIOR	1	24/11	27/11	9 168	7 838	877	0	0	17	304	60	276	29	T	44 284	3 362	283	11	6	
VAN (TR)																								
				6. Eastern Agriculture, Livestock and Food Fair	1	14/4	17/4		7 500	0				64	0		0	T/P	32 000	1 318	30	16	1	
				7. Van Building, Furniture, Construction Machinery and reserves	1	27/10	30/10		7 500	975				108	14		0	T/P	12 805	2 304	30	16	5	
				7. Van Tourism and Travel Fair	1	10/11	13/11		11 000	910				104	26		0	T/P	24 499	2 500	30	16	6	
				Van Book Fair	1	22/4	30/4		3 000	0				61	0		0	T/P	150 000	0	30	16	3	
VANNES (F)																								
				CHOCOLAT - VANNES	1	11/11	13/11	726	726	0	0	0	0	57	0			T	11 501	0	145	8	2	
				CONCHYLICULTURE - VANNES	1	7/9	8/9	1 688	1 688	54	0	0	2	71	4			T	1 588	45	145	7	1	
				FOIRE EXPOSITION - VANNES	1	29/9	3/10	5 667	3 233	36	2 434	0	1	192	1			P	16 848	0	145	8	27	
				RESPIREZ LA VIE - VANNES	1	22/1	24/1	1 882	1 882	31	0	0	0	199	4			P	9 414	0	443	7	2	
				SAGA - VANNES	1	25/11	28/11	1 686	1 686	111	0	0	0	102	1			P	10 159	0	184	7	2	
				TOURISME ET LOISIRS DE PLEINE NATURE - VANNES	1	11/3	13/3	1 350	1 350	0	0	0	0	113	0			P	6 358	0	145	8	27	
				VINS ET GASTRONOMIE - VANNES	1	5/3	7/3	891	891	0	0	0	0	129	0			P	14 027	0	329	8	2	
				VIVING - VANNES	1	27/2	29/2	3 252	3 252	0	0	0	0	171	0			P	8 510	0	329	8	12	
VERDUN (F)																								
				FOIRE EXPOSITION - VERDUN	1	8/9	12/9	13 694	3 283	42	10 411	0	3	332	3			P	24 975	0	764	8	27	
				MARIAGE - VERDUN	1	22/10	23/10	954	954	0	0	0	0	41	0			P	1 520	0	764	8	3	
VERONA (I)																								
				COSMOBIKE SHOW	1	16/9	19/9	17 270	15 584	1 748	1 686	145	23	312	53	140	70	T/P	60 113	3 051	766	5	3	
				FIERACAVALLI	1	10/11	13/11	97 151	65 216	12 878	31 935	4 593	25	509	89	253	87	P	161 175	23 149	766	5	3	
				FIERAGRICOLA	2	3/2	6/2	47 275	41 362	1 739	5 913	156	22	623	51	247	62	P	130 366	19 924	766	9	1	
				FRUIT & VEG SYSTEM	1	4/5	6/5	1 300	800	0	500	0	1	34	0	0	0	T	1 287	44	766	5	2	
				MARMOMACC	1	28/9	1/10	77 738	61 414	28 791	16 324	5 183	53	1 646	1 063	24	7	T	65 979	39 950	766	9	5	
				MOTORBIKE EXPO	1	22/1	24/1	71 476	69 014	9 800	2 462	658	25	710	191	0	0	P	151 445	19 129	766	5	16	
				PROGETTO FUOCO	2	24/2	28/2	39 652	36 952	9 709	2 700	750	39	601	210	153	112	T/P	70 317	14 540	766	5	9	
				VERONA LEGEND CARS	1	13/5	15/5	17 213	16 434	316	779	0	7	300	10	0	0	P	25 372	2 820	766	5	16	
				VERONA MINERAL SHOW GEO BUSINESS	1	27/5	29/5	8 500	8 500	3 570	0	0	23	259	108	0	0	P	11 500	1 647	766	5	24	
				VERONA MINERAL SHOW GEO SHOP	1	25/11	27/11	8 400	8 400	2 547	0	0	24	228	75	0	0	P	15 208	1 186	766	5	24	

(*) Please refer to each national definition given at the beginning of the report

2016 EVENTS BY CITY

	Interval Year	Opening date	Closing date	Space					Exhibitors					Visitors/Visits (*)			Organizer	Auditor	Industry sector		
				Rented Space (sq.m)					Exhibitors with their own stands			Represented firms		Admission for Trade/Public	Total						
				Total	Halls		Open air		from ... countries	Total	Foreign/ International (*)	Total	Foreign/ International (*)		Total	Foreign/ International (*)					
					Total	Foreign/ International (*)	Total	Foreign/ International (*)													
VERONA (I)																					
Ufi Vinitaly – SOL&AGRIFOOD – Enolitech	1	10/4	13/4	87 992	87 801	1 474	191		28	4 345	131	258	42	T	127 535	48 540	766	9	2		
VERTOU (F)																					
VINS ET GASTRONOMIE - VERTOU	1	12/2	15/2	486	486	0	0	0	0	79	0			P	7 227	0	329	8	2		
VICENZA (I)																					
Ufi ABILMENTE AUTUNNO	1	13/10	16/10	7 474	7 474	626	0	0		338	45	0	0	P	52 374		414	10	3		
Ufi ABILMENTE PRIMAVERA	1	25/2	28/2	5 468	5 468	324	0	0		234	30	0	0	P	32 677		414	10	3		
Ufi HIT SHOW	1	13/2	15/2	11 072	11 072	842	0	0		275	48	0	0	T/P	35 300		414	10	3		
Ufi PESCARE SHOW	1	20/2	21/2	7 296	7 296	358	0	0		177	25	0	0	T/P	13 103		414	10	3		
Ufi T-GOLD	1	22/1	27/1	3 464	3 464	693	0	0		133	37	0	0	T	35 092	20 069	414	10	19		
Ufi VICENZAORO JANUARY	1	22/1	27/1	25 854	25 854	7 434	0	0		1 033	348	0	0	T	19 381	8 744	414	10	24		
Ufi VICENZAORO SEPTEMBER	1	3/9	07/9	25 468	25 468	6 928	0	0		1 018	320	0	0	T	19 224	8 219	414	10	24		
Note: T-GOLD and VICENZAORO JANUARY visitors were shared																					
Vladivostok (RU)																					
CITY	1	27/4	29/4	2 063	1 667	250	396	0	12	186	24	43	0	T/P	7 970	480	181	13	5		
Wächtersbach (D)																					
Messe Wächtersbach - Consumer goods exhibition	1	30/4	8/5	9 364	5 078	141	4 286	35	11	315	13			P	57 494		517	9	27		
Warsaw (PL)																					
Cavaliada-Warszawa	1	28/2	28/2	723	688	18	35	0	2	45	2			P	17 213	0	595	4	3		
Futurdent	1	22/4	23/4	232	232	0	0	0	1	30	0			T			795	4	22		
GoldSilverTime	1	29/9	1/10	1 336	1 336	176	0	0	8	156	17			T/P	1 363		489	4	24		
MilMed Expo	1	22/4	23/4	167	167	0	0	0	1	21	0			T			795	4	22		
New House/New Apartment	4x1	10/9	11/9	1 370	1 348	0	22	0	1	129	0			P	5 872		547	4	15		
Packaging Innovations	1	12/4	13/4	2 319	2 319	374	0	0	15	172	27			T	4 500	199	717	4	11		
SOSEXPO	1	17/2	18/2	68	68	4	0	0	2	12	1			T			795	4	10		
Warsaw Book Fair	1	19/5	22/5	7 596	7 410	713	186	0	25	809	229			T/P	70 128		547	4	8		
Waterways	1	16/6	18/6	350	350	41	0	0	2	27	1			T			795	4	26		
Wind & Water	1	10/3	13/3	7 012	7 012	381	0	0	10	434	37			T/P	28 058		547	4	3		
Wels (AT)																					
Blühendes Österreich	1	1/4	3/4	25 365	19 282	1 197	6 083	582	11	430	81	0	0	P	36 704		518	1	3		
Wien (AT)																					
Aquatherm	2	26/1	29/1	10 477	10 477	1 129	0	0	10	171	41	48	38	T	18 364		632	1	5		
Auto Show Vienna	1	14/1	17/1	19 740	19 740	387	0	0	4	40	3	0	0	P	138 569		632	1	16		
Bauen & Energie Vienna	1	28/1	31/1	16 925	16 925	2 020	0	0	11	460	60	81	56	P	29 312		632	1	5		
Ferien-Messe Vienna	1	14/1	17/1	15 762	15 762	4 633	0	0	67	837	418	0	0	P	incl. in Auto Show Vienna		632	1	3,6		
Intertool	2	10/5	13/5	11 139	11 139	2 437	0	0	10	271	128	223	207	T	14 385		632	1	19		
Smart	1	10/5	12/5	5 726	5 726	996	0	0	7	151	48	164	156	T	incl. in Intertool		632	1	19		
Wiener Immobilien Messe	1	12/3	13/3	1 528	1 528	1	0	0	2	102	1	1	1	P	in Wohnen & Interieur Messe		632	1	15		
Wohnen & Interieur Messe	1	5/3	13/3	24 476	24 476	4 482	0	0	17	452	89	397	294	P	64 237		632	1	12		
Wilkowice (PL)																					
Roltehnika	1	20/8	21/8	1 873	0	0	1 873	0	1	27	0			P	11 928	0	595	4	1		
Wroclaw (PL)																					
Dentamed	1	18/11	19/11	1 029	1 029	14	0	0	7	140	11			T	2 401	0	717	4	22		
Yecla (Murcia) (E)																					
Feria del Mueble Yecla	1	26/9	29/9	6 178	6 178	420	0	0	6	122	10	0	0	T	3 526	334	285	11	3,5		

(*) Please refer to each national definition given at the beginning of the report

2016 EVENTS BY CITY


	Interval Year	Opening date	Closing date	Space					Exhibitors					Visitors/Visits (*)			Organizer	Auditor	Industry sector		
				Rented Space (sq.m)					Exhibitors with their own stands			Represented firms		Admission for Trade/Public	Total						
				Total	Halls		Open air		from ... countries	Total	Foreign/International (*)	Total	Foreign/International (*)		Total	Foreign/International (*)					
	Total	Foreign/International (*)	Total	Foreign/International (*)		Total	Foreign/International (*)	Total	Foreign/International (*)	Total	Foreign/International (*)		Total	Foreign/International (*)							
YOZGAT (TR)																					
Agriculture, Livestock and Food Industry Machinery and Equipment Fair	1	22/9	25/9		16 440	0				105	0		0	T/P	57 000	0	434	16	1		
Yozgat 7.Agriculture, Food and Livestock Fair	1	21/4	24/4		12 480	0				153	0		0	T/P	96 000	0	434	16	1		
Zagreb (HR)																					
AMBIENTA	1	13/10	16/10		6 593	6 330	926	263	0	5	124	10	191	136	P	16 002		792	1	12	
Biam	2	19/4	22/4		3 747	3 671	926	76	0	8	68	25	185	174	T/P			792	1	19	
Zagreb Auto Show	2	5/4	10/4		39 113	31 909	468	7 204	40	6	140	8	296	245	P	126 040	5 193	792	1	16	
Zagreber Nautikmesse	1	17/2	21/2		4 836	4 821	410	15	0	8	84	14	199	156	P	20 965		792	1	26	
Zaragoza (E)																					
ARATUR - Salón Aragonés del Turismo	1	13/5	15/5		881	860	28	0	0	4	33	3	64	0	T/P			284	11	6	
Creativa Zaragoza	1	12/2	14/2		694	410	0	60	0	3	50	6	0	0	P			164, 284		24, 25	
EXPODRONICA - Salón Internacional de Drones de Uso Civil	1	22/9	23/9		53 008	1 032	0	51 948	0	3	64	2	0	0	T	2 782	137	408, 284	11	20	
Exposición Internacional Canina	1	6/2	7/2		2 482	346	0	0	0	1	2 521	0	0	0	P			685		1, 3	
FERIA GENERAL	1	9/10	16/10		40 303	30 207	49	0	0	4	153	3	0	0	P	18 900	0	284	11	27	
FIMA - Feria Internacional de la Maquinaria Agrícola	2	16/2	20/2		85 496	70 451	6 820	1 182	49	38	579	104	609	549	T	6 363	827	284	11	1	
FMZ - Feria del Mueble de Zaragoza	2	20/1	23/1		48 712	48 712	6 163	0	0	8	469	63	6	0	T	25 280	536	284	11	12, 13	
MENUDA FERIA - Salón de Papás, Mamás y Niños	1	12/11	13/11		1 104	1 104	0	0	0	1	34	0	0	0	P	1 626	0	397, 284	11	3	
NUPZIAL - Salón de Servicios para Congresos, Bodas y Acontecimientos	1	11/11	13/11		3 379	1 694	0	0	0	1	112	0	0	0	P	1 227	0	241, 284	11	3	
Radical Market! Feria Outlet Zaragoza	1	13/5	15/5		7 300	5 000	0	0	0	1	250	0	0	0	P			619, 284		24, 25	
SMAGUA - Salón Internacional del Agua y del Riego	2	8/3	11/3		9 503	8 942	1 168	0	0	34	242	46	316	294	T	7 389	344	284	11	10	
STOCK-CAR - Salón del Vehículo de Ocasión	1	19/5	22/5		23 547	23 547	0	0	0	1	54	0	0	0	P			284	11	16	
ZONGULDAK (TR)																					
Farmers' Fairs - West Blacksea	1	29/9	2/10		2 355	0					82	0		6	T/P	55 124	0	258	16	1	
Zurich (CH)																					
Auto Zürich Car Show	1	10/11	13/11		23 300						252				T/P	60 455		89		16	
Baby und Kids Messe	1	4/3	6/3		820						60				T/P	3 878		551		3	
Bauen & Modernisieren	1	8/9	11/9		98 000						485				T/P	28 000		794		5	
Beauty Forum Swiss	1	27/2	28/2		4 000						120				T/P	10 000		359		14	
Berufsmesse Zürich	1	22/11	26/11		6 300						130		0		T/P	55 705		488		8	
CE Expo	1	3/4	5/4		4 720						43				T/P	2 314		135		21	
CREATIVA Zürich	1	29/9	2/10		1 350						85		8		T/P	21 000		488		27	
CSI Expo und Breitplatz	1	29/1	31/1		1 150						41				T/P	16 517		176		3	
Fespo	1	28/1	31/1		9 235						378				T/P	63 000		272		3	
Fest- und Hochzeitsmesse	1	9/1	10/1		4 523	4 503		20			279				P	8 200		564		3	
Giardina	1	16/3	20/3		14 500						280		45		T/P	59 000		488		3	
Hund, Katze & Co.	1	23/9	25/9		640						45				T/P			401		3	
IFAS	2	25/10	28/10		13 871						410		20		T/P	16 308		488		22	
Maintenance Schweiz	1	10/2	11/2		1 600						82				T/P	1 790		206		5	
Ormaris Zürich	1	17/1	19/1		11 000						382				T/P	10 000		571		3	
Personal Swiss	1	12/4	13/4		4 000						363				T/P	4 550		118		8	
Powertage	2	31/5	2/6		4 618						163		18		T/P	2 260		488		19	
Slow Food Market	1	18/11	20/11		2 394						281				T/P	11 600		267		2	
SuisseEMEX	1	30/8	31/8		9 820						322				T/P	11 000		230		4	
Swiss Online Marketing	1	13/4	14/4		4 000						213				T/P	4 105		118		8	
SWISS-MOTO + SWISS-CUSTOM	1	18/2	21/2		12 672						238		38		T/P	74 349		488		16	

(*) Please refer to each national definition given at the beginning of the report

2016 EVENTS BY CITY

	Interval Year	Opening date	Closing date	Space				Exhibitors				Visitors/Visits (*)			Organizer	Auditor	Industry sector		
				Rented Space (sq.m)				Exhibitors with their own stands		Represented firms		Admission for Trade/Public	Total	Foreign/International (*)					
				Total	Halls		Open air		from ... countries	Total	Foreign/International (*)								Total
	Total	Foreign/International (*)	Total	Foreign/International (*)		Total	Foreign/International (*)	Total	Foreign/International (*)		Total	Foreign/International (*)							
Zurich (CH)																			
TopSoft	1	30/8	31/8	2 530						137				T/P	3 000		666	21	
VeggieWorld	1	23/9	25/9	500						70				T/P			777	2	
Verpackung Schweiz	1	6/4	7/4	4 600						300				T/P	5 200		206	26	
WIR Messe Zürich	1	24/11	27/11	5 590						181				T/P	14 000		781	4	
Women's Expo Switzerland	1	10/4	10/4	1 000						160				T/P	2 000		146	25	
Workplace Strategy Expo	1	12/4	13/4	1 500						40				T/P	850		118	8	
Züspa	1	23/9	2/10	12 000						380		43		T/P	97 000		488	27	

(*) Please refer to each national definition given at the beginning of the report