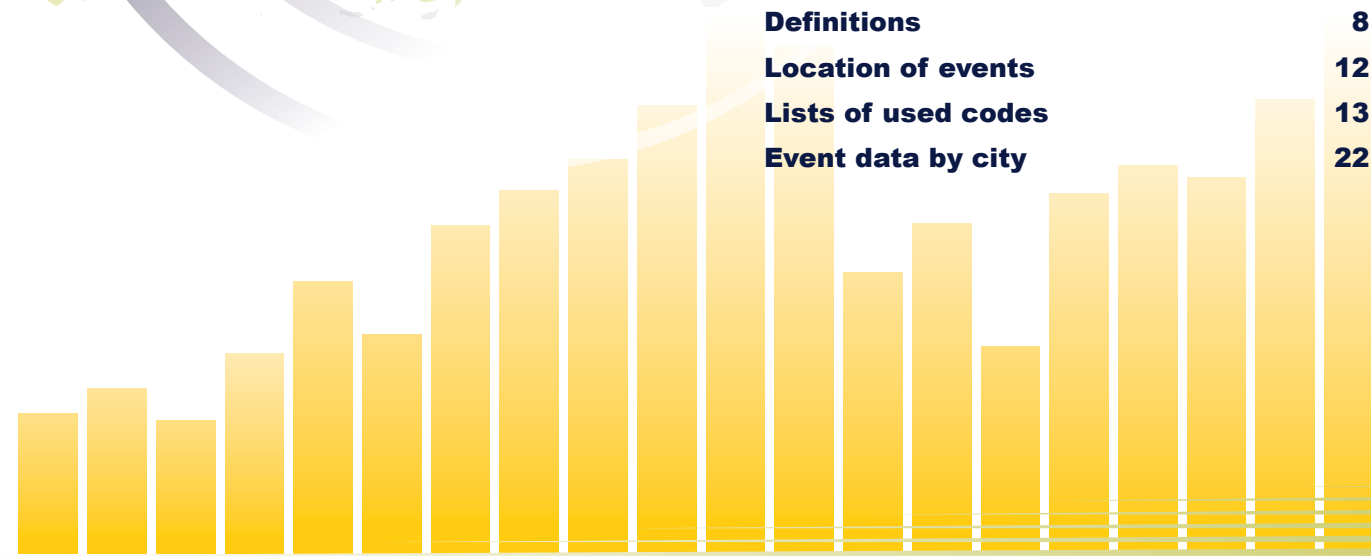


Euro Fair Statistics 2018



Euro Fair Statistics 2018



| | |
|---|-----------|
| Facts about Euro Fair Statistics | 4 |
| Introduction | 5 |
| UFI message | 6 |
| Definitions | 8 |
| Location of events | 12 |
| Lists of used codes | 13 |
| Event data by city | 22 |

Certified Key Figures of Exhibitions in Europe

- Austria*
- Belgium*
- Bulgaria*
- Croatia*
- Czech Republic*
- Finland*
- France*
- Germany*
- Hungary*
- Italy*
- Luxembourg*
- Moldavia*
- Monaco*
- Poland*
- Portugal*
- Romania*
- Russia*
- Slovenia*
- Spain*
- Sweden*
- Switzerland*
- The Netherlands*
- Turkey*
- Ukraine*

FACTS ABOUT EURO FAIR STATISTICS

The 2018 edition contains the certified statistics of 2 673 exhibitions from the following 24 countries:

| | | | |
|--------------------------|-----|---------------------------|-----|
| Austria (AT) | 21 | Monaco (MC)..... | 1 |
| Belgium (BE) | 72* | Poland (PL)..... | 200 |
| Bulgaria (BG)..... | 5 | Portugal (P) | 23 |
| Croatia (HR) | 4 | Romania (RO) | 3 |
| Czech Republic (CZ)..... | 29 | Russia (RU)..... | 120 |
| Finland (SF)..... | 78 | Slovenia (SLO) | 1 |
| France (F)..... | 623 | Spain (E)..... | 317 |
| Germany (D)..... | 196 | Sweden (S)..... | 28 |
| Hungary (HU) | 16 | Switzerland (CH) | 85 |
| Italy (I)..... | 191 | The Netherlands (NL)..... | 132 |
| Luxembourg (LUX)..... | 6* | Turkey (TR) | 499 |
| Moldavia (MD)..... | 2 | Ukraine (UA)..... | 21 |

() Due to internal issues, FEBELUX was not able to provide their statistics in time for the release of the report. As a result, the exhibitions listed in this report for Belgium and Luxemburg are based on the names of the annual ones held in 2017, and the biennial ones from 2016. A "To be updated" mention replaces the dates and statistic after those names. In addition, the consolidated statistics of these past editions have been used for the calculations in the tables above in order to be able to provide a consolidated picture for Europe.*

At these events, organized by 822 organizers, a total of 735 508 exhibitors, 75.4 million visitors and 28 million square metres of rented space were registered.

38% of the exhibitions were addressed to trade visitors, 31% to public visitors and 31% to both target groups.

UFI estimates that the certified events present in this report represents, in 2018, around 60% of the European exhibition market in terms of net space rented.

The breakdown of all the events by industry sector (provided by each partner) is presented in the table on the right. As almost 7% of all events had more than one industry sector mentioned, the cumulated % of the number of events reaches 107%.

| Industry sector (UFI code) | Rented space | | Number of events | |
|--|--------------|--------------|------------------|--------------|
| | sqm | % | | % |
| Leisure, Hobby, Entertainment (3) | 4 306 150 | 15% | 548 | 21% |
| Construction, Infrastructure (5) | 2 949 110 | 11% | 204 | 8% |
| Engineering, Industrial, Manufacturing, Machines, Instruments, Hardware (19) | 2 741 057 | 10% | 182 | 7% |
| Agriculture, Forestry, Fishery (1) | 2 552 570 | 9% | 196 | 7% |
| Food and Beverage, Hospitality (2) | 2 409 078 | 9% | 245 | 9% |
| General (27) | 2 055 132 | 7% | 152 | 6% |
| Furniture, Interior design (12) | 2 034 024 | 7% | 151 | 6% |
| Automobiles, Motorcycles (16) | 1 569 066 | 6% | 85 | 3% |
| Textiles, Apparel, Fashion (25) | 1 459 642 | 5% | 126 | 5% |
| Premium, Household, Gifts, Toys (13) | 1 154 993 | 4% | 75 | 3% |
| Transport, Logistics, Maritime (26) | 1 151 039 | 4% | 70 | 3% |
| Health, Medical Equipment (22) | 927 941 | 3% | 94 | 4% |
| Business Services, retail (4) | 808 539 | 3% | 154 | 6% |
| Travel (6) | 749 122 | 3% | 54 | 2% |
| IT and Telecommunications (21) | 587 701 | 2% | 51 | 2% |
| Energy, Oil, Gas (9) | 555 735 | 2% | 51 | 2% |
| Jewelry, Watch & Accessories (24) | 506 258 | 2% | 46 | 2% |
| Beauty, Cosmetics (14) | 442 559 | 2% | 62 | 2% |
| Electronics, Components (18) | 441 174 | 2% | 26 | 1% |
| Printing , Packaging (11) | 388 842 | 1% | 31 | 1% |
| Education (8) | 381 983 | 1% | 115 | 4% |
| Security, Fire Safety, Defense (7) | 369 325 | 1% | 42 | 2% |
| Environmental Protection (10) | 257 159 | less than 1% | 35 | 1% |
| Real Estate (15) | 203 809 | less than 1% | 62 | 2% |
| Chemistry (17) | 135 390 | less than 1% | 25 | less than 1% |
| Optics (23) | 116 481 | less than 1% | 5 | less than 1% |
| Aviation, Aerospace (20) | 95 424 | less than 1% | 8 | less than 1% |

INTRODUCTION

Exhibitions play a vital role in today's business world.

It is therefore of fundamental importance that customers have access to reliable exhibition data.

This report includes the data provided by the 14 bodies mentioned below who certify that the statistics contained in this report have been issued according to the definitions outlined hereafter.

Further information is available by contacting each organization directly (contact details are provided on page 7).



Sergei Alexeev
President of the Russian Union
of Exhibitions and Fairs



Eugen Bruner
EXPO EVENT
Swiss LiveCom Association



Pedro Aleixo Dias
BDO & Associados, Portugal



Giovanni Laezza
Chairman of the Italian Exhibition and
Trade Fair Association, Rimini, Italy



Riemer Rijkema
Director of CLC-VECTA Centrum voor Live
Communication, The Netherlands



Xabier Basañez Llantada
President of AFE, Spain



Emile de Cartier
President of FEBELUX,
Belgium & Luxembourg



Klaus Dittrich
President of FKM, Germany



Olivier Roux
Président UNIMEV, France



Przemyslaw Trawa
Chairman of CENTREX
Budapest, Hungary



Benedikt Binder-Kriegelstein
President of FKM Austria



Cengiz Delibaş
Deputy Secretary General,
UCCET, Turkey



Mikael Jansson
President of SFC,
Sweden



Anni Vepsäläinen
Chairman of The Association of Trade Fair
and Event Organisers

UFI MESSAGE

UFI, the Global Association of the Exhibition Industry is happy to present the eleventh UFI edition of this report.

Our goal is continuously to develop the geographical scope of this project and an important step was taken six years ago with the inclusion of certified data, in addition to audited data.

Due to the different levels of development and global diversity, methods may vary slightly from country to country but all the national bodies who have taken part in this study guarantee the quality of the statistics they have provided.

UFI strongly believes that auditing should, wherever possible, be done in a consistent manner to make figures comparable and audited events are identified as such in this report with the name of the auditor.

UFI continues to play an important role in developing a basic minimum standard for the industry including the publication and implementation of "UFI's Auditing Rules for UFI Approved Events". The latter are identified in the report.*

If you have any questions or comments, please contact Eleonora Robuschi at eleonora@ufi.org.

Paris, September 2019

Kai Hattendorf
UFI Managing Director



() The "UFI Approved Event" label is given to exhibitions organized by UFI members after a quality assessment.
In 2019, UFI approves more than 900 events.*



UFI is the leading global association of the world's tradeshow organisers and exhibition centre operators, as well as the major national and international exhibition associations, and selected partners of the exhibition industry.

UFI's main goal is to represent, promote and support the business interests of its members and the exhibition industry. UFI directly represents around 50,000 exhibition industry employees globally, and also works closely with its 52 national and regional associations members. Almost 800 member organisations in 83 countries and regions around the world are presently signed up as members.

More than 900 trade fairs proudly bear the UFI approved label, a quality guarantee for visitors and exhibitors alike.

UFI members continue to provide the international business community with a unique marketing media aimed at developing outstanding face-to-face business opportunities.

UFI Headquarters

17 rue Louise Michel
92300 Levallois-Perret, France
+33 (0)1 46 39 75 00

www.ufi.org

THE FIGURES LISTED IN THIS REPORT HAVE BEEN PROVIDED BY:

AEFI – Associazione Esposizioni e Fiere italiane

Via Emilia, 155 47921 Rimini, Italy
+39 (0541) 744 229
info@aefi.it
www.aefi.it

AFE - Asociación de Ferias Españolas

CAMARA DE COMERCIO DE ESPAÑA
C/ Ribera del Loira 12
Primera Planta
E-28042 Madrid, Spain
+ 34 680214893
jpuchalt@afe.es
www.afe.es

Association for Voluntary Control of Fair Statistics (FKM-Austria)

Messeplatz 1
A-1021 Vienna, Austria
+43 (1) 72 72 00
info@messe.at
www.messe.at

BDO & Associados

Avenida da Republica 50–10°
P-1069-211 Lisbon, Portugal
+351 2 17 99 04 20
Pedro.Dias@bdo.pt
www.bdo.pt

CENTREX – International Exhibition Statistics Union

Albertirsai út 10.
H-1101 Budapest, Hungary
+36 30 619 7646, +36 30 948 5124
info@centrexstat.org
www.centrexstat.org

CLC-VECTA

De Corridor 5C
3621 ZA Breukelen
The Netherlands
+31 (0)346 - 352 444
info@clcvecta.nl
www.clcvecta.nl

EXPO EVENT Swiss LiveCom Association

Kapellenstrasse 14
CH - 3001 Bern
+41 58 796 99 54
info@expo-event.ch
www.expo-event.ch

FEBELUX

c/o BRUSSELS EXPO
Place de Belgique 1
1020 Bruxelles
+32 484 056 688
info@febelux.com
www.febelux.com

Russian Union of Exhibitions and Fairs (RUEF)

64/1, lit.A, 1H Peterburgskoye SH
ST. Petersburg
196140, Russia
+7 (800) 222 17 62
info@ruef.ru
www.ruef.ru

Scandinavian Fair Control (SFC)

Elmiavägen 11
S-554 54 Jönköping
+46 36 34 62 30
info@fairlink.se
www.fairlink.se

Society for Voluntary Control of Fair and Exhibition Statistics (FKM)

Littenstrasse 9
10179 Berlin, Germany
+49 (30) 2 40 00-0
info@fkm.de
www.fkm.de

The Association of Trade Fair and Event Organisers

c/o Messukeskus, Helsinki Expo and Convention Center
P.O.Box 21, FI-00521 Helsinki, Finland
+358 40 450 3250
Reija.kononen@messukeskus.com
<https://messutsuomessa.fi/>

UNIMEV – OJS department (France)

11, Rue Friant
F-75014 Paris, France
+33 (1) 53 90 20 12
ojs@unimev.fr
www.ojs.fr

Union of Chambers and Commodity Exchanges of Turkey (UC CET)

Dumlupınar Bulvarı No:252 (Eskişehir Yolu 9. Km.)
06530 / Ankara, Turkey
+90 (312) 218 22 82
info@tobb.org.tr
www.tobb.org.tr

DEFINITIONS

AFE Spanish Trade Fair Association (Spain)

Space

The exhibition space is divided into indoor and outdoor areas and it is also divided into Spanish and foreign exhibitors. Special exhibitions (other participations) include stands, exhibitions and demonstrations related to the theme of the exhibition but it is independent of the exhibitors' area. All those figures are considered as net exhibition space.

Exhibitors

Direct exhibitors: Exhibitors who occupy their own stands and receive and pay directly the invoices of the organizer of the exhibition. Indirect exhibitors (or represented firms): Exhibitors who do not have their own stands but present their products in stands of direct exhibitors. In the case of collective or grouped participation, the different exhibitors are considered direct when they occupy an area of at least 9 m². Exhibitors occupying less than 9 m² are considered indirect.

Visitors

Identified visitors: number of visitors who go into the exhibition and whose data are managed and kept by the organizer. Other tickets: these figures include sold tickets and controlled invitations that allow the access to the exhibition and their use can be verified. Total visitors are the identified visitors plus other tickets. Invitations (or free access): are the number of additional visits that the organizer estimates and declares without any possibility to check those figures.

BDO & Associados (Portugal)

Space

The total rented space includes both hall space and open-air space contracted by the exhibitors, whether it is paid or unpaid, and it corresponds to the number of square meters effectively occupied by them.

The rented space is divided into national and foreign in accordance with the exhibitor classification.

Exhibitors

The main exhibitor is the entity contracting directly with the organizer. Co-exhibitor is the entity which presents its products/services on the main exhibitor's stand with its own staff.

A represented company is one who is not present with their own staff, and whose products or services are present on a main exhibitor's or co-exhibitor's stand. These represented companies are excluded from the calculation of the total number of exhibitors.

Visitors

Any person entering the fair/trade show during its official opening hours who presents at control access either a ticket or a card proving payment on the entrance fee or an invitation card is considered as visitor. Visitors exclude the staff of exhibitors, services providers and organizers.

The visitor whose address is located in another European or Third country is considered as foreign visitor.

An additional visit, to be verified as made on a different day from the first visit is considered as a repeat visit.

The figures presented in the Euro Fair Statistics brochure concern the number of total visits: total number of visitors plus the total number of repeat visits.

CENTREX (Bulgaria, Czech Republic, Hungary, Poland, Romania & Ukraine)

Space

The rented space is divided up in hall space and open-air space which is rented / contracted by exhibitors.

International incorporates space rented by foreign and multinational companies.

Exhibitors

An exhibitor with his own stand (direct exhibitor) is one who occupies a stand for his company receives the bill from the exhibition organiser and settles it directly. A represented firm (indirect exhibitor) is one who does not have a stand of his own, but presents his products on a stand of a direct exhibitor. Co-exhibitors at an exhibitor's stand or participants at a collective stand are also considered as exhibitors for statistical purposes if they exhibit their own goods employing their own personnel on the exhibitor's stand or at a common stand organised by a collective stand organiser and their autonomy can be undoubtedly recognized even without physical separation. These companies are considered as exhibitors regardless that the invoice is being issued on the exhibitor's or on a collective stand organiser. The nature of the participation and the identity of each exhibitor at the stand should be very clear from the application form sent to the exhibition organizer.

Nationality of the exhibitor/co-exhibitor: foreign exhibitors and multinational companies are integrated under heading as international exhibitors (as well as space).

Visitors

The number of visitors is calculated on evidence. The number of paying visitors is established through financial evidence: number of sold tickets (prepaid or on the spot) and number of tickets/entry passes paid by the exhibitor or a third party. Visitors with paid passes for a given period are calculated on the basis of a financially reasonable minimum number of uses of the pass. 4 visitors are counted for each family ticket sold. For persons arriving with vouchers, registration cards or similar valid free passes, tickets can be counted as visitors only if evidence is available.

The number of foreign visitors is established either by tickets sold through special pre-registration means, or filled in-registration cards with evidence of the foreign origin of the visitor or through representative visitor surveys.

DEFINITIONS

CLC-VECTA (The Netherlands)

Space

Net exhibition space: sum of booth space and any space utilized by the organizer for features that have a direct relation to the theme of the exhibition.

Exhibitors

Exhibitor entity that displays products or services accepted by the organizer, with personnel present at the exhibition, including main exhibitors and co-exhibitors.

Visitors

A visitor is a person who visits an event once or several times during the days when the event/ the trade fair ground is open for persons in possession of an entry ticket.

A visitor is:

- A person who obtained an entry ticket during the duration of the event.
- A person who obtained an entry ticket during the period of pre-registration and visited the event/ the trade fair ground at least once during the duration of the event.
- A person who obtained a complimentary entry ticket and visited the event/ the trade fair ground at least once during the duration of the event.
- A person who is in the possession of an annual season ticket and visited the event/ the trade fair ground at least once during the duration of the event.
- A person who is in the possession of a press ticket and visited the event/ the trade fair ground at least once during the duration of the event.

Exhibitor, organizer, service and personnel cards and passes are not counted.

EXPO EVENT Swiss LiveCom Association

Space

The space is divided into hall areas and open-air areas. This space is the surface occupied by the exhibitors and it also includes the "special show" areas utilized by the organizer for features which have a direct relation to the theme of the exhibition.

Exhibitors

Exhibitor entity that displays products or services accepted by the organizer, with personnel present at the exhibition, including main exhibitors and co-exhibitors.

Visitors

The attendance figure is calculated by counting the number of admissions to the exhibition. The number of admissions per day can for example be determined by using an electronic entry monitoring system ; admission of a visitor shall be counted a maximum of once per day.

FEBELUX (Belgium, Luxembourg)

Space

The space is divided into hall areas and open-air areas. This space is the surface occupied by the exhibitors and it also includes the "special show" areas utilized by the organizer for features which have a direct relation to the theme of the exhibition.

Exhibitors

Direct exhibitors: companies or organizations in touch with the organizer, who pay for their participation or agree on a commercial deal with the organizer in order to be present during the exhibition. The exhibitor owns a booth, and can sell products from different companies. Those companies offer goods or services via their personnel from their own exhibitor stand area, via a booth.

Indirect exhibitors: represented organizations or companies that are not present with their own staff, and whose products or services are present on a direct exhibitor's booth.

Visitors

Attendance figures are calculated based on the number of admissions at the exhibition venue during its official opening hours. The visitor owns an entrance ticket (includes VIP card) or bought a ticket through the preregistration system.

2 systems of admission:

- by an electronic monitoring system
- by retaining the tickets counterfoils or through registrations.

FKM (Germany and some events in Italy)

Space

The exhibitor stand area is broken down according to hall space and outdoor exhibition space, as well as according to space rented by domestic or foreign exhibitors. Stands, display panels and demonstrations, which deal with the theme of an event comprehensively or specific aspects of it, independent of exhibitors, are treated as special shows.

Net exhibition space consists of the exhibitor stand area and space for special shows. Gross exhibition space consists of the net space plus the corresponding access and service areas.

Exhibitors

Companies or organizations, which offer goods or services via their personnel from their own exhibitor stand area, are counted as exhibitors.

Additionally represented firms are companies whose goods or services are offered by another exhibitor. The number of exhibitors may not include the figures for additionally represented firms.

Visitors

The visitor figures are calculated according to the number of entries to the trade fair centre. The number of entries per day can, on the one hand, be determined by an electronic visitor admission system, whereby a maximum of one entry is registered per day.

The attendance figure is calculated by counting the number of admissions to the exhibition grounds. The number of admissions per day can for example be determined by using an electronic entry monitoring system; admission of a visitor shall be counted a maximum of once per day.

Organisers who do not employ electronic entry monitoring systems must supply proof of admission by retaining the ticket counterfoils or through registrations. The counterfoils of tickets sold by the ticket offices need not be retained as the takings of the ticket offices shall serve as proof.

DEFINITIONS

FKM-Austria (Austria, Croatia & Slovenia)

Space

The total rented space of an event is based on the amount of space rented by the individual exhibitors. The amount of rented space is divided into hall areas and open-air areas, and is also differentiated between domestic and foreign exhibitors.

Exhibitors

Exhibitor figures are compiled from the number of companies who have rented an individual stand and who use their own personnel to promote goods or services. Represented firms are companies whose goods or services are offered by another exhibitor. The number of exhibitors may not be added to the number of represented firms.

Visitors

The number of visitors is based on the amount of entrance tickets sold or is based on an electronic registration system. One entrance per visitor per day is counted. Visitors buying a multiple entrance ticket can use the ticket on several days during the show (counting of entry is based on the ticket price – if the ticket costs 20 % more than the one day ticket, two visitors are counted). Complimentary tickets, exhibitor tickets, press tickets etc. have not been taken into consideration.

Free entrance tickets are counted if based on an electronic registration system and the registration includes the full address of the visitor.

FUTFO (Finland) & SFC (Sweden)

Space

The total rented space of an event refers to the area used by and paid for by the exhibitors. A distinction is made between hall space and open air space. Areas given free of charge to exhibitors are not counted.

Exhibitors

An exhibitor with his own stand (direct exhibitor) is one who has obtained a contract for an exhibition stand in its entirety, or who uses a specified, clearly delineated portion of an exhibition stand using his own personnel to promote goods or services.

A represented firm (indirect exhibitor) is one whose products or services are offered through a direct exhibitor. The number of exhibitors with their own stands may not be added to the number of represented firms, except when evident.

Visitors

The number of visitors is the sum of paid entries, invitation cards used, and other used tickets which can have been obtained by conference visitors who have had access to the trade fair grounds. A visitor who visits a trade fair over a period of many days is counted once a day. Exhibitor, press, service and personnel cards and passes are not counted.

ISFCERT SRL - Istituto di certificazione dati Statistici Fieristici (Italy)

Starting from 2013 ISFCERT is appointed by ACCREDIA (Italian body member of European cooperation for Accreditation) to audit events in accordance with ISO 25639 -2008 and ISO 17065-2012

Space

The rented space of a fair is the area effectively occupied by the exhibitors, invoiced and paid at the official price.

The space is divided up in hall space and open-air space and in area rented by Italian and foreign exhibitors.

Areas given free of charge to private exhibitors are not counted.

Exhibitors

An exhibitor with his own stand (direct exhibitor) is one who occupies a stand for his company, receives the invoice and pays it.

Exhibitor figures are divided up in Italian and foreign exhibitors.

A represented firm (indirect exhibitor) does not have a stand of his own, but is present in the stand of a direct exhibitor. He cannot be considered, if he does not pay the official fee for the participation.

Visitors

Any person entering a trade fair presenting a ticket or a card proving payment of the entrance fee, or an invitation card with a control slip is considered as a visitor.

Visitors admitted free of charge are counted only if they give elements for their qualification and identification.

Foreign visitors are counted only if their identification is possible.

Honorary cards, exhibitor, press and service cards and passes are not counted.

Permanent access cards are counted only once.

DEFINITIONS

RUEF - Russian Union of Exhibitions and Fairs (Russia, Moldavia and Ukraine)

Space

The total rented space includes both hall space and open-air exhibition space rented by domestic and foreign exhibitors.

The rented space is subdivided into national and foreign area in accordance with an exhibitor classification.

Exhibitors

The exhibitor figures include those companies who rented on any terms (paid or free of charge) an individual booth for the full period of an exhibition event and who used their own or employed personnel to promote goods and services. Exhibitors are considered both main and co-exhibitors.

A represented company is one that displays its goods and services on a main exhibitor's booth, without personnel present.

The number of exhibitors may not be added to the number represented firms

Visitors

Visitor figures are determined by an electronic or a non-electronic visitor control, as well as by a number of paid entry tickets and individual invitations collected at the entrance.

Speakers and participants of complimentary events (seminars, conferences, congresses etc.) can be added only if they were registered at the entrance and visited the exhibition event.

Honorary cards, administration personnel, exhibitors and press cards are not counted.

UC CET (Turkey)

Space

The total rented space includes both hall space and open-air space contracted by the exhibitors, and based on the amount of space rented by the individual exhibitors. It includes the space rented for both national and foreign exhibitors.

Exhibitors

Natural and legal persons who exhibit their services and products on a stand assigned by the organizer in accordance with the provisions of contract signed between organizer and exhibitor.

The organizer has to fill and send a form of fair result report whose example shall be determined by the Union together with fair catalogue, a copy of fair contract, insurance policy and a document showing all insurance premium has been paid, the name list of direct or indirect foreign participants for international fairs to the chamber/commodity exchanges to which it has made its fair organizing application. The form includes total participant number, the rate and number of the foreign participants among all participants, distribution of direct or indirect foreign participants according to countries, total stand area allocated to participants, stand area allocated to the foreigners and its rate among total area, the total number of visitors, the rate and number of foreign visitors among all visitors, distribution of foreign visitors according to the countries and general evaluations of the organizer regarding the fair.

Visitors

Visitor numbers are calculated according to the number of tickets sold, number of complimentary tickets or electronic count at the tourniquets.

UNIMEV – OJS department (France)

Space

The given figures refer to area (booth space) occupied by exhibitors and co-exhibitors whether it is paid or unpaid.

It corresponds to the number of square meters effectively occupied. It does not include in this case the area used for features in relation with the theme of the exhibition.

Exhibitors and co-exhibitors

The main exhibitor is the entity contracting directly with the organizer and presents its products/services with its own personnel.

Co-exhibitor is the entity which presents its products/services on the main exhibitor's stand under his trade mark with its own personal.

Visitors

Any person entering the fair / trade show during its official opening hours who presents at control access either a ticket, or a card proving payment on the entrance fee or an invitation card with a numbered control slip is considered as visitor.

A journalist is counted as visitor. Visitors exclude the staff of exhibitors, exhibition centres, services providers and organizers' staff.

An additional visit, to be verified as made on a different day from the first visit is considered as a re-visit.

The visitor whose address is located in another European or third country is considered as foreign visitor.

The figures listed in the Euro Fair Statistics brochure concern the number of total visits: "visitors entries" is the total number of visitors admissions at the fair / trade show during its official opening hours.

LOCATIONS OF EVENTS



LISTS OF USED CODES (1/3): Interval year, Admission, Industry sectors

| Interval year | |
|---------------|--|
| 1 | once a year |
| 2 | every other year |
| 3 | every 3 years |
| 4 | every 4 years |
| 2x1 | 2x1 = twice a year |
| 3x1 | 3x1 = 3 times a year |
| 4x1 | 4x1 = 4 times a year |
| blank | not regular or not yet known (first time) |

| Space, exhibitors or visitors figures | |
|---------------------------------------|---------------------------------|
| blank | not audited or not available |
| 0 | null |

| Admission | |
|-----------|----------------|
| T | trade (only) |
| P | public (only) |
| T/P | trade & public |

| Name of auditor | |
|-----------------|---------------------------|
| blank | not audited but certified |

| 1. Agriculture, Forestry, Fishery |
|-----------------------------------|
| Agriculture |
| Horticulture |
| Cattle Breeding |
| Timber |
| Fisheries |
| Tobacco |
| Fishing |
| Viticulture |
| Forestry |
| 2. Food and Beverage, Hospitality |
| Bakery Equipment |
| Hotel |
| Beverage |
| Meat Industry |
| Beverage Processing |
| Refrigeration |
| Catering |
| Restaurant |
| Food |
| Water |
| Food Processing |
| Wine |
| 3. Leisure, Hobby, Entertainment |
| Animals |
| Music |
| Antiques |
| Numismatics |
| Arts |
| Pet Supplies |
| Bicycles |
| Philately |
| Bridal |
| Photography |
| Camping |
| Radio |
| Caravanning |
| Senior (if referring to leisure) |
| Entertainment |
| Souvenirs |
| Films |
| Sporting Goods |
| Gardening |
| Swimming Pool |
| Hobbies |
| Tapestry |
| Horse riding |
| Tourism |
| Hunting |
| TV |
| Leisure |
| Wedding |
| 4. Business Services, retail |
| Advertising |
| Banking |

| Cleaning (if referring to services) |
|-------------------------------------|
| Communication |
| Finance |
| Franchise |
| Funeral |
| Insurance |
| Investments |
| Legal Services |
| Marketing |
| Public Relations |
| Publishing |
| Storage |
| Subcontracting |
| 5. Construction, Infrastructure |
| Air Conditioning |
| Architecture |
| Building |
| Construction |
| Heating |
| Paint |
| Public Works |
| Plumbing |
| Stones |
| Woodwork |
| 6. Travel |
| Travel |
| 7. Security, Fire Safety, Defense |
| Defense |
| Protection |
| Safety |
| Security |
| 8. Education |
| Books |
| Career Development |
| Education |
| Nursery |
| Schooling |
| Training |
| 9. Energy, Oil, Gas |
| Energy |
| Gas |
| Lighting |
| Minerals |
| Mining |
| Offshore |
| Oil |
| Petrochemical |
| 10. Environmental Protection |
| Environment |
| Recycling |
| Waste |
| 11. Printing, Packaging |
| Calligraphy |
| Graphics |
| Packaging |

| Paper |
|---|
| Printing |
| Reprography |
| 12. Furniture, Interior design |
| Furniture |
| Furniture Production |
| Interior Design |
| Office Equipment |
| 13. Premium, Household, Gifts, Toys |
| Ceramics |
| Games |
| Gifts |
| Glassware |
| Handicraft |
| Household Equipment |
| Houseware |
| Tableware |
| Toys |
| 14. Beauty, Cosmetics |
| Beauty |
| Cosmetics |
| Perfumery |
| 15. Real Estate |
| Housing |
| Real Estate |
| 16. Automobiles, Motorcycles |
| Automobile |
| Motorcycles |
| 17. Chemistry |
| Chemical |
| Dye Industry |
| Plastics |
| Rubber |
| 18. Electronics, Components |
| Electrical Equipment |
| Electronics |
| 19. Engineering, Industrial, Manufacturing, Machines, Instruments, Hardware |
| Assembly |
| Automation |
| Cables |
| Capital Goods |
| Cleaning (if referring to equipment) |
| Control & Instrumentation |
| Engineering |
| Foundry |
| Geology |
| Industrial Equipment |
| Laser |
| Machine Tools |
| Measurement |
| Metallurgy |
| Metalworking |

| Power Engineering |
|------------------------------------|
| Robotics |
| Science |
| Welding |
| Wires |
| 20. Aviation, Aerospace |
| Aerospace |
| Aviation |
| 21. IT and Telecommunications |
| Audio-Visual |
| Broadcasting |
| Computers and Softwares |
| Informations Systems |
| Multimedia |
| New Technologies |
| Sound |
| Telecommunications |
| 22. Health, Medical Equipment |
| Biotechnology |
| Dentistry |
| Disabled Aid Equipment |
| Health |
| Hygiene |
| Medicine |
| Pharmacy |
| Sanitation |
| Senior (if referring to health) |
| Surgery |
| Veterinary |
| 23. Optics |
| Optics |
| 24. Jewelry, Watch & Accessories |
| Jewellery |
| Watches |
| 25. Textiles, Apparel, Fashion |
| Clothing |
| Fashion |
| Leather |
| Linens |
| Lingerie |
| Shoes |
| Textiles |
| 26. Transport, Logistics, Maritime |
| Boat |
| Conveying |
| Handling Equipment |
| Logistics |
| Marine |
| Traffic |
| Transport |
| Trucks |
| 27. General |
| Consumer Goods |

LISTS OF USED CODES (2/3): List of auditors with their contact details

| | | |
|---|--|--|
| <p>1 Artus Consulting</p> <p>Innsbrucker Bundesstraße 73 5020 Salzburg, Austria Phone: + 43 662 851 287 19 e-mail: c.richter@artus.at</p> | <p>7 EXPOCERT</p> <p>65 rue Colbert 92700 COLOMBES, France Phone: +33 1 47 84 01 56 e-mail: contact@expocert.fr www.expocert.fr</p> | <p>12 MediaAuditFinland Oy</p> <p>Lönnrotinkatu 20 B 00120 Helsinki Finland Phone: +358 40 358 9315 website: www.mediaauditfinland.fi</p> |
| <p>2 BDO & Associados</p> <p>Avenida da Republica 50-10° P-1069-211 Lisbon, Portugal Phone: +351 2 17 99 04 20 Fax: +351 2 17 99 04 39 e-mail: Pedro.Dias@bdo.pt</p> | <p>8 EXPO*STAT</p> <p>33 rue Abel Hovelacque 75013 PARIS, France Phone : +33 1 45 35 69 86 e-mail : cdasilva@expostat.com www.exposat.com</p> | <p>13 RussCom IT Systems</p> <p>8, Aviamotornaya str. 111024 Moscow, Russia Phone: +7 495 925 0433 Fax: +7 495/925 0432 e-mail: audit@auditexpo.ru</p> |
| <p>3 BDO LLC</p> <p>201-203, Kharkivske Road Kyiv, 02121, Ukraine Tel.: +38 (044) 393 26 87, +38 (044) 393 26 88 Fax: +38 (044) 393 26 91 e-mail: bdo@bdo.kiev.ua</p> | <p>9 FKM</p> <p>Littenstrasse 9 D-10179 Berlin, Germany Phone: +49 (30) 2 40 00-0 Fax: +49 (30) 2 40 00-3 40 e-mail: info@fkm.de www.fkm.de</p> | <p>14 Scandinavian Fair Control (SFC)</p> <p>Fairlink AB Elmiavägen 11 S-554 54 Jönköping Phone: +46 36 34 62 30 e-mail: info@fairlink.se website: www.fairlink.se</p> |
| <p>4 CENTREX</p> <p>Albertirsai út 10 H-1101 Budapest, Hungary Phone & Fax: +36 (1) 26 36 368 e-mail: info@centrexstat.org</p> | <p>10 ISFCERT SRL</p> <p>Via L. Vestri, 1 40128 Bologna, Italy Phone: +39 (051) 745 9000 Fax: +39 (051) 745 9007 e-mail: info@isfcert.it</p> | <p>15 TREVOR</p> <p>Revisione e organizzazione contabile Sede di Trento Via Brennero N. 139, 38121 Trento (TN) Phone: +39 0461 828 492 Fax: +39 0461 829 808 e-mail: trevor.tn@trevor.it website: www.trevor.it</p> |
| <p>5 Conference od Italian Regions and Autonomous Provinces</p> <p>Viale Aldo Moro, 44 40127 Bologna, Regione Emilia-Romagna, Italy Phone: +39 (051) 527 6534 Fax: +39 (051) 527 6512 e-mail: fquagliariello@regione.emilia-romagna.it</p> | <p>11 MADISON</p> <p>C/ Proci6n, 7 Portal 1 - EDIFICIO AMÉRICA II E-28023 Madrid, Spain Phone : +34 90 260 25 55 e-mail: maite.sanmartin@madisonmk.com website: www.madisonmk.com</p> | <p>16 Turkey : local Chambers of Commerce</p> <p>Contact UCCET Dumlupınar Bulvarı No:252 (Eskişehir Yolu 9. Km.) 06530 / Ankara, Turkey Phone: +90 (312) 218 22 82 Fax: +90 (312) 218 24 84 e-mail: info@tobb.org.tr</p> |
| <p>6 Ernst & Young Accountants LLP</p> <p>Wassenaarseweg 80 2596 CZ Den Haag (The Hague)</p> | | |

LISTS OF USED CODES (3/3): List of organizers

| | | | | | |
|----|---|----|---|-----|--|
| 1 | 24 Saat Fuarçılık A.Ş. | 46 | AQUITEC | 90 | BCCMA |
| 2 | 2K Fuarçılık Ltd.Şti | 47 | ARLPC (Amicale Rétro Locomotion du Pays chatelleraudais) | 91 | BdB Tiendas de Materiales. |
| 3 | 4M Fuar Organizasyon Tic. Ltd. Şti | 48 | ART Fuar Org.Tic Ltd.Şti. | 92 | BDO |
| 4 | 4youevents GmbH | 49 | ART PARIS (FILIALE DE FRANCE CONVENTIONS) | 93 | BEA s.r.l. |
| 5 | 656 EDITIONS | 50 | art3f | 94 | BEAUTEAM / INFOPRO DIGITAL |
| 6 | A&T sas di Luciano Malgaroli | 51 | Artexis Easyfairs | 95 | Beauty Trade Professionals |
| 7 | A.N.C.I. SERVIZI SRL | 52 | Artı 2 Fuarçılık Ltd. Şti | 96 | BeautyIn |
| 8 | A3 LOR | 53 | Artı Fuarçılık Organizasyon Ltd. Şti | 97 | BEC_Bilbao Exhibition Centre |
| 9 | A3P | 54 | Artissima S.r.l. | 98 | BEES-BIOENERGIE EVENEMENTS ET SERVICES |
| 10 | Abies Fuar Hizmetleri Ltd. Şti. | 55 | Artkim Fuarçılık Tic. A.Ş. | 99 | Ben de Wild Productions B.V. |
| 11 | ACE Expo & Int. Federation of Bodybuilding | 56 | ARTS EXPO | 100 | Bernexpo AG |
| 12 | ACPT Fuarçılık A.Ş. | 57 | AS Fuarçılık Hizmetleri Tic. Ltd. Şti | 101 | Beta Fuarçılık Ltd. Şti |
| 13 | ACROPOLI SRL | 58 | AS Fuarçılık Hizmetleri Tic. Ltd. Şti | 102 | BIBLIOTHEQUE COLMAR - POLE MEDIA CULTURE EDMOND GERRER |
| 14 | ACTIVA FRANCE | 59 | Asel Uluslararası Fuar Hizmetleri San ve Dış Tic. A.Ş. | 103 | Bileşim Yayıncılık Fuarçılık ve Tanıtım Hizm. San.Tic.A.Ş. |
| 15 | ADAF - ASSOCIATION DES DEPANNEURS AUTOMOBILE DE FRANCE | 60 | Asiexpo | 104 | BIRP - GROUPE SOLUTIONS |
| 16 | ADES ORGANISATION | 61 | Asociación Malagueña de Automoción | 105 | Birseck Marketing GmbH |
| 17 | ADHESION GROUP | 62 | ASOCIACION VIDA SANA | 106 | Bizon Exhibition Companies Group, LLC |
| 18 | Advanced Music | 63 | Associació Agents Immobiliaris, Consorci ZF Barcelona, Real Newtech | 107 | Blammo Events B.V. |
| 19 | ADVEL | 64 | ASSOCIATION CANINE DU POITOU | 108 | Blickfang GmbH, Stuttgart |
| 20 | AEC | 65 | ASSOCIATION CYCLEAU | 109 | Boerding Exposition SA |
| 21 | AEPV Association des Acteurs Economiques de la Plastics Vallée | 66 | ASSOCIATION DES MAIRES DE GIRONDE (AMG) | 110 | Boğaziçi İhtisas Fuarçılık Ltd. Şti. |
| 22 | AFAG Messen und Ausstellungen GmbH | 67 | ASSOCIATION FESTICULTURE | 111 | Bologna Mineral Service S.r.l. |
| 23 | Afanya Fuarçılık Ltd. Şti | 68 | ASSOCIATION FOIRE DE LA HAUTE-SAVOIE MONT-BLANC (ROCHEXPO) | 112 | BOLOGNAFIERE COSMOPROF SPA |
| 24 | Age Global Fuarçılık Org. Ltd. Şti | 69 | Association Les Puces du Design | 113 | BOLOGNAFIERE SPA |
| 25 | AGEN EXPO CONGRES SAS | 70 | ASSOCIATION MARATHON DE LA ROCHELLE | 114 | BONJOUR CARAVANING |
| 26 | AGENCE SAFYM | 71 | Association of Designers, Manufacturers and Suppliers of Personal Protective Equipment (ASIZ) | 115 | Boyut Fuarçılık Hizmet. Org. Ltd. Şti |
| 27 | Agonya Fuarçılık Ltd. Şti | 72 | ASSOCIATION POITIERS COLLECTION PASSION | 116 | BraMässor Sverige AB |
| 28 | AIMPES SERVIZI SRL | 73 | ASSOCIATION POUR LA PROMOTION DE LA GASTRONOMIE (APGAST) - SAS GASTROMEDIA | 117 | Brancheorganisatie ICTWaarborg |
| 29 | AINTEREXPO | 74 | Associazione Culturale Tuanis | 118 | BRF Fuarçılık ve Tanıtım Hizmetleri A.Ş. |
| 30 | Ajansasya Fuarçılık Org. Ltd. Şti. | 75 | Associazione Nazionale S.A.P.A.R | 119 | Brno Trade Fairs |
| 31 | Akare Fuarçılık A.Ş | 76 | ASSOMAC SERVIZI SRL | 120 | BUREAU HORTICOLE REGIONAL PAYS DE LOIRE/SALON DU VEGETAL |
| 32 | Akdeniz Reklamcılık ve Tanıtım Hizmetleri A.Ş. | 77 | ATELIERS D'ART DE FRANCE | 121 | Business Event LLC |
| 33 | Akort Tanıtım Organizasyon ve Fuarçılık Ltd. Şti. | 78 | Atis Fuarçılık A.Ş. | 122 | By Connect |
| 34 | Aktüel Expo Uluslararası fuarçılık Ltd. Şti. | 79 | ATLANBOIS | 123 | C³ Chemnitzer Veranstaltungszentren GmbH/o Messe Chemnitz |
| 35 | Alle Uluslararası Fuar Org. Hizmet. Ltd.Şti | 80 | Atlas Uluslararası Fuarçılık Reklam Org. Ltd. Şti | 124 | CAEN EVENEMENTS |
| 36 | ALPEXPO GRENOBLE | 81 | AUDE BUSINESS EVENTS, S.L. | 125 | CARAVANAS CRUZ, S.L.U. |
| 37 | AMA Service GmbH | 82 | Auto Zürich AG | 126 | CARRARAFIERE S.R.L. |
| 38 | Amsterdam Record Convention | 83 | AUVERGNE EVENTS - GL EVENTS | 127 | CCI BORDEAUX GIRONDE |
| 39 | Anadolu Expo Fuar Ticaret Ltd.Şti | 84 | AUXERRE CONGREXPO | 128 | CCI DE BEZIERS - SAINT-PONS |
| 40 | ANCF (ASSOCIATION NATIONALE CIVAM FERMIER) | 85 | AVIGNON TOURISME | 129 | CCI DE LA ROCHELLE |
| 41 | Anfaş Antalya Fuarçılık İşletme ve Yatırım A.Ş. | 86 | Avrasya Fuarçılık Tanıtım Org. Hizmet Ltd. Şti. | 130 | CCI DE TARBES ET DES HAUTES PYRENEES |
| 42 | ANGERS LOIRE TOURISME EXPO CONGRES (ALTEC) - DESTINATION ANGERS | 87 | AZANIMACIONES | 131 | CCI DU GARD - Délégation Nîmes |
| 43 | Antexpo Fuarçılık Hizmetleri Ltd.Şti | 88 | BABY COOL ORGANISATION | 132 | CENTRE FRANCE EVENEMENTS |
| 44 | ANTLIA ORGANISATION | 89 | Bashkir Exhibition Company, Ltd | 133 | CENTRO FIERA DEL GARDA S.p.A. |
| 45 | APVO | | | 134 | CEPRA - CENTRO PROMOZIONALE ACIMALL SRL UNIPERSONALE |
| | | | | 135 | CESENA FIERA SPA |

LISTS OF USED CODES (3/3): List of organizers

| | | |
|---|---|---|
| 136 CHAMBRE DES METIERS ET DE L'ARTISANAT D'EURE ET LOIRE | 182 DLG Fuarçılık Ltd.Şti. | 228 ENTE FIERA PROMOBERG |
| 137 Charleroi Expo | 183 DLG Service GmbH | 229 EPMA |
| 138 CHORUS SA | 184 DO.MO.ART. SRL | 230 EQUIPE INTERNATIONAL SRL |
| 139 CIRCULO DE FORMACIÓN | 185 Domino Fuarçılık A.Ş. | 231 Ermevents SL |
| 140 CLUB AMATEURS D'AUTOMOBILES ANCIENNES | 186 DonExpocentre | 232 Espacio de Arte Contemporaneo Díez-Cascón Arquitectos |
| 141 CNEP | 187 Dossodossi Fuarçılık A.Ş. | 233 ESPECIALIZA-T |
| 142 COFAQ | 188 DRT Events | 234 EST BOURGOGNE MEDIA |
| 143 COGES | 189 DUNKERQUE KURSAAL | 235 EUROEXHIBITION SERVICES SCRL |
| 144 COLMAR EXPO SA | 190 DUPLEX AND CO | 236 Euroexpo Ltd |
| 145 COMASIA LIMITED | 191 E Uluslararası Fuar ve Tanıtım Hizmetleri A.Ş. | 237 EUROEXPO Messe- und Kongress-GmbH |
| 146 COMEXPOSIUM | 192 E.A. FIERA DEL LEVANTE | 238 EUROINDEX |
| 147 COMITE DES FETES, FOIRES ET SALONS DE LA ROCHELLE | 193 E.A. FIERA DI FOGGIA | 239 EUROPEXPO |
| 148 COMMUNAUTÉ EMMAÛS POITIERS | 194 E.I.C.M.A. - ESPOSIZIONE INTERNAZIONALE DEL CICLO E MOTOCICLO | 240 Eurospoor |
| 149 COMMUNICA ORGANISATION | 195 E.T.A.I. | 241 EUROVET |
| 150 COMOCREA - EXPORT CONSORTIUM TEXTILE DESIGN | 196 Easyfairs | 242 EVEN PRO |
| 151 Comune di Alba | 197 Easyfairs GmbH Basel | 243 Evenementenhal Gorinchem B.V. |
| 152 Comunidad de Madrid | 198 EASYFAIRS IBERIA, S.L. | 244 EVENT INTERNATIONAL |
| 153 Conceptum Spain S.L | 199 Easyfairs Nederland | 245 Event-ex AG, Uster |
| 154 CONFERENCE SERVICE SRL | 200 EASYFAIRS ORIEIX | 246 EVENTOPLUS MEDIOS S.L. |
| 155 CONGRES ET EXPOSITIONS DE BORDEAUX | 201 Easyfairs Switzerland | 247 EVENTOS DEL MOTOR S.L. |
| 156 Congress und Messe Innsbruck GmbH | 202 ECO BIO D'ALSACE | 248 Eventus Organizasyon Fuarçılık ve Tic A.Ş. |
| 157 CONSEIL NATIONAL DES CENTRES COMMERCIAUX (CNCC) | 203 ECR Fuarçılık Ltd. Şti | 249 Exact Software Nederland BV |
| 158 Convention Tattoo | 204 EDI.CER. SPA | 250 Exactus |
| 159 COTE OUEST (Membre de LÉVÉNEMENT) | 205 EDIPAP SRL | 251 Exhibition Company «Expodesign» Ltd |
| 160 COTE SALONS | 206 EDITRICE IL CAMPO SRL | 252 EXMEDIA SRL |
| 161 CREALOISIR86 | 207 Edufairs Fuarçılık Ltd. Şti. | 253 EXPERIENCE MONTAGNE |
| 162 CREMONAFIERE S.P.A. | 208 EFEM Uluslararası Fuar ve Org. Hiz. A.Ş. | 254 EXPO ARAD |
| 163 Crocus International, AO | 209 EFIM SPA | 255 Expo Business Communications BV |
| 164 CSI Concours Saut International AG | 210 EF-International Ltd | 256 Expo Communications BV |
| 165 CURIOSITY ANTIC | 211 Efor Ege Fuarçılık Org. Ltd. Şti. | 257 Expo Conseil |
| 166 CYF Fuarçılık A.Ş. | 212 Ege Fuarçılık Org. Rek. ve Yayın Ltd. Şti. | 258 Expo Mazury |
| 167 Dalexpocenter, Ltd | 213 EHLIS S.A. | 259 Expocentre AO |
| 168 DAMYA ORGANISATION | 214 Eket Fuarçılık Tic. Ltd. Şti. | 260 EXPOCINEGETICA, S.L. |
| 169 Dancefair | 215 Eko Fuarçılık Tic. Ltd. Şti. | 261 EXPOCINQ |
| 170 DDB LIVE FOR PEOPLE | 216 Eko MMI Fuarçılık Tic. Ltd. Şti. | 262 EXPODRONICA S.L |
| 171 De Centrale Boekhandel | 217 EKS Fuarçılık A.Ş. | 263 Expolife Fuarçılık Ticaret A.Ş. |
| 172 Demos Fuarçılık ve Org. A.Ş. | 218 Ekspotürk Fuarçılık A.Ş. | 264 Expolink Fuarçılık Hizmetleri Tic.A.Ş. |
| 173 DESTINATION NANCY | 219 El Consorci de la Zona Franca | 265 Expomark Oy |
| 174 Detay Fuarçılık Org. Ve Tanıtım Hizmet. Ltd.Şti | 220 Elektrifikatsiya JSC | 266 EXPONANTES |
| 175 Deutsche Messe AG | 221 ELIPSE INICIATIVAS, S.L. | 267 Exponor |
| 176 Deutscher Weinbauverband e.V. | 222 Elit Fuarçılık Hizmetleri Ltd.Şti. | 268 Expo-Park. Exhibition Projects Ltd |
| 177 DIARIO MONTAÑÉS | 223 Elka Fuarçılık Ltd. Şti. | 269 Expoproof |
| 178 Different Design | 224 Elmia | 270 EXPOS SALONS ANIMA |
| 179 DIJON CONGREXPO | 225 EMBIELLAGE D'OR BIGOURDAN | 271 Exposicam srl |
| 180 Diputación De Salamanca | 226 Emex Management GmbH, Zürich | 272 EXPOSICIONES Y EVENTOS, S.L. |
| 181 DLG e.V. | 227 EMMAÛS CHATELLERAULT - NAINTRÉ | 273 EXPOURENSE_Fundación Feiras E Exposições De Ourense |

LISTS OF USED CODES (3/3): List of organizers

| | | |
|--|---|---|
| 274 Eylül Fuar Org. Sergi ve Panayır Ltd.Şti | 320 GALEXPO | 366 HINTE GmbH |
| 275 Fachausstellungen Heckmann GmbH | 321 Garda Trentino SpA | 367 HKF Fuarçılık A.Ş. |
| 276 Faircom AG, Ittgen | 322 GEFI S.PA. | 368 HoLaPress Communicatie |
| 277 Fairs Consult | 323 Gelecek Fuarçılık Hizmetleri Kültür Ve Sanat Etkinlikleri Paz. San Ve Tic Ltd. Şti. | 369 Holcus Buiten B.V. |
| 278 FAMILY PROMOTION sarl | 324 GEO SPA | 370 HP COMMUNICATION |
| 279 FantasyCon AG | 325 Gewerbeverband Basel-Stadt | 371 HUNGEXPO |
| 280 Farexpo LLC | 326 GFA EVENTS | 372 Hyphen Project Management |
| 281 FCI Fuarçılık A.Ş. | 327 GHM Gesellschaft fürHandwerksmessen mbH | 373 I Saloni Nautici Genova |
| 282 FDHPA 17 | 328 GIE DISGROUP | 374 IAAPA Europe IVZW |
| 283 FEDERATION FRANCAISE MÉDIÉVALE | 329 GIE OBJECTIF TRANSPORT PUBLIC | 375 IBC |
| 284 FEDERLEGNO ARREDO EVENTI SPA | 330 GL Events | 376 IBS EVENT |
| 285 FEDERUNACOMA SURL | 331 GL EVENTS - TOULOUSE EVENEMENTS | 377 ICE Ltd. |
| 286 FEGICAT | 332 GL EVENTS EXHIBITIONS - BREST | 378 IDEABIELLA |
| 287 Feira Internacional De Galicia Abanca | 333 GL EVENTS EXHIBITIONS - LILLE | 379 IDEAL Connaissances |
| 288 Feria Bebé SL | 334 GL EVENTS EXHIBITIONS - LYON | 380 IDICE SAS |
| 289 FERIA BEBE, S.L. | 335 GL EVENTS EXHIBITIONS - PARIS | 381 IFA_Institucion Ferial Alicantina |
| 290 Feria De Valladolid | 336 GL EVENTS EXHIBITIONS - VILLENEUVE SUR LOT | 382 IFEBA_Feria de Badajoz |
| 291 Feria De Zaragoza | 337 GL Events Exhibitions Fuarçılık A.Ş. | 383 IFEMA_Feria De Madrid |
| 292 Feria Del Mueble Yecla | 338 GL Platform Fuarçılık Hizmetleri Ltd. Şti. | 384 IFEPA_Palacio De Ferias Y Exposiciones De La Región De Murcia |
| 293 Feria Valencia | 339 GLOBAL ROBOT EXPO,S.L | 385 IFO İstanbul Fuar Hizmetleri A.Ş. |
| 294 Fespa Eurasia Fuarçılık A.Ş. | 340 Globus Fuar Kongre Yönetimi ve Tanıtım Hizmetleri Ltd. Şti. | 386 IFTSA_Institución Ferial De Tenerife |
| 295 FEVAL_Institucion Ferial De Extremadura | 341 gmk & WNP Fachmessen UG | 387 IJV-IFAS |
| 296 FF EVENTS | 342 GOBIERNO DE CANTABRIA | 388 İkon Fuarçılık Hizmetleri Ltd. Şti |
| 297 FICOBA_Recinto Ferial De Gipuzk | 343 Godet Production | 389 İMİ Fuarçılık Hizmetleri Ltd.Şti. |
| 298 Ficomic | 344 Godet Production | 390 INFECAR_Institución Ferial De Canarias |
| 299 FIERA MILANO SPA | 345 Gospodarsko razstavisce d.o.o. | 391 İno Uluslararası Fuar Tan. Org. A.Ş. |
| 300 FIERA ROMA SRL | 346 Grand Chelem Event SA, Mariage.ch | 392 İnfoloji Fuarçılık A.Ş. |
| 301 FIERE DI PARMA SPA | 347 GreenExpo Exhibition company, Ltd. | 393 INFOPRO DIGITAL |
| 302 FIIH | 348 GROUPE AEF | 394 INFOPROMOTIONS - GROUPE SOLUTIONS |
| 303 FIL | 349 GROUPE STUDYRAMA | 395 Informa Exhibitions UK |
| 304 Finnish Marine Industries Federation Finnboat | 350 GROUPE UP | 396 Innova 7 |
| 305 Fira de Barcelona | 351 Grup Medya Fuarçılık Ltd. Şti. | 397 Innova Eventos Zaragoza |
| 306 FIRENZE FIERA S.P.A. | 352 Grupo Absolute | 398 INPPS Fuarçılık Ltd. Şti |
| 307 FISA | 353 Grupo Cosmobelleza | 399 Integrated Systems Events LLC |
| 308 FLOTTES AUTOMOBILES | 354 GSMA Association | 400 INTERALIA, FERIAS PROF. Y CONGRESOS |
| 309 FOIRE DE BERE - CHATEAUBRIANT | 355 Gül Fuarçılık ve Organizasyon Ltd. Şti | 401 Intergem Messe GmbH |
| 310 FOIRE INTERNATIONALE DE CLERMONT-FERRAND COURNON | 356 Hamburg Messe und Congress GmbH | 402 INTERMAT S.E. (GROUPE COMEXPOSIUM) |
| 311 Fondazione Circolo dei Lettori | 357 HANNOVER FAIRS INTERNATIONAL GMBH SEDE ITALIANA | 403 International Fashion Fair İstanbul Moda Fuarçılık A.Ş. |
| 312 Förlags AB Albinsson & Sjöberg | 358 Hannover Fairs Turkey Fuarçılık A.Ş. | 404 International Plovdiv Fair |
| 313 FORMINPROGRESS SRL | 359 Hannover Messe Ankiros Fuarçılık A.Ş. | 405 Internationale Vakbeurs van het Meubel Brussel |
| 314 Freiburg Wirtschaft Touristik undMesse GmbH & Co. KG /Solar Promotion GmbH | 360 Hannover Messe Sodeks Fuarçılık A.Ş. | 406 Interservis |
| 315 Frig Fuarçılık ve Org. Hizm. San. Ve Tic. Ltd. Şti. | 361 Health & Beauty Marketing Swiss GmbH Luzern | 407 IPACK IMA S.R.L. |
| 316 Fundació Inform | 362 Heinz Schoch, Riehen | 408 ISF Fuarçılık Tic. Ltd. Şti. |
| 317 Future Cheer Ltd | 363 Herbstmesse Solothurn | 409 İstamonu Fuarçılık Hizmetleri Ltd. Şti. |
| 318 FYCMA_Palacio De Ferias Y Congresos De Málaga | 364 Het Beurskantoor BV | 410 İstanbul Dünya Ticaret Merkezi A.Ş. |
| 319 GALERIE PHOCÉA | 365 HHB Fuar Organizasyon Reklam A.Ş. | 411 İstanbul Eğitim Fuarları ve Tanıtım Ltd. Şti |

LISTS OF USED CODES (3/3): List of organizers

| |
|---|
| 412 Istanbul Fuarçılık A.Ş. |
| 413 Istanbul Restate Fuar Org. A.Ş. |
| 414 Italian Exhibition Group SpA |
| 415 ITE Expo International |
| 416 Ivace / Câmara de Comercio / Icex. |
| 417 İZFAŞ İzmir Fuarçılık Hizmet. Kültür ve Sanat İşleri. Tic.A.Ş |
| 418 Izgi Fuarçılık Ltd. Şti. |
| 419 Jaarbeurs |
| 420 JBC SARL |
| 421 JEANNE & LOUIS PRODUCTIONS |
| 422 JEC GROUP |
| 423 JOINTO ENTERTAINMENT S.L. |
| 424 JRCE BRETAGNE |
| 425 Junior Fuarçılık Ltd. Şti. |
| 426 Jyvässkylä Fair Ltd |
| 427 Kaiju Entertainment S.L. |
| 428 Kalite Fuar Yapım A.Ş. |
| 429 KALORIK |
| 430 Karlsruher Messe- und Kongress GmbH |
| 431 Kazanskaya Yarmarka JSC |
| 432 Kempten Messe- & Veranstaltungs-BetriebAllgäuer Festwoche |
| 433 KFA Fuarçılık Ltd. Şti. |
| 434 Kielce Trade Fairs |
| 435 Kinold - Ausstellungsgesellschaft mbH |
| 436 Klagenfurter Messe Betriebsgesellschaft m.b.H. |
| 437 Kobi Fuarçılık Tanıtım ve Organizasyon Ltd. Şti. |
| 438 Koelnmesse GmbH |
| 439 KompetenzHaus GmbH, Neukirch |
| 440 Koninklijke Nederlandse Klim- en Bergsport Vereniging (NKBV) |
| 441 Kortrijk Xpo CVBA |
| 442 Krypton GmbH |
| 443 Küre Fuarçılık Ltd. Şti. |
| 444 Kuzbass Fair JSC |
| 445 Kyiv International Contract Fair |
| 446 L.E.O - LOIRE EVENEMENT ORGANISATION |
| 447 LA FABBRICA DEL LIBRO SPA |
| 448 LA VOIX L'ETUDIANT SA |
| 449 LABORAMA |
| 450 Lahti Fair Ltd |
| 451 LAMIRAULT |
| 452 Landesmesse Stuttgart GmbH |
| 453 LARIOFIERE |
| 454 L'AUTRE AGENCE |
| 455 LE COLLECTIF DU CAFÉ - COMITÉ FRANÇAIS DU CAFÉ |
| 456 LE GALEC SOCIETE COOPERATIVE GROUPEMENT D'ACHAT DES CENTRES E.LECLERC |

| |
|---|
| 457 LE MANS EVENEMENTS SEML |
| 458 LE MONDIAL DU TATOUAGE |
| 459 LEDO Sports & Events, S.L.U. |
| 460 Lego Nederland B.V. |
| 461 Leipziger Messe GmbH |
| 462 Leipziger Messe International GmbH |
| 463 LES EDITIONS SEBAN LESITEDUMARIAGE.COM |
| 464 Les Gardiens de la Fantasy |
| 465 LES VAILLANTES PETARELLES DE L'OUEST (VPO) |
| 466 L'ETUDIANT |
| 467 Liege Expo |
| 468 Life Media Fuarçılık A.Ş |
| 469 Likapa Fair Fuarçılık Ticaret Aş, |
| 470 LILLE GRAND PALAIS |
| 471 LINEAPELLE SRL |
| 472 Longarone Fiere S.r.l. |
| 473 LUCCA CREA srl |
| 474 Luna fuarcılık Ticaret A.Ş. |
| 475 Luxexpo The Box |
| 476 M.SEVENTY.S.R.L. |
| 477 M3B GmbHMESSE BREMEN |
| 478 Mack Brooks Exhibitions Ltd |
| 479 Mack Brooks Fuarçılık A.Ş. |
| 480 MACK-BROOKS FRANCE |
| 481 MAGENTA PUBLICIDAD |
| 482 MAIRIE DE CASTRES |
| 483 Malatya Belediyesi Fuarçılık Hizmet. Kültür ve Sanat Etkinlik. Tic. A.Ş. |
| 484 MALO METIERS D'ART |
| 485 MAREDIMODA SCARL |
| 486 MARKET ACCESS GROUPE ENR |
| 487 Marketing Centre «Expokhleb» |
| 488 Marmara Tanıtım Fuarçılık Org. Rek. ve Tic. A.Ş. |
| 489 Marmaris Fuarçılık Org. Halkla İlişkiler Ltd. Şti. |
| 490 MASH MEDIA 2005 |
| 491 MBA Grup Uluslararası Fuarçılık Ltd. Şti |
| 492 MCH Group |
| 493 MCI Fuarçılık Dış Ticaret Ltd. Şti |
| 494 MEDI Expo Ltd |
| 495 MEDIAPOINT & COMMUNICATIONS SRL |
| 496 Medya Fors Fuarçılık A.Ş. |
| 497 Medya Trend Fuarçılık San. Ve Tic. A.Ş. |
| 498 Mefaş Fuarçılık A.Ş. |
| 499 MEGACITE - SOCIETE D'EXPLOITATION DU CENTRE D'EXPOSITION ET DE CONGRES D'AMIENS METROPOLE |
| 500 Memory Productions Events B.V. |
| 501 MEORIENT |

| |
|---|
| 502 Mesago Messe Frankfurt GmbH |
| 503 Messe Berlin GmbH |
| 504 Messe Bozen AG |
| 505 Messe Dortmund GmbH |
| 506 Messe Düsseldorf GmbH |
| 507 Messe Erfurt GmbH |
| 508 Messe Essen GmbH |
| 509 Messe Frankfurt Exhibition GmbH |
| 510 MESSE FRANKFURT FRANCE S.A.S |
| 511 Messe Frankfurt İstanbul Uluslararası Fuarçılık Ltd. Şti. |
| 512 MESSE FRANKFURT ITALIA SRL |
| 513 Messe Frankfurt RUS, Ltd. |
| 514 Messe Husum & Congress GmbH & Co. KG |
| 515 Messe München GmbH |
| 516 Messe Offenbach GmbH |
| 517 Messe Offenburg-Ortenau GmbH |
| 518 Messe Ried GmbH |
| 519 Messe Stuttgart Ares Fuarçılık Ltd. Şti |
| 520 Messe- und Veranstaltungsgesellschaft Magdeburg GmbH (MVGM) |
| 521 Messe Wächtersbach GmbH |
| 522 Messe Weinfelden |
| 523 Messe Wels GmbH & Co KG |
| 524 Messezentrum Salzburg GmbH |
| 525 Metal-Expo LLC |
| 526 METZ EVENEMENTS |
| 527 MICRONORA |
| 528 MICROPOLIS - PARC DES EXPOSITIONS ET CONGRES DE BESANCON |
| 529 MIDO SRL UNIPERSONALE |
| 530 MIFUR SRL |
| 531 Mineralien- u. Fossilienverein Sektion Basel und NWS |
| 532 MINT Fuarçılık ve Organizasyon A.Ş. |
| 533 Mir-Expo EC, LLC |
| 534 Mobile World Capital Barcelona |
| 535 MOBILITY FOR BUSINESS |
| 536 Modef Fuarçılık Ticaret Ltd. Şti |
| 537 Modefabrik B.V. |
| 538 Moldexpo Int. Exbn. Center JSC |
| 539 Mondial Congressos |
| 540 MONEV |
| 541 MONTEPELLIER EVENTS |
| 542 MOSTRA D'OLTREMARE SPA |
| 543 Motor Press Iberica |
| 544 MOTORPRESS IBÉRICA, S.A. |
| 545 MSK Fuarçılık Ltd. Şti. |
| 546 MULHOUSE EXPO SAEML |
| 547 MunichExpo Veranstaltungs GmbH |

LISTS OF USED CODES (3/3): List of organizers

| | | |
|--|---|---|
| 548 Muratorexpo | 594 Planète santé live Sàrl | 640 REVLON |
| 549 MUSEUMEXPERTS SAS | 595 PLANNER EXHIBITIONS, S.L. | 641 Rheintal Messe und Event AG |
| 550 MVK LLC | 596 Plexus Fuarçılık Kongre Yönetimi Ve Tanıtım Hizmetleri Ltd. Şti. | 642 Riva del Garda Fierecongressi S.p.A. |
| 551 NAP Fuarçılık Ltd. Şti | 597 Plus Producties | 643 Riva Fuar ve Organizasyon Hizmetler A.Ş. |
| 552 NATURALLY | 598 Pohjanmaan Expo Oy | 644 RLP-Yarmarka Ltd |
| 553 NBAA/EBAA | 599 Pomona Keepers, S.L. | 645 Rönesans Fuarçılık ve Yayıncılık A.Ş. |
| 554 Needle Art Tattoo convention | 600 Pordenone Fiere spa | 646 Rotterdam Ahoy |
| 555 Network Fuarçılık Ltd.Şti. | 601 Poseidon and Co | 647 ROUEN EXPO EVENEMENTS |
| 556 New İpekyolu Fuarçılık Org. San.Tic.Ltd.Şti. | 602 Pozitif Fuarçılık A.Ş. | 648 RTL Z |
| 557 NEXT BUSINESS EXHIBITIONS. S.L | 603 Poznan International Fair | 649 RusJewellerExpert |
| 558 NICARO | 604 PRINCIPEDIA SRL | 650 S.I.TE.X. S.P.A. |
| 559 NICEXPO | 605 Proaktif Fuarçılık Ltd. Şti | 651 Sada Uzmanlık Fuarları Tic. A.Ş. |
| 560 NIVEXPO - FOIRES ET SALONS NIVERNAIS MORVAN | 606 Pro-Arts Iniciativas artísticas SL | 652 SAFI |
| 561 Nizhegorodskaya Yarmarka All-Russia JSC | 607 Profer Servicios Integrales | 653 SAFIM Marseille |
| 562 Nord Finland Fair | 608 Progetca S.r.l. | 654 SAINT BRIEUC EXPO CONGRES |
| 563 NORMAND'EXPO - LE HAVRE | 609 PROGOURMET, S.A. | 655 SAINT-ETIENNE EVENEMENTS (GL EVENTS) |
| 564 NowyAdres | 610 PROINCO- proveedora a la industria y construcción S.A. (Javier Baena) | 656 Sanoma Media Netherlands B.V. |
| 565 NürnbergMesse GmbH | 611 PROMAPLAST SRL | 657 SAVOIXPO - CHAMBERY |
| 566 OFPC | 612 PROMUNIDI SRL | 658 SAWO |
| 567 Olma Messen St. Gallen | 613 PROPOSTE S.R.L. | 659 SCA - Sociedad Canina de Aragón |
| 568 ONISEP LORRAINE | 614 Provada B.V. | 660 SCAR UNION |
| 569 ONISEP TOULOUSE | 615 PUZZLE CENTRE | 661 Schmid + Siegenthaler Consulting GmbH |
| 570 Organisatie Groep Zuid B.V. (OGZ) | 616 Pyramids Grup Fuarçılık A.Ş. | 662 SEAE (Société d'Encouragement à l'Agriculture et à l'Élevage) |
| 571 Organisatieburo J & E van Aerle bv | 617 QUICKFairs srl | 663 SEATRA CONGRESOS, S.L |
| 572 ORGANISATION FHRA | 618 Radicofani, S.L. | 664 SECECAM |
| 573 ORGEXPO | 619 RADIO COURTOISIE | 665 Sedef Fuar ve Kongre Hizmetleri San. ve Tic. A.Ş. |
| 574 Orgtechcentre «Interptorg» JSC | 620 RAI Amsterdam B.V. | 666 SEEDS&CHIPS S.R.L. |
| 575 Orion Fuarçılık ve Tanıtım Hizmetleri A.Ş. | 621 RAM Regio Ausstellungs GmbH | 667 Sektörel Fuarçılık A.Ş. |
| 576 ORLEANS VAL DE LOIRE EVENEMENTS | 622 REALNEWTECH | 668 SENAF SRL |
| 577 OUEST ARTS | 623 Reborn Valencia. | 669 SEQC / Step Exhibitions Ltd |
| 578 OXYGENE EXPO SAS | 624 Reed Exhibitions Deutschland GmbH | 670 Sereks Fuarçılık Tanıtım ve Org. Hizmet. Ltd.Şti. |
| 579 PAIDEIA SRL | 625 REED EXHIBITIONS ITALIA S.R.L. | 671 Shov Fuarçılık Ltd. Şti |
| 580 Palacio De Exposiciones Y Congresos De Santander | 626 REED EXPOSITIONS FRANCE | 672 SIAL (GROUPE COMEXPOSIUM) |
| 581 Palexpo | 627 Reed Messe Salzburg GmbH | 673 Sinerji Uluslararası Fuarçılık Ltd. Şti. |
| 582 PAP EVENEMENTS SARL | 628 Reed Messe Wien GmbH | 674 Sky Fuarçılık A.Ş. |
| 583 PARC DES EXPOSITIONS DU PERIGORD | 629 REED MIDEM - A MEMBER OF REED EXHIBITIONS | 675 Slow Food Promozione s.r.l. |
| 584 PARC EXPO RENNES | 630 Reed Travel Exhibitions | 676 SMAU SERVIZI SRL |
| 585 Patika Tanıtım Fuar ve Sergi Org. Hizmet. A.Ş. | 631 Reed Tüyap Fuarçılık A.Ş. | 677 SNS Fuarçılık Tan. Org. Rek. Yay. San. Tic. Ltd. Şti |
| 586 Paulownia Italia s.r.l. | 632 Referans Fuarçılık Org. Ve Tic. A.Ş. | 678 SO Fuar Ltd. Şti. |
| 587 PC MÉDIA | 633 REGIE GAYANT EXPO | 679 Sociedad Valencia para el fomento de la raza canina. |
| 588 Pedro Ruiz | 634 RegioXpo | 680 SOCIETE DES AVICULTEURS PICTAVES |
| 589 Pİ Fuar A.Ş. | 635 Rem Fuar Sergi ve Panayır Tanıtım Ltd.Şti. | 681 SOCIETE D'ORGANISATION DE SALONS ET DE SPECTACLES |
| 590 PIACENZA EXPO SPA | 636 Renkli Fuarçılık Ltd. Şti. | 682 SOCIETE DU SALON D'AUTOMNE |
| 591 PICAFLOR SARL | 637 RESEAU ATLANTIQUE DIABETE (ACREDIA) | 683 SOGOFIF |
| 592 Pin Fuarçılık Ltd. Şti. | 638 RESTEC Exhibition Company, LLC | 684 SOMEXPO |
| 593 PITTİ IMAGINE S.R.L. | 639 RETRO Messen GmbH | 685 SOUD – Sochi Exhibitions Ltd. |

LISTS OF USED CODES (3/3): List of organizers

| | | |
|--|--|---|
| 686 Soysal Fuarçılık Tan. Org. Ltd. Şti. | 733 Türk Dış Hekimleri Birliği Fuar ve Org. Ltd. Şti. | 780 Xpo Italia Srl |
| 687 SPACE | 734 Türkel Fuarçılık A.Ş. | 781 Xpo Kortrijk Organizaciones España |
| 688 SPAS ORGANISATION | 735 Turku Fair Center Ltd | 782 Yem Fuarçılık A.Ş. |
| 689 Spielwarenmesse eG | 736 Tüyap Adana Fuarçılık A.Ş. | 783 Yugorskiye Kontrakty Regional Exbn. Center JSC |
| 690 Spielwarenmesse Middle East Fuarçılık Ltd.Şti. | 737 Tüyap Anadolu Fuarları A.Ş. | 784 Zagreber Messe GmbH |
| 691 SPORTAIR | 738 Tüyap Bursa Fuarçılık A.Ş. | 785 ZIAD |
| 692 SPRI | 739 Tüyap Fuar ve Fuarçılık Hizmetleri A.Ş. | 786 ZPRESS Sport |
| 693 ST Alternatif Fuarçılık ve Organizasyon Tic. Ltd.Şti. | 740 Tüyap İhtisas Fuarları A.Ş. | 787 ZT Fachmessen, Birmenstorf |
| 694 STANDING EVENTS | 741 Tüyap Konya Fuarçılık A.Ş. | 788 ZTW |
| 695 Start Fuarçılık ve Organizasyon Ltd. Şti. | 742 Tüyap Tüm Fuarçılık Yapım A.Ş. | 789 Zümrüt Fuarçılık Tan. Org. San. Ve Tic. Ltd. Şti. |
| 696 Stichting De Stripdagen | 743 UBM | 790 Zurich Game Show |
| 697 Stichting Dutch Gathering | 744 UBM CANON | 791 Zurich Marató |
| 698 Stichting Jaarbeurs v/h Noorderland | 745 UBM EMEA | 792 Agencia de Innovación y Desarrollo de Andalucía (IDEA) |
| 699 Stichting Verzamelend Nederland | 746 UBM ICC Fuarçılık ve Organizasyon Tic. A.Ş. | 793 Ajuntament de Barcelona |
| 700 Stichting Vrije Recreatie (SVR) | 747 UBM İstanbul Fuarçılık Ve Gösteri Hizmetleri A.Ş. | 794 ARTESANTANDER |
| 701 Stockholmsmässan | 748 UBM NTSR Fuar ve Gösteri Hizmetleri A.Ş. | 795 ASOC. VIDA SANA |
| 702 STRASBOURG EVENEMENTS | 749 UBM Rotaforte Uluslararası Fuarçılık A.Ş. | 796 Ayuntamiento de Las Palmas de Gran Canaria |
| 703 Study Expo Fuarçılık A.Ş. | 750 UCIA EXPOS SAS - CHALONS-EN-CHAMPAGNE | 797 Ayuntamiento de Málaga, Consejería de Economía y Conocimiento de la Junta de Andalucía, Ministerio de Economía y Competitividad |
| 704 Super Car Sunday B.V. | 751 Ulusal Fuarçılık Org.Tic.Ltd.Şti. | 798 CM Gipuzkoa |
| 705 SUPERSTUDIO GROUP S.R.L. | 752 Urban Line Concept | 799 COERCAN |
| 706 Svenska Mässan | 753 Vakıf Fuarçılık Rek. Yay. Tanıtım Org. Tic. Ltd. Şti. | 800 Çukurova Fuarçılık A.Ş. |
| 707 Swiss'expo | 754 Vakmedianet Alphen aan den Rijn | 801 DG TURISMO EXTREMADURA |
| 708 Taart & Trends | 755 VAPEXPO FRANCE | 802 Diputación Foral de Gipuzkoa |
| 709 Tampere Trade Fairs Ltd | 756 VAV Fuarçılık Ltd. Şti | 803 Encom |
| 710 TARBES EXPO PYRENEES CONGRES | 757 VBUFFARD-ORGANISATIONS | 804 Euronovios Aragón 2010, S.L. |
| 711 Targi Lublin | 758 Vegetafel | 805 Federación de Gremios de Editores de España |
| 712 Targi w Krakowie | 759 VERDUN EXPO MEUSE | 806 Gremio de Panaderos y Pasteleros de Valencia |
| 713 TDK Fuarçılık Org. Ltd. Şti | 760 Verein Deutscher Werkzeugmaschinenfabriken e.V. (VDW) | 807 GRUPO CORREO |
| 714 Tema Fuarçılık A.Ş. | 761 Veronafiere Spa | 808 Interideas |
| 715 TERRAPIN | 762 Vestiyer Akademi Eğitim ve Fuarçılık Tic. Ltd. Şti. | 809 INTERMEETING SRL |
| 716 TERRE DE VINS | 763 VGROUP SRL | 810 INTERPORTO SPA |
| 717 Textilexpo JSC | 764 Via Fuarçılık A.Ş. | 811 İpekyolu Uluslararası Fuarçılık Ltd.Şti |
| 718 Tezulaş Fuar Danışmanlık Hizmetleri Ltd. Şti. | 765 VIGNERONS INDEPENDANTS D'AQUITAINE (FEDERATION) | 812 Junta de Andalucía |
| 719 TG Ekspo Uluslararası Fuarçılık A.Ş. | 766 VIGNERONS INDEPENDANTS DE FRANCE | 813 LLOBREGAT LLUDIC |
| 720 The Eworld Team SL | 767 Voli Fuar Hizmetleri A.Ş. | 814 Mala Gissona, BBB, Boulevard |
| 721 The Exhibition of Achievements of National Economy, JSC (VDNH) | 768 VPS Verlag Personalvorsorge und Sozialversicherung | 815 Messe Duesseldorf Moscow, OOO |
| 722 The Finnish Fair Corporation | 769 V-Trade | 816 Platform Uluslararası Fuarçılık A.Ş |
| 723 The Finnish Housing Fair Co-op Organisation | 770 Waxee sarl | 817 REAL SOCIEDAD CANINA DE MURCIA |
| 724 The Wine & Food Association | 771 Wellfairs GmbH | 818 Secretaría de Estado de Telecomunicaciones y para la Sociedad de la Información (actual SESIAD) y Ametic |
| 725 Thor Expo Fuarçılık Hizmet. A.Ş. | 772 Wex | 819 SOCIEDAD CANINA DE ALICANTE |
| 726 together ag, St. Gallen | 773 WEYOU GROUP | 820 Teknik Fuarçılık A.Ş. |
| 727 TOURS EVENEMENTS - GRAND-HALL - PARC DES EXPOSITIONS | 774 WIR Messe Zürich AG | 821 TENDANCES |
| 728 TROYES EXPO CUBE | 775 WIRTSCHAFTSGEMEINSCHAFT Zoologischer Fachbetriebe GmbH | 822 TÜRSAB Fuarçılık Hizmetleri Tic.A.Ş. |
| 729 Turab Fuarçılık Reklam Organizasyon Hizmetleri A.Ş. | 776 WNP Fachmessen GmbH | |
| 730 Tureks Uluslararası Fuarçılık A.Ş. | 777 WSN DEVELOPPMENT | |
| 731 Turismo 90 S.L. | 778 Xpo España | |
| 732 Turizm Medya Grubu Fuarçılık A.Ş. | 779 Xpo Fuarçılık Ltd Sti | |

CITIES WITH EVENTS IN 2018, BY COUNTRY

page n°

| | |
|-----------------------|----|
| Austria | |
| Innsbruck | 44 |
| Klagenfurt | 54 |
| Ried | 79 |
| Salzburg | 81 |
| Wels | 92 |
| Wien | 92 |
| Belgium | |
| Antwerp | 25 |
| Brussels | 31 |
| Charleroi | 34 |
| Ghent | 41 |
| Kortrijk | 56 |
| Liège | 59 |
| Marche-en-Famenne | 64 |
| Mechelen | 65 |
| Mons | 67 |
| Namen | 70 |
| Bulgaria | |
| Plovdiv | 77 |
| Croatia | |
| Zagreb | 92 |
| Czech Republic | |
| Brno | 30 |
| Finland | |
| Helsinki | 43 |
| Jyväskylä | 52 |
| Kokkola | 55 |
| Lahti | 57 |
| Oulu | 73 |
| Pori | 77 |
| Rovaniemi | 81 |
| Seinäjoki | 82 |
| Tampere | 85 |
| Tornio | 86 |
| Turku | 87 |
| Vaasa | 89 |
| France | |
| Agen | 22 |
| Alençon | 22 |
| Ales | 22 |
| Amiens | 22 |
| Angers | 23 |
| Annecy | 24 |
| Antibes | 25 |
| Apremont | 25 |
| Auxerre | 25 |
| Avignon | 25 |
| Besançon | 28 |
| Beziers | 28 |
| Biarritz | 28 |
| Bordeaux | 29 |
| Bourg-en-Bresse | 30 |
| Bourges | 30 |
| Brest | 30 |
| Bruz | 31 |

| | |
|-----------------------|----|
| Caen | 33 |
| Cannes | 33 |
| Castres | 34 |
| Chalons en Champagne | 34 |
| Chalon-sur-Saone | 34 |
| Chambéry | 34 |
| Chartres | 34 |
| Chasseneuil Du Poitou | 34 |
| Chassieu | 34 |
| Chateaubriant | 35 |
| Chatellerault | 35 |
| Cherbourg | 35 |
| Chinon | 35 |
| Clermont-Ferrand | 35 |
| Colmar | 36 |
| Cournon | 36 |
| Dijon | 36 |
| Douai | 37 |
| Dunkerque | 37 |
| Grenoble | 42 |
| La Grande Motte | 57 |
| La Rochelle | 57 |
| La Roche-sur-Foron | 57 |
| L'Aigle | 57 |
| Lanester | 57 |
| Le Bourget | 58 |
| Le Havre | 58 |
| Le Mans | 58 |
| Lille | 59 |
| Limoges | 59 |
| Lisieux | 60 |
| Lyon | 61 |
| Macon | 61 |
| Mandelieu La Napoule | 64 |
| Marne la Vallée | 64 |
| Marsac-Sur-L'Isle | 65 |
| Marseille | 65 |
| Metz | 65 |
| Montbéliard | 67 |
| Montluçon | 67 |
| Montpellier | 67 |
| Mulhouse | 69 |
| Nancy | 70 |
| Nantes | 70 |
| Nevers | 71 |
| Nice | 71 |
| Niort | 71 |
| Orleans | 73 |
| Paris | 73 |
| Pau | 77 |
| Perpignan | 77 |
| Plailly | 77 |
| Poitiers | 77 |
| Quimper | 79 |
| Reims | 79 |
| Rennes | 79 |

| | |
|-----------------------|----|
| Rouen | 80 |
| Saint Aignan sur Cher | 81 |
| Saint-Amand Montrond | 81 |
| Saint-André-Lez-Lille | 81 |
| Saint-Brieuc | 81 |
| Saint-Etienne | 81 |
| Saint-Malo | 81 |
| Strasbourg | 83 |
| Tarbes | 86 |
| Toulon | 86 |
| Toulouse | 86 |
| Tours | 87 |
| Troyes | 87 |
| Valence | 83 |
| Vandoeuvre-Les-Nancy | 90 |
| Vannes | 90 |
| Verdun | 91 |
| Villeurbanne | 91 |
| Germany | |
| Augsburg | 25 |
| Berlin | 27 |
| Bernburg | 28 |
| Bremen | 30 |
| Chemnitz | 35 |
| Dortmund | 37 |
| Düsseldorf | 37 |
| Erfurt | 39 |
| Essen | 39 |
| Frankfurt/Main | 40 |
| Hamburg | 42 |
| Hannover | 42 |
| Husum | 44 |
| Idar-Oberstein | 44 |
| Karlsruhe | 52 |
| Kempten | 53 |
| Köln | 55 |
| Leipzig | 58 |
| Magdeburg | 63 |
| Mainz | 63 |
| München | 69 |
| Nürnberg | 72 |
| Offenbach | 72 |
| Offenburg | 72 |
| Passau | 77 |
| Stuttgart | 84 |
| Wächtersbach | 91 |
| Hungary | |
| Budapest | 32 |
| Debrecen | 36 |
| Italy | |
| Alba | 22 |
| Arezzo | 25 |
| Bari | 27 |
| Bergamo | 27 |
| Bologna | 29 |
| Bolzano | 29 |

| | |
|-------------------|----|
| Brescia | 30 |
| Carrara Marina | 34 |
| Cernobbio | 34 |
| Cesena | 34 |
| Cremona | 36 |
| Erba | 39 |
| Ferrara | 39 |
| Firenze | 39 |
| Foggia | 40 |
| Genova | 41 |
| Longarone | 60 |
| Lucca | 61 |
| Milano | 65 |
| Montichiari | 67 |
| Napoli | 71 |
| Olux | 73 |
| Padova | 73 |
| Parma | 76 |
| Piacenza | 77 |
| Pordenone | 77 |
| Rimini | 79 |
| Riva Del Garda | 80 |
| Roma | 80 |
| Torino | 86 |
| Verona | 91 |
| Vicenza | 91 |
| Luxembourg | |
| Luxemburg | 61 |
| Moldavia | |
| Chisinau | 35 |
| Monaco | |
| Monaco | 67 |
| Poland | |
| Bielsko Biala | 28 |
| Bydgoszcz | 33 |
| Gdansk | 40 |
| Gdynia | 41 |
| Kielce | 53 |
| Krakow | 56 |
| Lódz | 60 |
| Lublin | 60 |
| Ostróda | 73 |
| Poznan | 78 |
| Sosnowiec | 83 |
| Swiebodzin | 85 |
| Warsaw | 91 |
| Wilkowice | 92 |
| Wroclaw | 92 |
| Portugal | |
| Lisbon | 59 |
| Porto | 77 |
| Romania | |
| Arad | 25 |
| Constanta | 36 |
| Russia | |
| Ekaterinburg | 38 |

| | |
|----------------------------|----|
| Kazan | 52 |
| Khanty-Mansiysk | 53 |
| Moscow | 67 |
| Nizhny Novgorod | 71 |
| Novokuznetsk | 71 |
| Rostov-on-Don | 80 |
| Sochi | 82 |
| St.Petersburg | 83 |
| Surgut | 85 |
| Ufa | 87 |
| Vladivostok | 91 |
| Slovenia | |
| Ljubljana | 60 |
| Spain | |
| Badajoz | 26 |
| Barcelona | 26 |
| Bilbao | 28 |
| Don Benito / Badajoz | 37 |
| Elche / Alicante | 38 |
| Irun / Gipuzkoa | 44 |
| Las Palmas De Gran Canaria | 57 |
| Madrid | 61 |
| Málaga | 63 |
| Ourense | 73 |
| Salamanca | 81 |
| Santa Cruz De Tenerife | 82 |
| Santander | 82 |
| Silleda / Pontevedra | 82 |
| Torre Pacheco / Murcia | 86 |
| Valencia | 89 |
| Valladolid | 90 |
| Yecla / Murcia | 92 |
| Zaragoza | 92 |
| Sweden | |
| Gothenburg | 42 |
| Jönköping | 52 |
| Stockholm | 83 |
| Switzerland | |
| Altstätten | 22 |
| Basel | 27 |
| Geneva | 41 |
| Lausanne | 57 |
| Solothurn | 83 |
| Weinfelden | 92 |
| Zurich | 93 |
| The Netherlands | |
| Amsterdam | 23 |
| Breskens | 30 |
| Goes | 41 |
| Gorinchem | 41 |
| Hardenberg | 43 |
| Roden | 80 |
| Rosmalen | 80 |
| Rotterdam | 80 |
| Utrecht | 87 |
| Venray | 91 |

| | |
|----------------|----|
| Turkey | |
| Adana | 22 |
| Adiyaman | 22 |
| Afyonkarahisar | 22 |
| Aksaray | 22 |
| Amasya | 22 |
| Ankara | 23 |
| Antalya | 24 |
| Aydin | 25 |
| Balikesir | 26 |
| Batman | 27 |
| Bitlis | 29 |
| Burdur | 32 |
| Bursa | 32 |
| Çanakkale | 33 |
| Çorum | 36 |
| Denizli | 36 |
| Diyarbakir | 37 |
| Edirne | 38 |
| Elazığ | 38 |
| Erzurum | 39 |
| Eskişehir | 39 |
| Gaziantep | 40 |
| Hatay | 43 |
| Isparta | 44 |
| Istanbul | 45 |
| Izmir | 50 |
| Kahramanmaraş | 52 |
| Kastamonu | 52 |
| Kayseri | 52 |
| Kırkkale | 54 |
| Kırşehir | 54 |
| Kocaeli | 55 |
| Konya | 55 |
| Kütahya | 57 |
| Malatya | 64 |
| Manisa | 64 |
| Mardin | 64 |
| Mersin | 65 |
| Muğla | 69 |
| Niğde | 71 |
| Ordu | 73 |
| Osmaniye | 73 |
| Samsun | 81 |
| Şanlıurfa | 82 |
| Sivas | 82 |
| Tekirdağ | 86 |
| Tokat | 86 |
| Uşak | 87 |
| Van | 87 |
| Yozgat | 92 |
| Zonguldak | 93 |
| Ukraine | |
| Kiev | 54 |
| Lviv | 61 |

2018 EVENTS BY CITY

| | Interval Year | Opening date | Closing date | Space | | | | Exhibitors | | | | Visitors/Visits (*) | | | | Organizer | Auditor | Industry sector | |
|---|---------------|----------------------------|--------------|----------------------------|--------|----------|-------|----------------------------------|-------|----------------------------|-------|----------------------------|-------|----------------------------|---------|-----------|----------|-----------------|-------------|
| | | | | Rented Space (sq.m) | | | | Exhibitors with their own stands | | Represented firms | | Admission for Trade/Public | | | | | | | |
| | | | | Total | Halls | Open air | | from ... countries | Total | Foreign/ International (*) | Total | Foreign/ International (*) | Total | Foreign/ International (*) | | | | | |
| | Total | Foreign/ International (*) | Total | Foreign/ International (*) | | | | | | | | | | | | | | | |
| Adana (TR) | | | | | | | | | | | | | | | | | | | |
| 1 SMy School Education in Adana | 1 | 29/11 | 2/12 | 3 315 | 3 315 | 0 | | | | 73 | 0 | 0 | 0 | T/P | 31 750 | 0 | 2 | 16 | 8 |
| 14.Çukurova Gold And Jewellery Fair /Middle East Gold and Jewellery Fair | 1 | 4/5 | 6/5 | 7 200 | 7 200 | 0 | | | | 62 | 0 | 5 | 5 | T/P | 18 300 | 200 | 695 | 16 | 24 |
| 4th Çukurova Agriculture Fair 2018 | 1 | 5/4 | 8/4 | 5 031 | 5 031 | 0 | | | 10 | 56 | 0 | 34 | 34 | T/P | 18 352 | 128 | 223 | 16 | 1 |
| 4th Real Estate Investment Fair | 1 | 30/11 | 2/12 | 646 | 646 | 0 | | | 5 | 41 | 0 | 6 | 6 | T/P | 2 682 | 55 | 223 | 16 | 15 |
| Adana 11th Furniture-Decoration Fair | 1 | 2/10 | 7/10 | 6 342 | 6 342 | 0 | | | | 74 | 0 | 0 | 0 | T/P | 41 268 | 150 | 736, 800 | 16 | 12 |
| Adana 12th Greenhouse-Garden Fair 2018 | 1 | 7/11 | 11/11 | 2 341 | 2 341 | 0 | | | | 58 | 0 | 0 | 0 | T/P | 202 168 | 250 | 736 | 16 | 1 |
| Adana 12th International Agriculture Fair | 1 | 7/11 | 11/11 | 17 022 | 17 022 | 0 | | | 10 | 130 | 0 | 27 | 27 | T/P | 202 168 | 250 | 736, 800 | 16 | 1 |
| Adana Construction 2018 12th Construction Technologies, Construction and Works Machinery, Infrastructure Fair | 1 | 15/2 | 18/2 | 3 441 | 3 441 | 0 | | | | 74 | 0 | 0 | 0 | T/P | 41 356 | 195 | 736 | 16 | 5 |
| Adana IHS 2018 11 th Heating, Cooling, Air Conditioning, Natural Gas Technology, Installation and Insulation Fair | 1 | 15/2 | 18/2 | 1 035 | 1 035 | 0 | | | | 28 | 0 | 0 | 0 | T/P | 41 356 | 195 | 736 | 16 | 5 |
| Adana Kozmetik ve Kişisel Bakım Fuarı | 1 | 13/12 | 16/12 | 310 | 310 | 0 | | | | 23 | 0 | 0 | 0 | T/P | 31 568 | 0 | 736 | 16 | 14 |
| Adana University Preference Exhibition | 1 | 12/8 | 12/8 | 510 | 510 | 0 | | | | 35 | 0 | 0 | 0 | T/P | 3 945 | 0 | 214 | 16 | 8 |
| Adana Urban 2018 Adana 10.Municipality Necessities, Urban Furnishings, Landsacaping And Sport Facilities Fair | 1 | 15/2 | 18/2 | 1 085 | 1 085 | 0 | | | | 28 | 0 | 0 | 0 | T/P | 41 356 | 195 | 736 | 16 | 3 |
| Çukurova 11. Book Fair | 1 | 6/1 | 14/1 | 4 585 | 4 585 | 0 | | | 1 | 174 | 0 | 1 | 1 | T/P | 340 395 | 0 | 736, 800 | 16 | 3 |
| Çukurova 6.Autoshow 2018 | 1 | 24/4 | 29/4 | 3 144 | 3 144 | 0 | | | | 24 | 0 | 0 | 0 | T/P | 36 309 | 0 | 736 | 16 | 16 |
| EV'leniyoruz Adana 3. Wedding Preparations Fair | 1 | 13/12 | 16/12 | 1 713 | 1 713 | 0 | | | | 47 | 0 | 0 | 0 | T/P | 31 568 | 0 | 736 | 16 | 13 |
| Adıyaman (TR) | | | | | | | | | | | | | | | | | | | |
| Adıyaman Food and Regional Products Fair | 1 | 5/10 | 14/10 | 2 400 | 2 400 | 0 | | | | 65 | 0 | 0 | 0 | T/P | 190 000 | 0 | 497 | 16 | 2 |
| Food, Agriculture Technology, Stockbreeding Fair | 1 | 18/4 | 22/4 | 3 000 | 3 000 | 0 | | | | 185 | 0 | 0 | 0 | T/P | | | 497 | 16 | 1 |
| Afyonkarahisar (TR) | | | | | | | | | | | | | | | | | | | |
| 8. Afyonkarahisar Agriculture, stockbreeding and agro technology fair | 1 | 6/9 | 9/9 | 5 486 | 5 486 | 0 | | | | 112 | 0 | 0 | 0 | T/P | 16 543 | 431 | 48 | 16 | 1 |
| Afyonkarahisar Agriculture, stockbreeding and agro technology fair | 1 | 12/4 | 15/4 | 6 344 | 6 344 | 0 | | | | 151 | 0 | 0 | 0 | T/P | 18 746 | 463 | 48 | 16 | 1 |
| Afyonkarahisar Book Fair | 1 | 20/4 | 29/4 | 1 000 | 1 000 | 0 | | | | 70 | 0 | 0 | 0 | T/P | 80 000 | 0 | 57 | 16 | 3 |
| Hayexpo Afyonkarahisar Live Animals Fair | 1 | 3/5 | 6/5 | 1 100 | 1 100 | 0 | | | | 35 | 0 | 0 | 0 | T/P | 3 680 | 0 | 498 | 16 | 1 |
| Agen (F) | | | | | | | | | | | | | | | | | | | |
| FOIRE EXPOSITION D'AGEN | 1 | 12/9 | 16/9 | 11 638 | 11 638 | 36 | 0 | 0 | | 191 | 1 | | | P | 19 109 | 0 | 25 | 8 | 27 |
| Aksaray (TR) | | | | | | | | | | | | | | | | | | | |
| 5.Aksaray Agriculture, Stock Breeding and Agro Technology Fair | 1 | 28/2 | 3/3 | 5 786 | 5 786 | 0 | | | | 115 | 0 | 0 | 0 | T/P | 25 716 | 707 | 48 | 16 | 1 |
| Alba (I) | | | | | | | | | | | | | | | | | | | |
| 86ª Fiera Internazionale del Tartufo Bianco d'Alba | 1 | 6/10 | 25/11 | 1 650 | 0 | 0 | 1 650 | 0 | 1 | 100 | 0 | 0 | 0 | T/P | 144 500 | 59 000 | 151 | 5 | 2 |
| Alencon (F) | | | | | | | | | | | | | | | | | | | |
| FOIRE EXPOSITION - ALENCON | 1 | 21/2 | 26/2 | 6 118 | 6 118 | 24 | 0 | 0 | | 188 | 3 | | | P | 18 101 | 0 | 457 | 7 | 27 |
| Ales (F) | | | | | | | | | | | | | | | | | | | |
| HABITAT - ALES | 1 | 28/9 | 1/10 | 4 651 | 4 651 | 0 | 0 | 0 | | 210 | 0 | | | P | 14 293 | 0 | 270 | 7 | 12 |
| Altstätten (CH) | | | | | | | | | | | | | | | | | | | |
| RHEMA Rheintalmesse | 1 | 2/5 | 6/5 | 17 011 | 13 011 | | 4 000 | | 2 | 185 | | 245 | | T/P | 45 000 | | 641 | | 2, 3, 4, 12 |
| Amasya (TR) | | | | | | | | | | | | | | | | | | | |
| Amasya Agricultural 2018 Agricultural and Stock Farming Fair of Amasya | 1 | 10/5 | 13/5 | 18 000 | 18 000 | 0 | | | | 87 | 0 | 0 | 0 | T/P | 43 200 | 0 | 80 | 16 | 1 |
| Amiens (F) | | | | | | | | | | | | | | | | | | | |
| A TOI DE JOUER - AMIENS | 1 | 17/3 | 18/3 | 1 485 | 1 485 | 0 | 0 | 0 | | 63 | 0 | | | P | 4 945 | 0 | 499 | | 13 |

(*) Please refer to each national definition given at the beginning of the report

2018 EVENTS BY CITY

| | Interval | Year | Opening date | Closing date | Space | | | | Exhibitors | | | | Visitors/Visits (*) | | | | Organizer | Auditor | Industry sector | | |
|--|----------|-------|--------------|--------------|--------|---------------------|---------------------------|----------|---------------------------|--------------------|----------------------------------|---------------------------|---------------------|---------------------------|----------------------------|---------------------------|-----------|---------|-----------------|------------|---------------------------|
| | | | | | Total | Rented Space (sq.m) | | Open air | | from ... countries | Exhibitors with their own stands | | Represented firms | | Admission for Trade/Public | Foreign/International (*) | | | | | |
| | | | | | | Total | Foreign/International (*) | Total | Foreign/International (*) | | Total | Foreign/International (*) | Total | Foreign/International (*) | | Total | | | | | Foreign/International (*) |
| ANTIQUAIRES - AMIENS | 1 | 2/2 | 4/2 | 523 | 523 | 0 | 0 | 0 | | 28 | 0 | | | P | 3 245 | 0 | 664 | 8 | 3 | | |
| CHASSE ET PÊCHE - AMIENS | 1 | 24/3 | 25/3 | 330 | 330 | 0 | 0 | 0 | 1 | 56 | 0 | | | P | 3 934 | 0 | 499 | | 1 | | |
| CHOCOLAT ET GOURMANDISES - AMIENS | 1 | 16/3 | 18/3 | 453 | 453 | 0 | 0 | 0 | | 35 | 0 | | | P | 7 417 | 0 | 499 | | 2 | | |
| FLEURS ET JARDIN - AMIENS | 1 | 21/4 | 22/4 | 1 070 | 1 070 | 0 | 0 | 0 | | 37 | 0 | | | P | 2 567 | 0 | 499 | 8 | 3 | | |
| FOIRE - AMIENS | 1 | 2/6 | 10/6 | 10 828 | 7 996 | 123 | 2 832 | 0 | 4 | 220 | 6 | | | P | 32 445 | 0 | 499 | 8 | 27 | | |
| FORME BEAUTÉ ET BIEN ÊTRE - AMIENS | 1 | 16/11 | 18/11 | 395 | 395 | 9 | 0 | 0 | 1 | 40 | 1 | | | P | 1 582 | 0 | 499 | | 14 | | |
| SALONS CE AMIENS | 1 | 9/10 | 9/10 | 376 | 376 | 10 | 0 | 0 | 2 | 65 | 2 | | | T | 388 | 0 | 146 | 8 | 4 | | |
| SIPAC - AMIENS | 1 | 26/10 | 28/10 | 1 978 | 1 978 | 499 | 0 | 0 | 4 | 39 | 10 | | | P | 4 985 | 0 | 499 | 8 | 1 | | |
| VIVING - AMIENS | 1 | 12/10 | 14/10 | 1 013 | 1 013 | 0 | 0 | 0 | | 75 | 0 | | | P | 3 308 | 0 | 333 | 8 | 12 | | |
| Amsterdam (NL) | | | | | | | | | | | | | | | | | | | | | |
| Euro Attractions Show | 1 | 25/9 | 27/9 | 15 133 | 15 133 | 1 500 | | | | 570 | 500 | 570 | 500 | T | 15 457 | 11 000 | 374 | | 3 | | |
| HISWA Amsterdam Boat Show | 1 | 7/3 | 11/3 | 13 078 | 13 078 | 173 | | | | 234 | | | | P | 37 461 | 600 | 620 | | 1, 26 | | |
| Horecava | 1 | 8/1 | 11/1 | 23 207 | 23 207 | | | | | 696 | | | | T | 66 344 | 100 | 620 | | 2, 3, 4 | | |
| Huishoudbeurs 2018 | 1 | 17/2 | 25/2 | 12 735 | 12 735 | 500 | | | 6 | 287 | 6 | 6 | 6 | P | 211 350 | | 620 | | 2, 3, 14, 25 | See note 1 | |
| IBC | 1 | 14/9 | 18/9 | 54 202 | 54 202 | 43 904 | | | | 1 700 | | | | T | 55 884 | 45 000 | 375 | | 21 | | |
| In de Wolken Festival | 1 | 4/10 | 6/10 | 10 000 | 10 000 | | | | 2 | 90 | | 85 | | P | 16 500 | | 656 | | 7, 22, 24, 25 | | |
| Interclean Amsterdam | 2 | 15/5 | 18/5 | 34 668 | 34 668 | 30 542 | | | 47 | 837 | 757 | 892 | 812 | T | 33 710 | 24 300 | 620 | | 4, 19 | | |
| International Amsterdam Motor Show | 1 | 29/3 | 2/4 | 30 000 | 30 000 | | | | | 63 | | | | P | 58 420 | | 704 | | 16 | | |
| Intertraffic Amsterdam | 2 | 20/3 | 23/3 | 32 272 | 32 272 | 28 730 | | | | 900 | | | | T | 32 317 | 14 110 | 620 | | 26 | | |
| ISE | 1 | 6/2 | 9/2 | 95 890 | 95 890 | 47 584 | | | 46 | 997 | 912 | 220 | 206 | T | 80 923 | 63 483 | 399 | | 18, 21 | | |
| METSTRADE | 1 | 13/11 | 15/11 | 20 637 | 20 637 | 18 061 | | | 51 | 1 137 | 986 | | | T | 16 716 | 10 698 | 620 | 6 | 19, 26 | See note 2 | |
| MODEFABRIEK JANUARI | 2x1 | 21/1 | 22/1 | 12 500 | 12 500 | 1 500 | | | | 500 | | | | T | 18 000 | 13 000 | 537 | | 3 | | |
| MODEFABRIEK JULI | 2x1 | 8/7 | 9/7 | 12 500 | 12 500 | 11 000 | | | | 500 | | | | T | 15 000 | 1 000 | 537 | | 3 | | |
| Platen en CD Beurs januari | 2x1 | 20/1 | 20/1 | 262 | | | | | | 100 | | | | P | 1 100 | | 38 | | 3 | | |
| Platen en CD beurs september | 2x1 | 22/9 | 22/9 | 262 | | | | | | 100 | | | | P | 1 025 | | 38 | | 3 | | |
| PROVADA | 1 | 5/6 | 7/6 | 8 000 | | | | | | 300 | | | | T | 25 300 | 2 000 | 614 | | 15 | | |
| vt wonen&design beurs | 1 | 2/10 | 7/10 | 17 000 | | | | | 5 | 214 | | 209 | | P | 98 500 | | 656 | | 3, 4, 5, 12 | | |
| <i>Note 1: statistics includes those of Negenmaandenbeurs 2018 held 21-25/2 (6 983 sqm of rented space & 204 exhibitors)</i> | | | | | | | | | | | | | | | | | | | | | |
| <i>Note 2: statistics includes those of SuperYacht Pavilion (4 715 sqm of rented space & 294 exhibitors) and those of Marina & Yard Pavilion (968 sqm of rented space & 70 exhibitors)</i> | | | | | | | | | | | | | | | | | | | | | |
| Angers (F) | | | | | | | | | | | | | | | | | | | | | |
| FORMATHÉQUE - ANGERS | 1 | 30/11 | 1/12 | 846 | 846 | 0 | 0 | 0 | | 80 | 0 | | | P | 8 074 | 0 | 349 | 7 | 8 | | |
| FRANCE CE ANGERS | 1 | 22/2 | 22/2 | 338 | 338 | 0 | 0 | 0 | | 67 | 0 | | | T | 263 | 0 | 146 | 8 | 4 | | |
| SIVAL - ANGERS | 1 | 16/1 | 18/1 | 16 133 | 16 133 | 1 131 | 0 | 0 | 10 | 634 | 81 | | | T | 23 656 | 0 | 42 | 8 | 1 | | |
| VINS DE LOIRE - ANGERS | 1 | 5/2 | 6/2 | 2 162 | 2 162 | 0 | 0 | 0 | | 285 | 0 | | | T | 7 643 | 0 | 42 | 8 | 2 | | |
| VINS ET GASTRONOMIE - ANGERS | 1 | 24/11 | 26/11 | 1 569 | 1 569 | 0 | 0 | 0 | | 131 | 0 | | | P | 11 480 | 0 | 332 | 8 | 2 | | |
| ZEN ET BIO - ANGERS | 1 | 16/2 | 18/2 | 1 363 | 1 363 | 41 | 0 | 0 | | 160 | 6 | | | P | 11 044 | 0 | 688 | 7 | 14 | | |
| Ankara (TR) | | | | | | | | | | | | | | | | | | | | | |
| 2th Livestock, Animal Production Technology, Milk and Feed Industry Fair | 1 | 20/9 | 23/9 | 2 300 | 2 300 | 0 | | | | 20 | 0 | 0 | 0 | T/P | 68 000 | 1 700 | 391 | 16 | 1 | | |
| 2th Seeds and Arboriculture Fair | 1 | 20/9 | 23/9 | 3 000 | 3 000 | 0 | | | | 25 | 0 | 0 | 0 | T/P | 68 000 | 1 700 | 391 | 16 | 1 | | |
| 3.International Travel Expo Ankara | 1 | 22/3 | 25/3 | 4 770 | 4 770 | 496 | | | 21 | 114 | 22 | 1 | 1 | T/P | 51 000 | 3 150 | 78 | 16 | 2 | | |
| 37th Book And Culture Fair | 1 | 22/5 | 10/6 | 972 | 972 | 0 | | | | 61 | 0 | 0 | 0 | T/P | | | 753 | 16 | 3 | | |
| 4.Securitex Eurasia 2018 | 1 | 12/4 | 15/4 | 4 067 | 4 067 | 0 | | | 18 | 92 | 0 | 33 | 33 | T/P | 5 119 | 42 | 166 | 16 | 7 | | |
| 4th Ankara University Preference Exhibition | 1 | 1/8 | 2/8 | 1 012 | 1 012 | 12 | | | 1 | 66 | 1 | 0 | 0 | T/P | 13 870 | 0 | 214 | 16 | 8 | | |
| Agrotec 2018 22.International Agriculture Fair | 1 | 20/9 | 23/9 | 19 000 | 19 000 | 0 | | | | 126 | 0 | 0 | 0 | T/P | 68 000 | 1 700 | 391 | 16 | 1 | | |
| Akare Study Abroad Fairs | 1 | 1/3 | 1/3 | 1 845 | 1 845 | 1 531 | | | 25 | 53 | 44 | 5 | 5 | T/P | 1 563 | 12 | 31 | 16 | 8 | | |
| Akare Study Abroad Fairs | 1 | 11/10 | 11/10 | 510 | 510 | 420 | | | 15 | 57 | 40 | 0 | 0 | T/P | 1 234 | 0 | 31 | 16 | 8 | | |
| Ankara Education and Career Fair | 1 | 13/12 | 14/12 | 740 | 740 | 0 | | | | 50 | 0 | 0 | 0 | T/P | 8 600 | 0 | 214 | 16 | 8 | | |
| Ankara Education Fair | 1 | 22/2 | 25/2 | 1 500 | 1 500 | 0 | | | | 32 | 0 | 0 | 0 | T/P | 60 000 | 0 | 274 | 16 | 8 | | |
| Ankara Logistics Summit | 1 | 11/10 | 13/10 | 2 608 | 2 608 | 16 | | | 1 | 72 | 1 | 0 | 0 | T/P | 3 500 | 8 | 734 | 16 | 26 | | |
| Ankatek 2018 | 1 | 14/11 | 17/11 | 1 800 | 1 800 | 0 | | | | 50 | 0 | 15 | 15 | T/P | 7 200 | 0 | 3 | 16 | 19 | | |

(*) Please refer to each national definition given at the beginning of the report

2018 EVENTS BY CITY

| | Interval Year | Opening date | Closing date | Space | | | | Exhibitors | | | | Visitors/Visits (*) | | Organizer | Auditor | Industry sector | | | | |
|--|---------------|--------------|--------------|---------------------|--------|----------|---------------------------|----------------------------------|-------|---------------------------|-------|----------------------------|---------------------------|-----------|---------|-----------------|-----|-------|---------------------------|--|
| | | | | Rented Space (sq.m) | | | | Exhibitors with their own stands | | Represented firms | | Admission for Trade/Public | Total | | | | | | | |
| | | | | Total | Halls | Open air | Foreign/International (*) | from ... countries | Total | Foreign/International (*) | Total | | Foreign/International (*) | | | | | Total | Foreign/International (*) | |
| Armasad Bee Fair | 1 | 16/11 | 18/11 | 1 200 | 1 200 | 25 | | | 1 | 40 | 1 | 0 | 0 | T/P | 4 827 | 55 | 589 | 16 | 1 | |
| Art Ankara 4. International Contemporary Art Fair | 1 | 14/3 | 18/3 | 5 172 | 5 172 | 488 | | | 25 | 110 | 15 | 29 | 29 | T/P | 43 170 | 6 250 | 78 | 16 | 3 | |
| Book Fair | 1 | 16/2 | 25/2 | 5 000 | 5 000 | 0 | | | | 188 | 0 | 0 | 0 | T/P | 517 000 | 0 | 274 | 16 | 3 | |
| Central Asia Handicraft and Traditional products Expo | 1 | 21/12 | 30/12 | 2 500 | 2 500 | 500 | | | | 225 | 0 | 0 | 0 | T/P | 50 000 | 0 | 635 | 16 | 3 | |
| Citytech 12.International Municipal and Environment Fair | 1 | 6/9 | 9/9 | 13 000 | 13 000 | 0 | | | | 40 | 0 | 10 | 10 | T/P | 2 650 | 159 | 391 | 16 | 3 | |
| EIF 2018 11th International Energy Congress and Fair | 1 | 8/11 | 9/11 | 4 523 | 4 523 | 635 | | | 50 | 168 | 31 | 19 | 19 | T/P | 11 250 | 1 527 | 185 | 16 | 9 | |
| Flora Garden 3th.Landscaping and Garden Furniture Fair | 1 | 6/9 | 9/9 | 2 000 | 2 000 | 0 | | | | 20 | 0 | 0 | 0 | T/P | 2 650 | 53 | 391 | 16 | 3 | |
| High Speed Rail Exhibition | 1 | 8/5 | 10/5 | 2 580 | 2 580 | 1 089 | | | 9 | 59 | 27 | 0 | 0 | T/P | 894 | 300 | 35 | 16 | 26 | |
| IEFT Education Fairs Of Turkey | 1 | 19/3 | 19/3 | 600 | 600 | 0 | | | 19 | 94 | 84 | 0 | 0 | T/P | 2 500 | 0 | 411 | 16 | 8 | |
| IEFT Education Fairs Of Turkey | 1 | 22/10 | 22/10 | 600 | 600 | 564 | | | 19 | 90 | 84 | 0 | 0 | T/P | 3 000 | 0 | 411 | 16 | 8 | |
| Isaf Exclusive Exhibition and Conference | 1 | 6/3 | 8/3 | 861 | 861 | 0 | | | 13 | 29 | 0 | 14 | 14 | T/P | 2 817 | 11 | 488 | 16 | 7 | |
| Marriage Preparations Exhibition | 1 | 22/2 | 25/2 | 2 200 | 2 200 | 0 | | | | 61 | 0 | 0 | 0 | T/P | 12 000 | 150 | 589 | 16 | 27 | |
| PETZOO Ankara Pet Products Fair | 1 | 4/10 | 7/10 | 2 000 | 2 000 | 20 | | | 1 | 56 | 1 | 4 | 4 | T/P | 12 872 | 64 | 751 | 16 | 3 | |
| Samsun Food 2018 | 1 | 22/11 | 25/11 | 4 075 | 4 075 | 362 | | | | 77 | 60 | 0 | 0 | T/P | 8 623 | 0 | 52 | 16 | 13 | |
| SEDEC TURKEY | 1 | 3/7 | 5/7 | 891 | 891 | 234 | | | 39 | 147 | 27 | 0 | 0 | T/P | 1 500 | 285 | 474 | 16 | 7 | |
| Studyexpo Language and Summer Schools Fair | 1 | 27/2 | 27/2 | 252 | 252 | 240 | | | 7 | 42 | 40 | 0 | 0 | T/P | 1 066 | 0 | 703 | 16 | 8 | |
| Studyexpo Secondary and Higher Education Fair | 1 | 20/11 | 20/11 | 216 | 216 | 204 | | | 10 | 36 | 34 | 0 | 0 | T/P | 987 | 0 | 703 | 16 | 8 | |
| Su-Tek 2th Water and water technology Fair | 1 | 6/9 | 9/9 | 2 200 | 2 200 | 24 | | | | 40 | 2 | 11 | 11 | T/P | 2 700 | 140 | 391 | 16 | 3 | |
| Technology and Efficiency Trade Fair | 1 | 7/12 | 9/12 | 3 522 | 3 522 | | | | | 100 | 0 | 9 | 9 | T/P | 50 000 | 0 | 469 | 16 | 5 | |
| Turkey Construction Technologies and Industrial Building Fair | 1 | 19/4 | 22/4 | 2 784 | 2 784 | 0 | | | | 45 | 0 | 0 | 0 | T/P | 3 182 | 0 | 52 | 16 | 5 | |
| Turkish Dental Association Exponential 2018 | 1 | 27/9 | 30/9 | 3 418 | 3 418 | 72 | | | 3 | 105 | 6 | 28 | 28 | T/P | 10 746 | 116 | 733 | 16 | 22 | |
| Anneey (F) | | | | | | | | | | | | | | | | | | | | |
| FRANCE CE ANNECY | 1 | 2/10 | 2/10 | 356 | 356 | 6 | 0 | 0 | 1 | 69 | 1 | | | T | 342 | 0 | 146 | 8 | 4 | |
| Antalya (TR) | | | | | | | | | | | | | | | | | | | | |
| 13. International Dossodossi Fashion Show Fair | 1 | 7/6 | 12/6 | 4 700 | 4 700 | 0 | | | | 44 | 0 | 0 | 0 | T/P | 5 000 | 4 500 | 187 | 16 | 5 | |
| 14.Uluslararası Dossodossi Fashion Show | 1 | 19/12 | 23/12 | 4 700 | 4 700 | 0 | | | | 53 | 0 | 0 | 0 | T/P | 5 000 | 4 500 | 187 | 16 | 5 | |
| 18. Higher Education Promotion and Education Exhibition | 1 | 5/4 | 7/4 | 986 | 986 | 0 | | | | 53 | 0 | 8 | 8 | T/P | 16 854 | 0 | 41 | 16 | 8 | |
| 2.Antalya University Preference Exhibition | 1 | 10/8 | 10/8 | 687 | 687 | 0 | | | | 42 | 0 | 0 | 0 | T/P | 5 650 | 0 | 214 | 16 | 8 | |
| 26.International Yapex -Building Materials, Construction Technology, Building Renovation and Restoration | 1 | 14/11 | 17/11 | 7 182 | 7 182 | 25 | | | 1 | 128 | 2 | 34 | 34 | T/P | 22 653 | 415 | 32 | 16 | 5 | |
| 3.Antalya Konyaaltı Happy Child Fair | 1 | 20/4 | 23/4 | 3 008 | 3 008 | 0 | | | | 56 | 0 | 0 | 0 | T/P | 58 000 | 0 | 551 | 16 | 3 | |
| 9.Antalya Konyaaltı Book Fair | 1 | 20/10 | 29/10 | 3 008 | 3 008 | 0 | | | | 62 | 0 | 0 | 0 | T/P | 286 000 | 0 | 551 | 16 | 3 | |
| Anfaş Food Product- 25rd International Trade Exhibition For Food and Beverage | 1 | 17/1 | 20/1 | 6 772 | 6 772 | 45 | | | 4 | 135 | 4 | 12 | 12 | T/P | 32 250 | 1 911 | 41 | 16 | 2 | |
| Anfaş Hotel Equipment - 29 International Hospitality Industry Equipments Exhibition | 1 | 17/1 | 20/1 | 9 390 | 9 390 | 82 | | | 3 | 168 | 3 | 22 | 22 | T/P | 26 211 | 1 410 | 41 | 16 | 2 | |
| Antalya 1st Children's Book Fair | 1 | 27/4 | 29/4 | 780 | 780 | 0 | | | | 23 | 0 | 12 | 12 | T/P | 3 100 | 0 | 545 | 16 | 8 | |
| Antalya Autoshow 2018 | 1 | 13/3 | 18/3 | 2 505 | 2 505 | 0 | | | | 22 | 0 | 0 | 0 | T/P | 30 263 | 0 | 742 | 16 | 16 | |
| Antalya City Expo | 1 | 28/3 | 30/3 | 5 143 | 5 143 | 0 | | | | 77 | 0 | 0 | 0 | T/P | 4 300 | 157 | 616 | 16 | 3 | |
| Antalya Furniture Fair 2018 | 1 | 3/10 | 7/10 | 2 506 | 2 506 | 0 | | | | 48 | 0 | 0 | 0 | T/P | 15 748 | 84 | 742 | 16 | 13 | |
| Boat Antalya | 1 | 13/3 | 18/3 | 2 234 | 2 234 | 0 | | | | 37 | 0 | 1 | 1 | T/P | 30 263 | 48 | 742 | 16 | 3 | |
| CM Expo | 1 | 6/9 | 9/9 | 7 420 | 7 420 | 24 | | | | 68 | 1 | 0 | 0 | T/P | 8 450 | 780 | 110 | 16 | 5 | |
| Demre Agriculture, Greenhouse, Live Stockbreeding, Nourishment and Agricultural Machinery Fair | 1 | 28/2 | 3/3 | 2 600 | 2 600 | 0 | | | | 32 | 0 | 0 | 0 | T/P | 16 342 | 0 | 489 | 16 | 1 | |

(*) Please refer to each national definition given at the beginning of the report

2018 EVENTS BY CITY

| | Interval Year | Opening date | Closing date | Space | | | | Exhibitors | | | | | | Visitors/visits (*) | | Organizer | Auditor | Industry sector | | |
|---|---------------|---------------------------|--------------|---------------------------|--------|----------|--------|----------------------------------|-------|---------------------------|-------|------------------------------|---------------------------|---------------------|---------------------------|-----------|---------|-----------------|---------|--|
| | | | | Rented Space (sq.m) | | | | Exhibitors with their own stands | | Represented firms | | Admission for Traders/Public | Foreign/International (*) | | | | | | | |
| | | | | Total | Halls | Open air | | from ... countries | Total | Foreign/International (*) | Total | | Foreign/International (*) | Total | Foreign/International (*) | | | | | |
| | Total | Foreign/International (*) | Total | Foreign/International (*) | | | | | | | | | | | | | | | | |
| Education and Career Fair | 1 | 17/12 | 18/12 | 430 | 430 | 0 | | | | 35 | 0 | 0 | 0 | T/P | 9 250 | 0 | 214 | 16 | 8 | |
| FIFEX Football Industry Forum and Exhibition | 1 | 8/1 | 10/1 | 350 | 350 | 36 | | | | 9 | 32 | 5 | 7 | T/P | 1 452 | 70 | 281 | 16 | 3 | |
| Growtech Eurasia 2018 18th International Greenhouse, Agricultural Equipment and Technologies Fair | 1 | 28/11 | 1/12 | 25 519 | 25 519 | 3 065 | | | | 26 | 544 | 167 | 138 | T/P | 43 390 | 5 650 | 748 | 16 | 1 | |
| Hestourex " World Health Sport Tourism Congress & Exhibition" | 1 | 5/4 | 8/4 | 6 250 | 6 250 | 235 | | | | 3 | 86 | 3 | 0 | T/P | 20 000 | 5 131 | 34 | 16 | 2 | |
| Interfresh Fruits, Vegetables, Logistics and Technologies Fair | 1 | 17/10 | 20/10 | 5 548 | 5 548 | 261 | | | | 90 | 3 | 0 | 0 | T/P | 11 545 | 1 831 | 43 | 16 | 2 | |
| Kam Library Archive and Museum Managers Congress and Fair | 1 | 29/11 | 1/12 | 2 700 | 2 700 | 0 | | | | 23 | 0 | 0 | 0 | T/P | 720 | 0 | 218 | 16 | 27 | |
| Kepez Book Fair | 1 | 30/3 | 8/4 | 1 554 | 1 554 | 0 | | | | 56 | 0 | 0 | 0 | T/P | 380 000 | 0 | 34 | 16 | 3 | |
| Leather and Fur Fashion Show Fair | 1 | 4/6 | 7/6 | 1 994 | 1 994 | 8 | | | | 2 | 55 | 2 | 0 | T/P | 1 553 | 1 120 | 53 | 16 | 5 | |
| OHSAD / OHSAD Summit and Medical Exhibition | 1 | 20/4 | 22/4 | 3 200 | 3 200 | 0 | | | | 2 | 72 | 0 | 14 | T/P | 2 520 | 14 | 218 | 16 | 22 | |
| Pre-Wedding - Wedding Preparation Fair | 1 | 7/2 | 11/2 | 1 780 | 1 780 | 0 | | | | 59 | 0 | 0 | 0 | T/P | 23 500 | 0 | 174 | 16 | 27 | |
| TDK Leather & Fur Fashion Show | 1 | 27/11 | 30/11 | 2 035 | 2 035 | 0 | | | | 46 | 0 | 0 | 0 | T/P | 930 | 930 | 713 | 16 | 5 | |
| TOYS TURKEY | 1 | 25/4 | 28/4 | 3 250 | 3 250 | 0 | | | | 45 | 31 | 0 | 0 | T/P | 108 | 108 | 24 | 16 | 3 | |
| YÖREX Regional Products Exhibition | 1 | 24/10 | 28/10 | 6 504 | 6 504 | 0 | | | | 1 | 154 | 0 | 1 | T/P | 207 | 5 857 | 41 | 16 | 27 | |
| Antibes (F) | | | | | | | | | | | | | | | | | | | | |
| SALONS CE ANTIBES | 1 | 25/9 | 25/9 | 385 | 385 | 12 | 0 | 0 | 2 | 78 | 2 | | | T | 471 | 0 | 146 | | 4 | |
| Antwerp (BE) | | | | | | | | | | | | | | | | | | | | |
| Bouw & Reno | 1 | To be updated | | | | | | | | | | | | P | | | 196 | | 3, 5, 9 | |
| CARAT+ | 1 | To be updated | | | | | | | | | | | | T | | | 196 | | 24 | |
| Maintenance | 1 | To be updated | | | | | | | | | | | | T | | | 196 | | 19 | |
| Pumps & Valves | 2 | To be updated | | | | | | | | | | | | T | | | 51 | | 19 | |
| Apremont (F) | | | | | | | | | | | | | | | | | | | | |
| SPIDO - OYONNAX | 1 | 13/6 | 15/6 | 1 062 | 1 062 | 0 | 0 | 0 | | 98 | 0 | | | P | 2 131 | 57 | 21 | 7 | 19 | |
| Arad (RO) | | | | | | | | | | | | | | | | | | | | |
| AGROMALIM | 1 | 13/9 | 16/9 | 20 841 | 1 372 | 399 | 19 469 | 5 445 | 11 | 292 | 61 | | | T/P | 14 581 | | 254 | 4 | 1 | |
| AR-MEDICA | 1 | 1/11 | 3/11 | 886 | 886 | 39 | 0 | 0 | 4 | 77 | 4 | | | T/P | 3 475 | | 254 | 4 | 22 | |
| Arezzo (I) | | | | | | | | | | | | | | | | | | | | |
| ORO AREZZO | 1 | 5/5 | 8/5 | 7 346 | 7 346 | 689 | 0 | 0 | 9 | 537 | 56 | | | T/P | 8 127 | 3 385 | 414 | 10 | 24 | |
| Augsburg (D) | | | | | | | | | | | | | | | | | | | | |
| GrindTec - International Trade Fair for Grinding Technology | 2 | 14/3 | 17/3 | 24 328 | 24 328 | 8 987 | | | | 30 | 644 | 280 | | T | 18 172 | 5 452 | 22 | 9 | 19 | |
| Auxerre (F) | | | | | | | | | | | | | | | | | | | | |
| FOIRE EXPOSITION - AUXERRE | 1 | 12/9 | 16/9 | 3 620 | 2 509 | 0 | 1 111 | 0 | | 124 | 0 | | | P | 16 101 | 0 | 84 | 8 | 27 | |
| VINS DE FRANCE - AUXERRE | 1 | 16/3 | 18/3 | 360 | 360 | 12 | 0 | 0 | | 56 | 1 | | | P | 4 563 | 0 | 132 | 7 | 2 | |
| Avignon (F) | | | | | | | | | | | | | | | | | | | | |
| CHEVAL PASSION - AVIGNON | 1 | 17/1 | 21/1 | 9 990 | 9 990 | 932 | 0 | 0 | | 251 | 29 | | | P | 63 818 | 0 | 85 | 7 | 3 | |
| FOIREXPO - AVIGNON | 1 | 13/4 | 16/4 | 9 074 | 9 074 | 62 | 0 | 0 | | 139 | 2 | | | P | 14 042 | 0 | 85 | 7 | 27 | |
| FRANCE CE AVIGNON | 1 | 13/2 | 13/2 | 256 | 256 | 0 | 0 | 0 | | 50 | 0 | | | T | 330 | 0 | 146 | 8 | 4 | |
| SEPEM INDUSTRIES SUD EST - AVIGNON | 1 | 25/9 | 27/9 | 3 014 | 3 014 | 186 | 0 | 0 | | 253 | 16 | | | T | 3 697 | 73 | 242 | 7 | 19 | |
| VELO PASSION - VAUCLUSE | 1 | 26/1 | 28/1 | 1 554 | 1 554 | 9 | 0 | 0 | | 63 | 1 | | | P | 10 830 | 0 | 85 | 7 | 3 | |
| Aydın (TR) | | | | | | | | | | | | | | | | | | | | |
| 3.Hotel Equipment , Hospitality, Accomodation Technology and Home Consumption Fair | 1 | 21/2 | 24/2 | 7 900 | 7 900 | 0 | | | | 121 | 0 | 13 | 13 | T/P | 2 155 | 320 | 338 | 16 | 2 | |
| Aydın Agriculture, Food and Livestock Fair | 1 | 15/2 | 18/2 | 18 904 | 18 904 | 0 | | | | 159 | 0 | 22 | 22 | T/P | 167 000 | 184 | 437 | 16 | 1 | |
| Book Fair | 1 | 25/5 | 3/6 | 2 400 | 2 400 | 0 | | | | 62 | 0 | 0 | 0 | T/P | 68 257 | 0 | 756 | 16 | 3 | |
| Exponazagro Agriculture Livestock and Food Fair | 1 | 18/1 | 21/1 | 4 900 | 4 900 | 0 | | | | 75 | 0 | 0 | 0 | T/P | 86 087 | 0 | 222 | 16 | 1 | |
| Sea Coast Aegean Tourism Fair | 1 | 21/2 | 24/2 | 7 900 | 7 900 | 0 | | | | 91 | 0 | 0 | 0 | T/P | 17 941 | 0 | 338 | 16 | 2 | |

(*) Please refer to each national definition given at the beginning of the report

2018 EVENTS BY CITY

| | Interval Year | Opening date | Closing date | Space | | | | Exhibitors | | | | Visitors/Visits (*) | | | | Organizer | Auditor | Industry sector | | |
|--|---------------|---------------|--------------|---------|---------------------|----------------------------|----------|----------------------------|--------------------|-------|----------------------------|---------------------|----------------------------|----------------------------|---------|-----------|----------|-----------------|--------|----------------------------|
| | | | | Total | Rented Space (sq.m) | | Open air | | from ... countries | Total | Foreign/ International (*) | Represented firms | | Admission for Trade/Public | Total | | | | | Foreign/ International (*) |
| | | | | | Total | Foreign/ International (*) | Total | Foreign/ International (*) | | | | Total | Foreign/ International (*) | | | | | | | |
| Badajoz (E) | | | | | | | | | | | | | | | | | | | | |
| VIII Feria del Caballo y del Toro. ECUEXTRE | 1 | 7/6 | 10/6 | 6 808 | 1 225 | 141 | 0 | 0 | 2 | 49 | 10 | 0 | 0 | P | 16 123 | | 382 | 11 | 3, 25 | |
| XI Feria de la Belleza | 1 | 2/2 | 4/2 | 2 202 | 1 268 | 262 | 0 | 0 | 4 | 50 | 9 | 0 | 0 | P | 8 683 | | 382 | 11 | 14, 22 | |
| XX Feria de los Mayores de Extremadura | 1 | 8/3 | 11/3 | 4 484 | 1 164 | 54 | 0 | 0 | 2 | 51 | 2 | 0 | 0 | P | | | 382 | 11 | 3, 22 | |
| XXIII Feria del Mueble y la Decoración. HOGAR | 1 | 13/4 | 15/4 | 4 710 | 2 000 | 468 | 0 | 0 | 2 | 57 | 12 | 0 | 0 | P | 12 835 | | 382 | 11 | 12, 13 | |
| XXVI Feria de la Caza, Pesca y Naturaleza Ibérica. FECIEX | 1 | 13/9 | 16/9 | 5 172 | 2 685 | 264 | 0 | 0 | 4 | 92 | 18 | 0 | 0 | P | 22 097 | | 382 | 11 | 1, 3 | |
| XXVI Feria de la Infancia y la Juventud. IBEROCIO | 1 | 26/12 | 30/12 | 5 537 | 84 | 20 | 0 | 0 | 2 | 6 | 1 | 0 | 0 | P | 29 595 | | 382 | 11 | 3, 22 | |
| XXVII Feria Hispano Portuguesa. FEHISPOR | 1 | 15/11 | 18/11 | 2 831 | 2 487 | 1 154 | 0 | 0 | 2 | 102 | 39 | 21 | 6 | P | 15 692 | | 382 | 11 | 27 | |
| Balikesir (TR) | | | | | | | | | | | | | | | | | | | | |
| Balikesir Agricultural Fair 2018 Balikesir Agriculture Stock and Food Farming Fair | 1 | 22/2 | 25/2 | 10 000 | 10 000 | 0 | | | | 123 | 0 | 0 | 0 | T/P | 155 000 | 0 | 80 | 16 | 1 | |
| Gönen 8. Agricultural and Livestock Equipment Fair | 1 | 5/4 | 8/4 | 13 500 | 13 500 | 0 | | | | 94 | 0 | 0 | 0 | T/P | 105 445 | 0 | 636 | 16 | 1 | |
| Barcelona (E) | | | | | | | | | | | | | | | | | | | | |
| 4YFN (4 YEARS FROM NOW) | 1 | 26/2 | 28/2 | 9 000 | 9 000 | 3 600 | | | | 600 | 240 | | | T | 19 100 | 7 640 | 534 | | 21 | |
| A.C.E. (Arnold Classic Europe) | 1 | 28/9 | 30/9 | 8 000 | 8 000 | 600 | 0 | 0 | | 110 | 9 | | | P | 30 000 | 3 000 | 11 | | 3 | |
| A@W Barcelona | 1 | To be updated | | | | | | | | | | | | T | | | 778 | | 5, 12 | |
| ALIMENTARIA | 2 | 16/4 | 19/4 | 76 331 | 65 058 | 9 397 | 0 | 0 | 47 | 1 198 | 274 | 2 296 | 605 | T | 99 863 | 15 559 | 305 | 11 | 2 | |
| AUTORETRO | 1 | 18/10 | 21/10 | 32 000 | 32 000 | 3 200 | 0 | 0 | | 160 | 15 | | | P | 45 000 | 4 500 | 231 | | 16 | |
| BARCELONA BRIDAL FASHION SHOWS | 1 | 24/4 | 27/4 | 16 954 | 11 702 | 8 860 | 0 | 0 | 31 | 196 | 134 | 8 | 7 | T | 11 028 | 4 390 | 305 | 11 | 25 | |
| BARCELONA MEETING POINT | 1 | 25/10 | 28/10 | 4 000 | 4 000 | 400 | 0 | 0 | | 88 | 9 | | | T | 18 000 | 1 440 | 219 | | 15 | |
| BARCELONA TATTOO EXPO | 1 | 5/10 | 7/10 | 20 000 | 20 000 | 8 000 | 0 | 0 | | 300 | 120 | | | P | 14 000 | 3 500 | 752 | | 3 | |
| BCN GAMES WORLD | 1 | 29/11 | 2/12 | 27 773 | 13 191 | 325 | 0 | 0 | 9 | 74 | 10 | 17 | 0 | T/P | 54 801 | 0 | 305 | 11 | 3, 21 | |
| BEBES&MAMAS | 1 | 11/5 | 12/5 | 2 500 | 2 500 | 0 | 0 | 0 | | 110 | 0 | | | P | 25 000 | 0 | 288 | | 3, 12 | |
| BIZ BARCELONA | 1 | 30/5 | 31/5 | 5 967 | 1 587 | 50 | 0 | 0 | 5 | 87 | 4 | 0 | 0 | T | 7 120 | 156 | 305 | 11 | 4 | |
| B-TRAVEL (TURISMO) | 1 | 20/4 | 22/4 | 8 726 | 5 023 | 609 | 0 | 0 | 19 | 182 | 38 | 12 | 9 | P | 31 445 | 0 | 305 | 11 | 6 | |
| CARAVANING | 2 | 12/10 | 21/10 | 40 250 | 35 585 | 3 205 | 0 | 0 | 6 | 113 | 13 | 43 | 12 | P | 56 014 | 0 | 305 | 11 | 3, 16 | |
| COSMETORIUM | 1 | 26/9 | 27/9 | 996 | 996 | 140 | 0 | 0 | | 108 | 15 | | | T | 1 300 | 0 | 669 | | 14 | |
| COSMOBEAUTY BARCELONA | 1 | 20/1 | 22/1 | 5 790 | 5 790 | 580 | 0 | 0 | | 224 | 20 | | | T | 45 000 | 4 500 | 353 | | 14 | |
| EFINTEC | | 3/10 | 4/10 | 5 278 | 5 278 | 0 | 0 | 0 | | 121 | 0 | | | T | 1 500 | 0 | 286 | | 21 | |
| ESHOW | 1 | 11/4 | 12/4 | 1 750 | 1 750 | 0 | 0 | 0 | | 125 | 0 | | | T | 12 000 | 500 | 720 | | 12, 21 | |
| EXPO SPORTS | 1 | 9/3 | 11/3 | 18 000 | 18 000 | 150 | | | | 130 | 16 | | | P | 70 000 | 25 000 | 791 | | 3 | |
| EXPOHOGAR BCNJOYA | 2x1 | 22/9 | 25/9 | 5 539 | 5 361 | 381 | 0 | 0 | 15 | 222 | 26 | 6 | 1 | T | 5 846 | 165 | 305 | 11 | 12, 13 | |
| EXPOHOGAR PRIMAVERA | 2x1 | 20/1 | 22/1 | 3 384 | 3 232 | 36 | 0 | 0 | 4 | 103 | 3 | 0 | 0 | T | 3 634 | 67 | 305 | 11 | 12, 13 | |
| EXPOMINER | 1 | 9/11 | 11/11 | 760 | 547 | 174 | 0 | 0 | 10 | 96 | 41 | 0 | 0 | T/P | 9 424 | 0 | 305 | 11 | 9 | |
| FOODTECH | 3 | 8/5 | 11/5 | 16 237 | 15 759 | 1 959 | 0 | 0 | 14 | 278 | 53 | 90 | 56 | T | | | 305 | 11 | 2 | |
| FUTURA | 1 | 16/3 | 17/3 | 968 | 900 | 18 | 0 | 0 | 3 | 50 | 2 | 0 | 0 | P | 3 671 | 0 | 305 | 11 | 8 | |
| FUTURE CHEER | | 14/6 | 16/6 | 1 440 | 1 440 | 0 | 0 | 0 | | | | | | P | 500 | 250 | 317 | | 3 | |
| HANDMADE FESTIVAL BARCELONA | 1 | 11/5 | 13/5 | 1 913 | 1 526 | 39 | 0 | 0 | 5 | 117 | 5 | 1 | 0 | T/P | 8 218 | 0 | 305 | 11 | 3 | |
| HEALTHIO | 1 | 16/10 | 18/10 | 1 411 | 1 219 | 136 | 0 | 0 | 8 | 115 | 8 | 0 | 0 | T | 5 658 | 193 | 305 | 11 | 21, 22 | |
| HISPACK | 3 | 8/5 | 11/5 | 38 650 | 37 245 | 5 970 | 0 | 0 | 27 | 732 | 178 | 113 | 88 | T | 39 609 | 3 420 | 305 | 11 | 11 | |
| HOSTELCO | 2 | 16/4 | 19/4 | 18 680 | 16 980 | 3 254 | 0 | 0 | 22 | 397 | 113 | 25 | 15 | T | 16 438 | 1 603 | 305 | 11 | 2 | |
| IBTM | 1 | 27/11 | 29/11 | 13 219 | 13 219 | 9 253 | 0 | 0 | | 1 290 | 1 030 | | | T | 10 000 | 5 000 | 630 | | 6 | |
| IN(3D)USTRY | 1 | 16/10 | 18/10 | 3 468 | 1 457 | 208 | 0 | 0 | 3 | 91 | 13 | 3 | 1 | T | 6 295 | 353 | 305 | 11 | 21 | |
| INMOTECNIA | | 23/5 | 24/5 | 1 700 | 1 700 | 170 | 0 | 0 | | 52 | 5 | | | T | 1 300 | 130 | 63 | | 15 | |
| IOT SOLUTIONS WORLD CONGRESS | 1 | 16/10 | 18/10 | 12 547 | 6 547 | 4 367 | 0 | 0 | 34 | 170 | 132 | 164 | 101 | T | 13 692 | 6 979 | 305 | 11 | 21 | |
| IWATER | 2 | 13/11 | 15/11 | 3 178 | 2 096 | 304 | 0 | 0 | 9 | 63 | 11 | 24 | 3 | T | 3 067 | 379 | 305 | 11 | 10 | |
| LA CIUTAT DELS SOMNIS | 1 | 27/12 | 31/12 | 9 621 | 7 516 | 0 | 0 | 0 | 1 | 26 | 0 | 0 | 0 | P | 16 622 | 0 | 305 | 11 | 3 | |
| LIBER | 1 | 3/10 | 5/10 | 3 124 | 2 989 | 122 | 0 | 0 | 9 | 168 | 12 | 166 | 7 | T | 4 582 | 906 | 305, 805 | 11 | 8 | |
| MOBILE WORLD CONGRESS | 1 | 26/2 | 1/3 | 110 000 | 110 000 | 93 500 | | | | 2 200 | 1 870 | | | T | 107 000 | 87 000 | 354 | | 21 | |





(*) Please refer to each national definition given at the beginning of the report

2018 EVENTS BY CITY

| | Interval Year | Opening date | Closing date | Space | | | | Exhibitors | | | | | | Visitors/Visits (*) | | Organizer | Auditor | Industry sector | | |
|--|---------------|--------------|--------------|---------|---------------------|---------------------------|----------|---------------------------|--------------------|----------------------------------|---------------------------|-------------------|---------------------------|----------------------------|---------|-----------|----------|-----------------|-------------|---------------------------|
| | | | | Total | Rented Space (sq.m) | | Open air | | from ... countries | Exhibitors with their own stands | | Represented firms | | Admission for Trade/Public | Total | | | | | Foreign/International (*) |
| | | | | | Total | Foreign/International (*) | Total | Foreign/International (*) | | Total | Foreign/International (*) | Total | Foreign/International (*) | | | | | | | |
| | | | | | | | | | | | | | | | | | | | | |
| OCASIÓN | 1 | 30/11 | 9/12 | 22 105 | 22 105 | 0 | 0 | 0 | 1 | 29 | 0 | 1 | 0 | P | 16 967 | 0 | 305 | 11 | 16 | |
| ONLY TATTOO | 1 | 16/3 | 18/3 | 1 000 | 1 000 | 0 | 0 | 0 | | 35 | 0 | | | P | 2 500 | 0 | 606 | | 3 | |
| SALÓ DE L'ENSENYAMENT | 1 | 14/3 | 18/3 | 9 602 | 9 364 | 531 | 0 | 0 | 11 | 247 | 15 | 16 | 0 | P | 77 990 | 0 | 305 | 11 | 8 | |
| SALÓ DEL MANGA DE BARCELONA | 1 | 1/11 | 4/11 | 60 000 | 60 000 | 4 800 | 0 | 0 | | 130 | 10 | | | P | 90 000 | 0 | 298 | | 3 | |
| SALO INTERNACIONAL DE LA LOGISTICA (SIL) | 1 | 5/6 | 7/6 | 4 500 | 4 500 | 450 | 0 | 0 | | 165 | 15 | | | T | 30 000 | 2 000 | 219 | | 26 | |
| SALÓ INTERNACIONAL DEL COMIC DE BARCELONA | 1 | 12/4 | 15/4 | 5 000 | 5 000 | 500 | 0 | 0 | | 149 | 75 | | | T | 118 000 | 0 | 298 | | 3 | |
| SALÓ OCUPACIÓ JUVENIL | 1 | 14/3 | 16/3 | 2 461 | 2 461 | 0 | 0 | 0 | 1 | 137 | 0 | 0 | 0 | P | | | 305, 793 | 11 | 8 | |
| SALÓN NAUTICO INTERNACIONAL DE BARCELONA | 1 | 10/10 | 14/10 | 24 144 | 0 | 0 | 22 727 | 6 290 | 15 | 295 | 57 | 140 | 55 | T/P | 38 591 | | 305 | 11 | 3 | |
| SEFED -Empresas Simuladas | | 14/3 | 16/3 | 1 500 | 1 500 | 800 | 0 | 0 | | 69 | 45 | | | T | 4 500 | 2 250 | 316 | | 8, 21 | See note 2 |
| SMART-CITY EXPO WORLD CONGRESS | 1 | 13/11 | 15/11 | 26 390 | 15 380 | 10 594 | 0 | 0 | 42 | 288 | 167 | 694 | 566 | T | 25 805 | 15 029 | 305 | 11 | 21 | |
| SONAR +D | 1 | 14/6 | 16/6 | 6 000 | 6 000 | 3 000 | 0 | 0 | | 30 | 15 | 0 | 0 | T | 4 500 | | 18 | | 3 | |
| STYLE MASTERS SHOW | | 4/6 | 4/6 | 26 750 | 26 750 | 20 000 | 0 | 0 | | | | | | P | 5 000 | 3 750 | 640 | | 14 | |
| SWAB | 1 | 27/9 | 30/9 | 1 400 | 1 400 | 830 | 0 | 0 | | 54 | 32 | | | P | 18 000 | 0 | 232 | | 3 | |
| Note 1: BARCELONA BRIDAL FASHION TRADE FAIR incl. BARCELONA BRIDAL FASHION SHOWS | | | | | | | | | | | | | | | | | | | | |
| Note 2: "Interval year" left blank because the exhibition is itinerant | | | | | | | | | | | | | | | | | | | | |
| Bari (I) | | | | | | | | | | | | | | | | | | | | |
| 82ª FIERA DEL LEVANTE | 1 | 8/9 | 16/9 | 54 894 | 31 337 | 2 018 | 23 557 | 0 | 28 | 471 | 101 | 0 | 0 | T/P | 272 079 | nd | 192 | 10 | 27 | |
| Basel (CH) | | | | | | | | | | | | | | | | | | | | |
| Absolventenmesse | 1 | 14/11 | 14/11 | 5 000 | 5 000 | | | | | 40 | | | | T/P | 1 362 | | 726 | | 8 | |
| Art Basel, Basel | 1 | 14/6 | 17/6 | 52 200 | 52 200 | | | | | 290 | 263 | | | T/P | 95 000 | | 492 | | 3 | |
| Auto Basel | 1 | 13/9 | 16/9 | 17 930 | 17 930 | | | | | 113 | | | | T/P | 21 132 | | 105 | | 16 | |
| Baselworld | 1 | 22/3 | 27/3 | 90 000 | 90 000 | | | | | 650 | 260 | | | T/P | 124 300 | | 492 | | 24 | |
| Basler Berufs- und Bildungsmesse | 2 | 18/10 | 20/10 | 8 500 | 8 500 | | | | | 95 | | | | T/P | 30 000 | | 325 | | 8 | |
| Basler Feinmesse | 1 | 1/11 | 4/11 | 4 800 | 4 800 | | | | | 104 | 5 | | | T/P | 16 300 | | 492 | | 2 | |
| Basler Weinmesse | 1 | 27/10 | 4/11 | 6 800 | 6 800 | | | | | 120 | 4 | | | T/P | 30 000 | | 492 | | 2 | |
| Blickfang | 1 | 4/5 | 6/5 | 5 000 | 5 000 | | | | | 140 | | | | T/P | 10 200 | | 108 | | 3 | |
| CREATIVA Basel | 1 | 20/4 | 29/4 | 1 562 | 1 562 | | | | | 23 | 5 | | | T/P | 13 000 | | 492 | | 3 | |
| Design Miami/ Basel | 1 | 12/6 | 17/6 | 13 573 | 13 573 | | | | | 73 | 70 | | | T/P | 30 000 | | 492 | | 3 | |
| FANTASY Basel | 1 | 10/5 | 12/5 | 55 000 | 55 000 | | | | | 250 | | | | T/P | 50 000 | | 279 | | 3 | |
| Grand Basel | | 3/9 | 9/9 | 32 000 | 32 000 | | | | | 55 | 35 | | | T/P | 12 000 | | 492 | | 16 | |
| Internationale Mineralien- und Fossilientage | 1 | 1/12 | 2/12 | 5 700 | 5 700 | | | | | 130 | | | | T/P | 2 875 | | 531 | | 3 | |
| muba / BRICKLIVE | 1 | 20/4 | 29/4 | 74 476 | 74 476 | | | | | 621 | 74 | | | T/P | 123 746 | | 492 | | 27 | |
| Sammlerbörse | 1 | 10/11 | 11/11 | 6 000 | 6 000 | | | | | 190 | | | | T/P | 2 500 | | 362 | | 3 | |
| Swissbau | 2 | 16/1 | 20/1 | 130 000 | 130 000 | | | | | 1 046 | 282 | | | T/P | 97 919 | | 492 | | 5 | |
| Batman (TR) | | | | | | | | | | | | | | | | | | | | |
| Batman Building and Construction Exhibition | 1 | 18/10 | 21/10 | 12 000 | 12 000 | 0 | | | | 500 | 0 | 7 | 7 | T/P | 45 000 | 200 | 695 | 16 | 5 | |
| Batman Food, Agriculture and Livestock Fair | 1 | 18/10 | 21/10 | 17 000 | 17 000 | 0 | | | | 75 | 0 | 13 | 13 | T/P | 50 000 | 200 | 695 | 16 | 1 | |
| Bergamo (I) | | | | | | | | | | | | | | | | | | | | |
| AGRI TRAVEL & SLOW TRAVEL EXPO | 1 | 16/2 | 18/2 | 3 401 | 3 401 | 301 | 0 | 0 | 35 | 840 | 17 | 232 | 58 | P | 17 170 | 250 | 228 | 10 | 2, 3, 6, 26 | |
| Berlin (D) | | | | | | | | | | | | | | | | | | | | |
| Bar Convent Berlin - International Bar and Beverage Trade Show | 1 | 8/10 | 10/10 | 6 335 | 6 173 | 3 161 | 162 | 73 | 41 | 481 | 310 | | | T | 11 700 | 5 443 | 624 | 9 | 2 | |
| bautec - International Trade Fair for Building and Construction Technology | 2 | 20/2 | 23/2 | 10 972 | 10 972 | 1 118 | 0 | | 19 | 456 | 70 | | | T | 21 647 | 1 797 | 503 | 9 | 5 | |
| belektro - Trade show for Electrical Engineering, Electronics and Lighting | 2 | 6/11 | 8/11 | 9 082 | 9 082 | 248 | 0 | | 10 | 230 | 12 | | | T | 10 452 | | 503 | 9 | 18 | |
| FRUIT LOGISTICA - International Trade Fair for Fruit and Vegetable Marketing | 1 | 7/2 | 9/2 | 75 720 | 75 720 | 66 855 | 0 | | 84 | 3 239 | 2 960 | | | T | 78 074 | 64 411 | 503 | 9 | 2 | |

(*) Please refer to each national definition given at the beginning of the report

2018 EVENTS BY CITY

| | Interval Year | Opening date | Closing date | Space | | | | Exhibitors | | | | Visitors/visits (*) | | | | Organizer | Auditor | Industry sector | | |
|--|---------------|----------------------------|--------------|----------------------------|---------|----------|---------|----------------------------------|-------|----------------------------|-------|----------------------------|-------|----------------------------|----------------|-----------|---------|-----------------|--------|----------|
| | | | | Rented Space (sq.m) | | | | Exhibitors with their own stands | | Represented firms | | Admission for Trade/Public | | | | | | | | |
| | | | | Total | Halls | Open air | | from ... countries | Total | Foreign/ International (*) | Total | Foreign/ International (*) | Total | Foreign/ International (*) | | | | | | |
| | Total | Foreign/ International (*) | Total | Foreign/ International (*) | | | | | | | | | | | | | | | | |
|  InnoTrans - International Trade Fair for Transport Technology - Innovative Components - Vehicles - Systems | 2 | 18/9 | 21/9 | 116 027 | 105 773 | 64 291 | 10 254 | 4 746 | 60 | 3 062 | 1 910 | | | T | 161 157 | 90 893 | 503 | 9 | 26 | |
|  International Green Week - Exhibition for the Food Industry, Agriculture and Horticulture | 1 | 19/1 | 28/1 | 43 987 | 43 987 | 13 561 | 0 | | 65 | 1 715 | 555 | | | T/P | 401 098 | 8 423 | 503 | 9 | 2 | |
|  ITB -THE WORLD'S LEADING TRAVEL TRADE SHOW® | 1 | 7/3 | 11/3 | 88 399 | 88 351 | 60 238 | 48 | | 176 | 8 130 | 6 590 | 2 633 | 2 393 | T/P | 126 142 | 38 211 | 503 | 9 | 6 | |
| Bernburg (D) | | | | | | | | | | | | | | | | | | | | |
| DLG-Feldtage - Meet the crop professionals | 2 | 12/6 | 14/6 | 116 365 | 946 | 86 | 115 419 | 4 761 | 20 | 400 | 59 | | | T/P | 20 024 | 1 682 | 183 | 9 | 1 | See note |
| Note: Event with changing venues | | | | | | | | | | | | | | | | | | | | |
| Besançon (F) | | | | | | | | | | | | | | | | | | | | |
| ANTIQUAIRES - BESANCON | 1 | 9/11 | 11/11 | 610 | 610 | 0 | 0 | 0 | | 32 | 0 | | | P | 2 286 | 0 | 528 | 8 | 3 | |
| BROCANTE DE PRINTEMPS - BESANCON | 1 | 10/3 | 11/3 | 3 378 | 3 378 | 0 | 0 | 0 | | 169 | 0 | | | P | 6 983 | 0 | 528 | 8 | 3 | |
| CARREFOUR DE MAIRES ET DES ELUS LOCAUX - BESANCON | 1 | 11/10 | 12/10 | 1 697 | 1 697 | 0 | 0 | 0 | | 122 | 0 | | | T | 2 203 | 0 | 528 | | 4 | |
| CHEVAL - BESANCON | 1 | 17/2 | 25/2 | 794 | 784 | 30 | 10 | 0 | 2 | 38 | 3 | | | P | 14 126 | 0 | 528 | | 3 | |
| CHOCOLAT & DÉLICES - BESANCON | 1 | 9/2 | 11/2 | 433 | 433 | 42 | 0 | 0 | 2 | 35 | 2 | | | P | 4 520 | 0 | 528 | 8 | 2 | |
| FOIRE EXPOSITION - BESANCON | 1 | 5/5 | 13/5 | 23 533 | 8 270 | 420 | 15 264 | 120 | 10 | 511 | 22 | | | P | 109 656 | 0 | 528 | 8 | 27 | |
| IMMOPOLIS - BESANCON | 1 | 16/3 | 18/3 | 266 | 266 | 0 | 0 | 0 | | 24 | 0 | | | P | 735 | 0 | 528 | 8 | 15 | |
| MICRONORA | 2 | 25/9 | 28/9 | 8 940 | 8 940 | 3 429 | 0 | 0 | 17 | 629 | 219 | 291 | 215 | T | 15 220 | 2 228 | 527 | 8 | 18 | |
| PUCES D'ÉTÉ - BESANCON | 1 | 9/6 | 10/6 | 2 472 | 2 472 | 0 | 0 | 0 | | 121 | 0 | | | P | 3 425 | 0 | 528 | 8 | 3 | |
| TALENTS ET SAVEURS- BESANCON | 1 | 16/11 | 18/11 | 542 | 542 | 0 | 0 | 0 | | 75 | 0 | | | P | 8 012 | 0 | 528 | 8 | 27 | |
| Beziens (F) | | | | | | | | | | | | | | | | | | | | |
| DIONYSUD | 1 | 6/11 | 8/11 | 5 003 | 5 003 | 75 | 0 | 0 | | 136 | 5 | | | P | 8 350 | 37 | 326 | 7 | 2 | |
| FOIRE DE PRINTEMPS - BEZIENS | 1 | 22/3 | 26/3 | 4 533 | 4 533 | 50 | 0 | 0 | | 137 | 1 | | | P | 16 392 | 0 | 128 | 7 | 27 | |
| GRAND DEBALLAGE MARCHAND AVRIL - BEZIENS | 6x1 | 22/4 | 22/4 | 5 385 | 5 385 | 1 595 | 0 | 0 | | 134 | 37 | | | P | 507 | 186 | 572 | 7 | 3 | |
| GRAND DEBALLAGE MARCHAND MAI - BEZIENS | 6x1 | 20/5 | 20/5 | 5 105 | 5 105 | 1 870 | 0 | 0 | | 128 | 41 | | | P | 338 | 131 | 572 | 7 | 3 | |
| GRAND DEBALLAGE MARCHAND JUIN - BEZIENS | 6x1 | 17/6 | 17/6 | 16 190 | 16 190 | 6 725 | 0 | 0 | | 347 | 136 | | | T | 813 | 126 | 572 | 7 | 3 | |
| GRAND DEBALLAGE MARCHAND SEPTEMBRE - BEZIENS | 6x1 | 9/9 | 9/9 | 7 640 | 7 640 | 2 495 | 0 | 0 | | 176 | 52 | | | P | 395 | 113 | 572 | 7 | 3 | |
| GRAND DEBALLAGE MARCHAND OCTOBRE - BEZIENS | 6x1 | 21/10 | 21/10 | 5 520 | 5 520 | 1 750 | 0 | 0 | | 141 | 41 | | | P | 259 | 92 | 572 | 7 | 3 | |
| GRAND DEBALLAGE MARCHAND NOVEMBRE - BEZIENS | 6x1 | 25/11 | 25/11 | 11 530 | 11 530 | 4 865 | 0 | 0 | | 257 | 100 | | | P | 183 | 75 | 572 | 7 | 3 | |
| Biarritz (F) | | | | | | | | | | | | | | | | | | | | |
| VINS ET GASTRONOMIE - BIARRITZ | 1 | 3/2 | 5/2 | 792 | 792 | 0 | 0 | 0 | | 80 | 0 | | | P | 7 905 | 0 | 332 | 8 | 2 | |
| Bielsko Biala (PL) | | | | | | | | | | | | | | | | | | | | |
| ENERGETAB | 1 | 11/9 | 13/9 | 21 111 | 13 155 | 2 725 | 7 956 | 2 347 | 24 | 728 | 170 | | | T | 12 896 | | 785 | 4 | 19 | |
| Bilbao (E) | | | | | | | | | | | | | | | | | | | | |
| ADDIT3D | 1 | 28/5 | 1/6 | 1 432 | 1 432 | 174 | 0 | 0 | 13 | 61 | 10 | 56 | 39 | T | incl. in BIEMH | | 97 | 11 | 19 | |
| BEDIGITAL | 1 | 28/5 | 1/6 | 1 194 | 1 194 | 24 | 0 | 0 | 6 | 62 | 1 | 22 | 13 | T | incl. in BIEMH | | 97 | 11 | 19, 21 | |
|  BIEMH | 2 | 28/5 | 1/6 | 41 853 | 41 853 | 5 102 | 0 | 0 | 22 | 679 | 135 | 316 | 286 | T | 52 474 | 2 620 | 97 | 11 | 19 | |
| BIOCULTURA | 2 | 28/9 | 30/9 | 3 208 | 1 960 | 100 | 0 | 0 | 7 | 260 | 12 | 0 | 0 | P | 12 702 | 0 | 97, 795 | 11 | 2, 14 | |
| DESEMBALAJE | 2x1 | 10/3 | 11/3 | 4 610 | 4 610 | 620 | 0 | 0 | 5 | 132 | 16 | 0 | 0 | P | 5 028 | | 97, 813 | 11 | 3 | |
| DESEMBALAJE | 2x1 | 17/11 | 18/11 | 4 740 | 4 740 | 570 | 0 | 0 | 5 | 136 | 14 | 0 | 0 | P | 4 904 | | 97, 813 | 11 | 3 | |
| EGURTEK | 2 | 18/10 | 19/10 | 1 193 | 684 | 117 | 0 | 0 | 6 | 60 | 10 | 10 | 9 | T | 1 149 | 40 | 97 | 11 | 5 | |
| EPMA | | 14/10 | 16/10 | 1 600 | 1 350 | | 0 | 0 | | 104 | | 0 | 0 | T | | | 229 | | 19 | |
| EXPOBODAS | 1 | 5/10 | 7/10 | 2 891 | 1 799 | 0 | 0 | 0 | 1 | 122 | 0 | 0 | 0 | P | 5 167 | 0 | 97 | 11 | 25 | |
| EXPOVACACIONES | 1 | 4/5 | 6/5 | 3 965 | 3 965 | 238 | 0 | 0 | 7 | 161 | 10 | 91 | 1 | T/P | 17 023 | 0 | 97 | 11 | 3 | |
| FERIA DE STOCK EUSKADI | 2x1 | 2/3 | 4/3 | 2 512 | 2 512 | 0 | 0 | 0 | 1 | 126 | 0 | 0 | 0 | P | | | 296 | | 27 | |
| FERIA DE STOCK EUSKADI | 2x1 | 9/11 | 11/11 | 2 512 | 2 512 | 0 | 0 | 0 | 1 | 127 | 0 | 0 | 0 | P | | | 296 | | 27 | |

(*) Please refer to each national definition given at the beginning of the report

2018 EVENTS BY CITY

| | Interval Year | Opening date | Closing date | Space | | | | | Exhibitors | | | | | Visitors/Visits (*) | | Organizer | Auditor | Industry sector | | |
|---|---------------|--------------|--------------|---------|---------------------|----------------------------|----------|----------------------------|--------------------|-------|----------------------------|-------------------|----------------------------|----------------------------|---------|-----------|---------|-----------------|---------------|----------------------------|
| | | | | Total | Rented Space (sq.m) | | Open air | | from ... countries | Total | Foreign/ International (*) | Represented firms | | Admission for Trade/Public | Total | | | | | Foreign/ International (*) |
| | | | | | Total | Foreign/ International (*) | Total | Foreign/ International (*) | | | | Total | Foreign/ International (*) | | | | | | | |
| FOOD TRUCK FORUM | 2 | 6/3 | 7/3 | 759 | 759 | 50 | 0 | 0 | 2 | 33 | 1 | 0 | 0 | P | 725 | 24 | 97 | 11 | 2 | |
| FVO | 1 | 3/5 | 6/5 | 17 755 | 17 755 | 0 | 0 | 0 | 1 | 35 | 0 | 0 | 0 | P | | | 97, 807 | 11 | 16 | |
| GUSTOKO | 2 | 2/3 | 4/3 | 2 591 | 1 549 | 12 | 0 | 0 | 2 | 252 | 1 | 22 | 0 | T/P | 16 220 | 8 | 97 | 11 | 2 | |
| IMAGINENANO | 2x1 | 13/3 | 15/3 | 152 | 152 | | 0 | 0 | | 35 | | 0 | 0 | T | | | 296 | | 27 | |
| INTERGUNE | 2 | 19/2 | 20/2 | 2 400 | 2 400 | 0 | 0 | 0 | 1 | 55 | 0 | 0 | 0 | T | | | 692 | | 4 | |
| JAPAN WEEKEND | 2x1 | 24/2 | 24/2 | 876 | 362 | 0 | 0 | 0 | 1 | 50 | 0 | 0 | 0 | P | | | 423 | | 3 | |
| JAPAN WEEKEND | 2x1 | 20/10 | 20/10 | 849 | 335 | 0 | 0 | 0 | 1 | 46 | 0 | 0 | 0 | P | | | 423 | | 3 | |
| NAGUSI | 1 | 9/11 | 11/11 | 2 986 | 850 | 0 | 0 | 0 | 1 | 27 | 0 | 0 | 0 | P | | | 97 | 11 | 3, 22 | |
| PIN/UGP | 1 | 20/12 | 7/1 | 14 909 | 9 401 | 0 | 0 | 0 | 1 | 61 | 0 | 0 | 0 | P | 114 028 | | 97 | 11 | 3 | |
| RETROCLÁSICA BIO | 1 | 16/11 | 18/11 | 36 235 | 7 785 | 367 | 0 | 0 | 3 | 149 | 13 | 0 | 0 | P | 19 958 | 0 | 97, 247 | 11 | 16 | |
| ROUTES EUROPA | | 22/4 | 24/4 | 10 000 | 10 000 | | 0 | 0 | | 55 | | 0 | 0 | T | | | 743 | | 26 | |
| TENDENCIAS | 1 | 1/2 | 4/2 | 5 207 | 1 436 | 155 | 0 | 0 | 6 | 115 | 15 | 0 | 0 | P | 18 734 | 0 | 97, 821 | 11 | 3 | |
| WORKINN | 1 | 30/5 | 31/5 | 188 | 188 | 0 | 0 | 0 | 2 | 28 | 0 | 4 | 1 | T | | | 97 | 11 | 8 | |
| WORLD METRO & LIGHT RAIL | 1 | 18/4 | 19/4 | 860 | 860 | | 0 | 0 | | 94 | | 0 | 0 | T | | | 715 | | 26 | |
| Bitlis (TR) | | | | | | | | | | | | | | | | | | | | |
| Ipekyolu Asian Suppliers Industry and Trade Fair | 1 | 1/7 | 10/7 | 3 300 | 3 300 | 0 | | | | 34 | 0 | 0 | 0 | T/P | 12 000 | 0 | 30, 556 | 16 | 9 | |
| Bologna (I) | | | | | | | | | | | | | | | | | | | | |
| ARTE FIERA | 1 | 1/2 | 5/2 | 8 740 | 8 740 | 372 | 0 | 0 | 7 | 186 | 9 | 0 | 0 | P | 47 906 | 574 | 113 | 10 | 3 | |
| BOLOGNA CHILDREN'S BOOK FAIR | 1 | 26/3 | 29/3 | 18 180 | 18 180 | 14 063 | 0 | 0 | 64 | 1 279 | 1 102 | 68 | 62 | T | 25 071 | 10 681 | 113 | 10 | 8 | |
| CERSAIE - SALONE INTERNAZIONALE DELLA CERAMICA PER L'ARCHITETTURA E DELL'ARREDOBAGNO | 1 | 24/9 | 28/9 | 85 983 | 84 230 | 30 064 | 1 753 | 500 | 38 | 783 | 307 | 49 | 20 | T/P | 112 104 | 54 025 | 204 | 10 | 5 | |
| COSMOFARMA EXHIBITION | 1 | 20/4 | 22/4 | 16 092 | 16 092 | 817 | 0 | 0 | 21 | 377 | 35 | 0 | 0 | T/P | 30 621 | 1 602 | 112 | 10 | 14 | |
| COSMOPROF COSMOPACK BOLOGNA | 1 | 15/3 | 19/3 | 90 172 | 74 116 | 42 528 | 16 056 | 7 127 | 65 | 2 822 | 2 058 | 0 | 0 | T/P | 263 121 | 115 525 | 112 | 10 | 14 | |
| EIMA INTERNATIONAL | 2 | 7/11 | 11/11 | 133 976 | 133 976 | 18 042 | 0 | 0 | 47 | 1 790 | 500 | 161 | 161 | T/P | 317 820 | 51 121 | 285 | 10 | 1 | |
| EXPOSANITA' | 2 | 18/4 | 21/4 | 13 970 | 13 522 | 1 929 | 448 | 0 | 37 | 579 | 114 | 168 | 115 | T/P | 22 767 | 866 | 668 | 10 | 22 | |
| FORUMCLUB - EXPO AND INTERNATIONAL CONGRESS FOR FIRNESS, WELLNESS & AQUATIC CLUBS - ED. GALLERY - FORUMPISCINE - POOL & SPA EXPO AND INTERNATIONAL CONGRESS - ED. GALLERY | 1 | 21/2 | 23/2 | 2 352 | 2 352 | 527 | 0 | 0 | 8 | 117 | 26 | 3 | 1 | T/P | 7 274 | 514 | 206 | 5 | 3 | |
| H2O - ACCADUE | 2 | 17/10 | 19/10 | 6 294 | 6 294 | 361 | 0 | 0 | 16 | 242 | 32 | 62 | 58 | T/P | 6 304 | 453 | 113 | 10 | 19 | |
| MARCA BY BOLOGNAFIERE | 1 | 17/1 | 18/1 | 16 655 | 16 655 | 741 | 0 | 0 | 16 | 658 | 44 | 48 | 26 | T/P | 11 047 | 601 | 113 | 10 | 2 | |
| R2B RESEARCH TO BUSINESS | 1 | 7/6 | 8/6 | 1 090 | 1 090 | 90 | 0 | 0 | 9 | 108 | 0 | 24 | 24 | T/P | 4 630 | 400 | 676 | 10 | 21 | |
| SAIE - SALONE INTERNAZIONALE DELL'EDILIZIA | 2 | 17/10 | 20/10 | 12 447 | 12 447 | 1 494 | 0 | 0 | 28 | 398 | 42 | 32 | 16 | T/P | 33 394 | 1 525 | 113 | 10 | 5 | |
| SANA | 1 | 7/9 | 10/9 | 20 355 | 20 355 | 834 | 0 | 0 | 17 | 816 | 70 | 0 | 0 | T/P | 31 459 | 956 | 113 | 10 | 27 | |
| TANEXPO - ESPOSIZIONE INTERNAZIONALE DI ARTE FUNERARIA E CIMITERIALE | 1 | 5/4 | 7/4 | 8 349 | 8 349 | 1 310 | 0 | 0 | 23 | 228 | 71 | 19 | 6 | T/P | 18 403 | 3 343 | 154 | 5 | 4 | |
| Bolzano (I) | | | | | | | | | | | | | | | | | | | | |
| Civil Protect | 3 | 23/3 | 25/3 | 8 147 | 8 147 | nd | 0 | 0 | 8 | 122 | 43 | 30 | 22 | T | 9 061 | 0 | 504 | 15 | 7 | |
| Fiera Internazionale d'Autunno & Biolife | 1 | 23/11 | 26/11 | 9 500 | 9 500 | nd | 0 | 0 | 6 | 248 | 55 | 23 | 4 | P | 38 990 | 0 | 504 | 15 | 2, 12, 13, 14 | |
| Hotel | 1 | 15/10 | 18/10 | 12 630 | 12 630 | nd | 0 | 0 | 9 | 396 | 109 | 157 | 39 | T | 21 828 | 0 | 504 | 15 | 2 | |
| Interpoma | 2 | 15/11 | 17/11 | 12 819 | 12 819 | nd | 0 | 0 | 11 | 405 | 151 | 84 | 12 | T | 19 894 | 0 | 504 | 15 | 1 | |
| Klimahouse & Klimamobility | 1 | 24/1 | 27/1 | 13 663 | 13 663 | nd | 0 | 0 | 6 | 405 | 101 | 63 | 20 | T/P | 34 811 | 0 | 504 | 15 | 5, 10, 16 | |
| Kreativ | 1 | 14/9 | 16/9 | 3 052 | 3 052 | nd | 0 | 0 | 3 | 136 | 12 | 12 | 8 | P | 12 208 | 0 | 504 | 15 | 3 | |
| Prowinter | 1 | 10/4 | 12/4 | 4 612 | 4 612 | nd | 0 | 0 | 11 | 202 | 93 | 41 | 5 | T | 4 989 | 0 | 504 | 15 | 3 | |
| Tempo Libero | 1 | 28/4 | 1/5 | 13 077 | 11 958 | nd | 1 119 | nd | 6 | 295 | 49 | 93 | 28 | P | 41 317 | 0 | 504 | 15 | 3, 6, 14, 16 | |
| Bordeaux (F) | | | | | | | | | | | | | | | | | | | | |
| AQUIBAT | 2 | 14/3 | 16/3 | 6 418 | 6 418 | 539 | 0 | 0 | 10 | 243 | 21 | | | T | 7 458 | 104 | 155 | 8 | 5 | |
| AQUITEC | 1 | 25/1 | 27/1 | 3 022 | 3 022 | 39 | 0 | 0 | 3 | 281 | 5 | | | P | 65 000 | 0 | 46 | 8 | 8 | |

(*) Please refer to each national definition given at the beginning of the report

2018 EVENTS BY CITY

| | Interval Year | Opening date | Closing date | Space | | | | | Exhibitors | | | | | Visitors/Visits (*) | | | Organizer | Auditor | Industry sector | |
|--|---------------|---------------|--------------|--------|---------------------|---------------------------|----------|---------------------------|----------------------------------|-------|---------------------------|-------|----------------------------|---------------------|---------------------------|---------------------------|-----------|---------|-----------------|------------|
| | | | | Total | Rented Space (sq.m) | | | | Exhibitors with their own stands | | Represented firms | | Admission for Trade/Public | Total | Foreign/International (*) | | | | | |
| | | | | | Halls | | Open air | | from ... countries | Total | Foreign/International (*) | Total | | | | Foreign/International (*) | | | | |
| | | | | | Total | Foreign/International (*) | Total | Foreign/International (*) | | | | | | | | | | | | |
| AUTONOMIC ATLANTIQUE | 1 | 8/3 | 9/3 | 1 585 | 1 585 | 37 | 0 | 0 | | 119 | 5 | | | P | 3 162 | 20 | 16 | 7 | 4 | |
| BASQUES A BORDEAUX | 1 | 28/4 | 29/4 | 971 | 971 | 206 | 0 | 0 | | 51 | 11 | | | P | 16 000 | 0 | 159 | 8 | 2 | |
| CYCL'EAU - BORDEAUX | 1 | 21/3 | 22/3 | 1 380 | 1 380 | 48 | 0 | 0 | 4 | 101 | 5 | | | T | 1 312 | 0 | 65 | 8 | 9 | |
| EXPOBIOGAZ | 1 | 6/6 | 7/6 | 2 325 | 2 325 | 730 | 0 | 0 | 16 | 206 | 72 | 14 | 8 | T | 1 643 | 201 | 334 | 8 | 9 | |
| FOIRE AUX SECONDX VINS - BORDEAUX | 1 | 6/10 | 6/10 | 94 | 94 | 0 | 0 | 0 | | 47 | 0 | | | P | 1 228 | 0 | 716 | | 2 | |
| FOIRE INTERNATIONALE - BORDEAUX | 1 | 12/5 | 21/5 | 66 716 | 29 247 | 1 653 | 37 469 | 100 | 23 | 847 | 64 | 447 | 88 | P | 161 600 | 602 | 155 | 8 | 27 | |
| FRANCE CE BORDEAUX | 2x1 | 5/4 | 6/4 | 794 | 794 | 3 | 0 | 0 | 1 | 115 | 1 | 11 | 0 | T | 1 228 | 0 | 146 | 8 | 4 | |
| FRANCE CE BORDEAUX | 2x1 | 11/10 | 12/10 | 753 | 753 | 33 | 0 | 0 | 2 | 120 | 7 | | | T | 1 248 | 0 | 146 | 8 | 4 | |
| LOGEMENT NEUF - BORDEAUX | 1 | 6/4 | 8/4 | 668 | 668 | 0 | 0 | 0 | | 39 | 0 | | | P | 2 394 | 0 | 454 | 7 | 15 | |
| OB'ART - SALONS DES CREATEURS - BORDEAUX | 1 | 9/11 | 11/11 | 655 | 655 | 6 | 0 | 0 | 1 | 83 | 1 | | | P | 7 595 | 0 | 77 | | 12 | |
| PREVENTICA - BORDEAUX | 1 | 2/10 | 4/10 | 5 544 | 5 544 | 0 | 0 | 0 | | 346 | 0 | | | T | 10 475 | 322 | 149 | 8 | 22 | |
| S.O. GOOD - BORDEAUX | 1 | 9/11 | 11/11 | 1 022 | 1 022 | 0 | 0 | 0 | | 64 | 0 | | | P | 9 347 | 0 | 127 | | 2 | |
| SALON DE LA MAISON NEUVE - BORDEAUX | 1 | 23/3 | 24/3 | 654 | 654 | 0 | 0 | 0 | | 63 | 0 | | | P | 3 196 | 0 | 454 | 7 | 12 | |
| SALON DES ÉLUS LOCAUX ET AGENTS PUBLICS DE LA NOUVELLE AQUITAINE - BORDEAUX | 1 | 23/5 | 24/5 | 1 327 | 1 327 | 9 | 0 | 0 | | 117 | 1 | | | T | 2 113 | 1 | 66 | 7 | 4 | |
| SALON DU CHEVAL - BORDEAUX | 1 | 1/2 | 4/2 | 6 276 | 6 276 | 540 | 0 | 0 | 7 | 190 | 16 | 133 | 46 | P | 48 829 | 392 | 155 | 8 | 3 | |
| SALONS VIVONS - BORDEAUX | 1 | 31/10 | 4/11 | 38 668 | 36 132 | 183 | 2 536 | 0 | 7 | 370 | 10 | 114 | 37 | P | 34 226 | 0 | 155 | 8 | 27 | |
| STUDYRAMA DES ETUDES SUPERIEURES - BORDEAUX | 1 | 30/11 | 1/12 | 1 063 | 1 063 | 9 | 0 | 0 | | 89 | 1 | | | P | 12 693 | 0 | 349 | 7 | 8 | |
| VINITECH SIFEL | 2 | 20/11 | 22/11 | 39 574 | 39 574 | 5 801 | 0 | 0 | | 771 | 147 | | | T | 28 353 | 3 321 | 155 | 8 | 1 | |
| VINS DES VIGNERONS INDEPENDANTS - BORDEAUX | 1 | 2/3 | 4/3 | 1 896 | 1 896 | 0 | 0 | 0 | | 312 | 0 | | | P | 30 544 | 0 | 766 | 8 | 1 | |
| Bourg-En-Bresse (F) | | | | | | | | | | | | | | | | | | | | |
| GASTRONOMIE - BOURG EN BRESSE | 1 | 8/12 | 12/12 | 2 113 | 2 113 | 208 | 0 | 0 | | 141 | 12 | | | P | 16 871 | 0 | 29 | 7 | 2 | |
| HABITAT - BOURG-EN-BRESSE | 1 | 12/10 | 15/10 | 2 051 | 2 051 | 0 | 0 | 0 | | 103 | 0 | | | T/P | 5 074 | 0 | 29 | 7 | 12 | |
| Bourges (F) | | | | | | | | | | | | | | | | | | | | |
| FOIRE EXPOSITION - BOURGES | 1 | 7/6 | 11/6 | 7 339 | 7 339 | 108 | 0 | 0 | | 252 | 10 | | | T/P | 32 829 | 0 | 421 | 7 | 27 | |
| HABITAT - BOURGES | 1 | 19/1 | 22/1 | 2 747 | 2 747 | 0 | 0 | 0 | | 183 | 0 | | | P | 9 687 | 0 | 615 | 7 | 12 | |
| Bremen (D) | | | | | | | | | | | | | | | | | | | | |
| Bremen Classic Motorshow | 1 | 2/2 | 4/2 | 22 143 | 22 143 | 2 070 | 0 | 0 | | 11 | 663 | 66 | | P | 39 091 | 2 181 | 477 | 9 | 26 | |
| CARAVAN Bremen - Motor caravans and Supplies Trade Exhibition | 1 | 9/11 | 11/11 | 9 943 | 9 943 | 47 | 0 | 0 | | 4 | 64 | 3 | | P | 31 285 | | 275 | 9 | 3, 6 | See note 1 |
| fish international | 2 | 25/2 | 27/2 | 5 579 | 5 579 | 1 825 | 0 | 0 | | 30 | 312 | 132 | | T | 8 997 | 954 | 477 | 9 | 2 | See note 2 |
| HanseLife - General Trade Fairs for Consumers | 1 | 15/9 | 23/9 | 16 521 | 15 062 | 687 | 1 459 | 51 | 16 | 809 | 45 | | | P | 75 631 | 817 | 477 | 9 | 27 | |
| ReiseLust - The tourism fair in Bremen | 1 | 9/11 | 11/11 | 3 303 | 3 199 | 431 | 104 | 0 | 23 | 291 | 48 | | | P | 26 867 | 578 | 275 | 9 | 6 | See note 1 |
| <i>Note 1: Visitor attendance determined by a representative poll in the combination of Caravan/Reiselust. Multiple answers were permitted</i> | | | | | | | | | | | | | | | | | | | | |
| <i>Note 2: ascertained by a representative poll</i> | | | | | | | | | | | | | | | | | | | | |
| Brescia (I) | | | | | | | | | | | | | | | | | | | | |
| FIMAST | 2 | 30/5 | 2/6 | 2 500 | 2 500 | 0 | 0 | 0 | 11 | 148 | 18 | 14 | 1 | T | 3 357 | 1 012 | 604 | 5 | 19, 25 | |
| Breskens (NL) | | | | | | | | | | | | | | | | | | | | |
| Belgian Boat Show Float | 1 | To be updated | | | | | | | | | | | | P | | | 196 | | 3 | |
| Brest (F) | | | | | | | | | | | | | | | | | | | | |
| SALONS CE BREST | 1 | 20/2 | 20/2 | 381 | 381 | 0 | 0 | 0 | | 66 | 0 | | | T | 317 | 0 | 146 | | 4 | |
| VINS ET GASTRONOMIE - BREST | 1 | 9/11 | 12/11 | 4 038 | 4 038 | 18 | 0 | 0 | 2 | 285 | 2 | | | P | 41 342 | 0 | 332 | 8 | 2 | |
| VINS ET GASTRONOMIE - VERTOU | 1 | 9/2 | 12/2 | 492 | 492 | 0 | 0 | 0 | | 80 | 0 | | | P | 8 375 | 0 | 332 | 8 | 2 | |
| VIVING - BREST | 1 | 5/10 | 8/10 | 4 850 | 4 850 | 0 | 0 | 0 | | 174 | 0 | | | P | 14 608 | 0 | 332 | 8 | 12 | |
| VIVING- PRINTEMPS - BREST | 1 | 16/3 | 19/3 | 3 015 | 3 015 | 0 | 0 | 0 | | 110 | 0 | | | P | 9 678 | 0 | 332 | 8 | 12 | |
| Brno (CZ) | | | | | | | | | | | | | | | | | | | | |
| BIOMASA | 2 | 8/4 | 12/4 | 1 285 | 434 | 160 | 851 | 415 | 3 | 26 | 7 | | | T/P | incl. in TECHAGRO | | 119 | 4 | 1 | |
| Caravanning | 1 | 9/11 | 11/11 | 8 689 | 8 689 | 1 707 | 0 | 0 | 6 | 66 | 17 | | | P | incl. in Life! | | 119 | 4 | 3 | |
| Christmas Market | 1 | 7/12 | 16/12 | 3 480 | 3 102 | 153 | 378 | 10 | 7 | 329 | 10 | | | P | 46 456 | | 119 | 4 | 27 | |

(*) Please refer to each national definition given at the beginning of the report

2018 EVENTS BY CITY

| | Interval | Year | Opening date | Closing date | Space | | | | | Exhibitors | | | | | Visitors/Visits (*) | | | Organizer | Auditor | Industry sector | |
|--|----------|---------------|--------------|--------------|--------|---------------------|---------------------------|----------|---------------------------|--------------------|-------|---------------------------|-------------------|---------------------------|----------------------------|-------|---------------------------|-----------|---------|-----------------|--|
| | | | | | Total | Rented Space (sq.m) | | Open air | | from ... countries | Total | Foreign/International (*) | Represented firms | | Admission for Trade/Public | Total | Foreign/International (*) | | | | |
| | | | | | | Total | Foreign/International (*) | Total | Foreign/International (*) | | | | Total | Foreign/International (*) | | | | | | | |
| ufl | 2 | 27/2 | 1/3 | 1 589 | 1 589 | 585 | 0 | 0 | 12 | 111 | 51 | | | T | 20 619 | 1 184 | 119 | 4 | 7 | | |
| ufl | 2 | 1/10 | 5/10 | 795 | 795 | 482 | 0 | 0 | 10 | 43 | 29 | | | T | incl. in MSV | | 119 | 4 | 19 | | |
| | 1 | 18/1 | 21/1 | 816 | 816 | 169 | 0 | 0 | 13 | 98 | 37 | | | P | 29 296 | 197 | 119 | 4 | 6 | | |
| ufl | 2 | 1/10 | 5/10 | 16 748 | 16 659 | 7 832 | 89 | 35 | 18 | 345 | 209 | | | T | incl. in MSV | | 119 | 4 | 19 | | |
| | 2 | 27/2 | 2/3 | 1 355 | 1 355 | 250 | 0 | 0 | 5 | 35 | 10 | | | T | incl. in EMBAX | | 119 | 4 | 4 | | |
| | 2x1 | 17/2 | 19/2 | 2 551 | 2 551 | 956 | 0 | 0 | 8 | 85 | 27 | | | T | incl. in STYL I | | 119 | 4 | 25 | | |
| | 2x1 | 18/8 | 20/8 | 2 081 | 2 081 | 710 | 0 | 0 | 7 | 84 | 28 | | | T | incl. in STYL II | | 119 | 4 | 25 | | |
| Life! | 1 | 9/11 | 11/11 | 6 646 | 6 646 | 108 | 0 | 0 | 3 | 110 | 2 | | | P | 50 054 | 281 | 119 | 4 | 3 | | |
| MBK | 2 | 27/2 | 2/3 | 1 138 | 1 138 | 56 | 0 | 0 | 4 | 21 | 5 | | | T | incl. in EMBAX | | 119 | 4 | 4 | | |
| MOBITEX | 1 | 25/4 | 28/4 | 2 515 | 2 515 | 250 | 0 | 0 | 5 | 71 | 8 | | | P | incl. in SVB | | 119 | 4 | 12 | | |
| Motosalon | 1 | 8/3 | 11/3 | 7 306 | 7 306 | 2 991 | 0 | 0 | 5 | 137 | 32 | | | P | 56 627 | 600 | 119 | 4 | 16 | | |
| MSV | 1 | 1/10 | 5/10 | 19 139 | 16 344 | 9 804 | 2 795 | 1 766 | 29 | 643 | 354 | | | T | 72 812 | 7 747 | 119 | 4 | 19 | | |
| OPTA | 1 | 9/3 | 11/3 | 2 920 | 2 920 | 1 187 | 0 | 0 | 8 | 79 | 30 | | | T | 5 110 | 624 | 119 | 4 | 22 | | |
| PLASTEX | 2 | 1/10 | 5/10 | 3 327 | 3 085 | 1 690 | 242 | 0 | 14 | 120 | 70 | | | t | incl. in MSV | | 119 | 4 | 17 | | |
| ProDité | 1 | 15/3 | 18/3 | 2 790 | 2 790 | 160 | 0 | 0 | 4 | 85 | 8 | | | P | 12 821 | 117 | 119 | 4 | 3 | | |
| PROFINTECH | 2 | 1/10 | 5/10 | 1 362 | 1 297 | 412 | 65 | 0 | 9 | 61 | 24 | | | T | incl. in MSV | | 119 | 4 | 19 | | |
| REGIONTOUR | 1 | 18/1 | 21/1 | 2 432 | 2 432 | 2 219 | 0 | 0 | 5 | 172 | 22 | | | P | incl. in GO | | 119 | 4 | 6 | | |
| SALIMA | 2 | 27/2 | 2/3 | 5 621 | 5 575 | 1 213 | 46 | 44 | 21 | 343 | 74 | | | P | incl. in EMBAX | | 119 | 4 | 2 | | |
| SILVA REGINA | 2 | 8/4 | 12/4 | 10 586 | 2 238 | 574 | 8 348 | 1 781 | 10 | 179 | 44 | | | T/P | incl. in TECHAGRO | | 119 | 4 | 1 | | |
| STYL I | 2x1 | 17/2 | 19/2 | 3 092 | 3 092 | 1 118 | 0 | 0 | 15 | 171 | 60 | | | T | 3 632 | 421 | 119 | 4 | 25 | | |
| STYL II | 2x1 | 18/8 | 20/8 | 2 689 | 2 689 | 763 | 0 | 0 | 11 | 148 | 46 | | | T | 4 006 | 191 | 119 | 4 | 25 | | |
| SVB | 1 | 25/4 | 28/4 | 4 586 | 4 306 | 686 | 280 | 66 | 7 | 171 | 35 | | | T/P | 25 533 | 496 | 119 | 4 | 5 | | |
| TECHAGRO | 2 | 8/4 | 12/4 | 69 667 | 49 650 | 13 359 | 20 017 | 3 685 | 20 | 543 | 198 | | | T/P | 108 813 | 5 656 | 119 | 4 | 1 | | |
| URBIS | 1 | 25/4 | 26/4 | 848 | 848 | 114 | 0 | 0 | 5 | 61 | 12 | | | T/P | incl. in SVB | | 119 | 4 | 5 | | |
| VINEX | 2 | 27/2 | 2/3 | 200 | 200 | 12 | 0 | 0 | 3 | 12 | 2 | | | T | incl. in EMBAX | | 119 | 4 | 2 | | |
| WELDING | 2 | 1/10 | 5/10 | 2 577 | 2 541 | 1 414 | 36 | 0 | 11 | 68 | 41 | | | T | incl. in MSV | | 119 | 4 | 19 | | |
| Brussels (BE) | | | | | | | | | | | | | | | | | | | | | |
| Alimentation-Voeding | 1 | To be updated | | | | | | | | | | | | P | | | 307 | | 3 | | |
| Art Brussels | 1 | To be updated | | | | | | | | | | | | P | | | 196 | | 3, 12 | | |
| Batibouw | 1 | To be updated | | | | | | | | | | | | T/P | | | 307 | | 5 | | |
| Bike Brussels | 1 | To be updated | | | | | | | | | | | | P | | | 387 | | 3 | | |
| Cocoon | 1 | To be updated | | | | | | | | | | | | P | | | 307 | | 12 | | |
| Dentex | 2 | To be updated | | | | | | | | | | | | T | | | 51 | | 22 | | |
| Estetika herfst | 1 | To be updated | | | | | | | | | | | | T | | | 387 | | 14 | | |
| Estetika lente | 1 | To be updated | | | | | | | | | | | | T | | | 387 | | 14 | | |
| Internationale vakbeurs van het Meubel | 1 | To be updated | | | | | | | | | | | | T | | | 405 | | 12 | | |
| Laborama Expo | 1 | To be updated | | | | | | | | | | | | T/P | | | 449 | | 22 | | |
| Logistics & Distribution | 2 | To be updated | | | | | | | | | | | | T | | | 51 | | 26 | | |
| Mobicar | 1 | To be updated | | | | | | | | | | | | P | | | 90 | | 3 | | |
| Realty | 1 | To be updated | | | | | | | | | | | | T | | | 196 | | 15 | | |
| Secura | 1 | To be updated | | | | | | | | | | | | T | | | 196 | | 7 | | |
| Bruz (F) | | | | | | | | | | | | | | | | | | | | | |
| CAMPING CAR ET CARAVANE - RENNES | 1 | 9/2 | 12/2 | 7 000 | 7 000 | 0 | 0 | 0 | | 1 | 0 | | | P | 2 313 | 0 | 114 | 7 | 26 | | |
| CARREFOUR DES GESTIONS LOCALES DE L'EAU - RENNES | 1 | 24/1 | 25/1 | 5 525 | 5 433 | 252 | 91 | 0 | 11 | 428 | 19 | | | T | 7 315 | 335 | 379 | | 9 | | |
| CFIA - RENNES | 1 | 13/3 | 15/3 | 20 157 | 20 157 | 1 979 | 0 | 0 | 15 | 1 149 | 150 | | | T | 20 383 | 1 105 | 336 | 8 | 2 | | |
| FOIRE INTERNATIONALE - RENNES | 1 | 24/3 | 2/4 | 28 492 | 20 073 | 336 | 8 420 | 0 | 9 | 493 | 17 | | | P | 90 354 | 0 | 584 | 8 | 27 | | |
| FRANCE CE RENNES | 2x1 | 19/4 | 20/4 | 633 | 633 | 0 | 0 | 0 | | 90 | 0 | 11 | 0 | T | 870 | 0 | 146 | 8 | 4 | | |
| FRANCE CE RENNES | 2x1 | 9/10 | 10/10 | 634 | 634 | 0 | 0 | 0 | | 93 | 0 | 9 | 0 | T | 1 286 | 0 | 146 | 8 | 4 | | |
| GEEK DAYS - RENNES | 1 | 28/4 | 29/4 | 831 | 831 | 21 | 0 | 0 | 2 | 54 | 2 | | | P | 7 708 | 0 | 333 | 8 | 3 | | |

(*) Please refer to each national definition given at the beginning of the report

2018 EVENTS BY CITY

| | Interval Year | Opening date | Closing date | Space | | | | | Exhibitors | | | | | Visitors/Visits (*) | | Organizer | Auditor | Industry sector | | |
|--|---------------|----------------------------|--------------|----------------------------|--------|----------|----------------------------|----------------------------------|------------|----------------------------|-------|----------------------------|----------------------------|---------------------|----------------------------|-----------|---------|-----------------|----|--|
| | | | | Rented Space (sq.m) | | | | Exhibitors with their own stands | | Represented firms | | Admission for Trade/Public | Total | | | | | | | |
| | | | | Total | Halls | Open air | | from ... countries | Total | Foreign/ International (*) | Total | | Foreign/ International (*) | Total | Foreign/ International (*) | | | | | |
| | Total | Foreign/ International (*) | Total | Foreign/ International (*) | | Total | Foreign/ International (*) | | | | | | | | | | | | | |
| HEXAGONE RENNES | 1 | 4/2 | 5/2 | 1 731 | 1 731 | 172 | 0 | 0 | | 117 | 11 | | | T | 2 146 | 0 | 684 | 7 | 12 | |
| RESPIRE LA VIE - RENNES | 1 | 9/2 | 11/2 | 1 751 | 1 751 | 45 | 0 | 0 | | 220 | 6 | | | P | 12 884 | 0 | 688 | 7 | 2 | |
| SALON DE L'APPRENTISSAGE ET DE L'ALTERNANCE - RENNES | 1 | 16/2 | 17/2 | 843 | 843 | 0 | 0 | 0 | | 85 | 0 | | | P | 3 407 | 0 | 466 | | 8 | |
| SALON JRCE - RENNES | 1 | 24/9 | 26/9 | 1 021 | 1 021 | 0 | 0 | 0 | | 140 | 0 | | | T | 17 242 | 0 | 424 | 7 | 4 | |
| SIT RENNES | 1 | 16/2 | 18/2 | 1 920 | 1 920 | 91 | 0 | 0 | | 5 | 437 | 6 | | P | 38 924 | 0 | 26 | 8 | 6 | |
| SPACE | 1 | 11/9 | 14/9 | 61 291 | 28 208 | 7 280 | 33 083 | 14 401 | 41 | 1 341 | 395 | 69 | 59 | T | 108 347 | 14 418 | 687 | 8 | 1 | |
| VEHICULES DE LOISIRS - RENNES | 1 | 8/11 | 12/11 | 13 258 | 13 258 | 0 | 0 | 0 | | 5 | 0 | | | P | 4 968 | 0 | 114 | 7 | 26 | |
| VINS ET GASTRONOMIE - RENNES | 1 | 1/11 | 4/11 | 4 085 | 4 085 | 0 | 0 | 0 | | 321 | 0 | | | P | 41 342 | 0 | 332 | 8 | 2 | |
| Budapest (HU) | | | | | | | | | | | | | | | | | | | | |
| AGROMashEXPO | 1 | 24/1 | 27/1 | 37 271 | 34 982 | 6 085 | 2 289 | 809 | 15 | 306 | 58 | | | T/P | 47 439 | | 371 | 4 | 1 | |
| AUTOMOTIVE HUNGARY | 1 | 17/10 | 19/10 | 4 036 | 4 036 | 1 636 | 0 | 0 | 11 | 217 | 64 | | | T | 8 112 | | 371 | 4 | 16 | |
| AUTOTECHNIKA | 1 | 17/10 | 19/10 | 1 350 | 1 350 | 78 | 0 | 0 | 5 | 33 | 4 | | | T | incl. in AUTOMOTIVE | | 371 | 4 | 16 | |
| BEAUTY & STYLE | 1 | 26/10 | 28/10 | 1 146 | 1 146 | 72 | 0 | 0 | 3 | 58 | 2 | | | T/P | 4 830 | | 371 | 4 | 14 | |
| BUDAPEST BOAT SHOW | 1 | 22/2 | 25/2 | 5 710 | 5 710 | 678 | 0 | 0 | 5 | 77 | 8 | | | P | 7 361 | | 371 | 4 | 3 | |
| CONSTRUMA | 1 | 11/4 | 15/4 | 14 681 | 12 806 | 2 900 | 1 875 | 12 | 12 | 390 | 76 | | | T/P | 42 745 | | 371 | 4 | 5 | |
| FEHOVA | 1 | 15/2 | 18/2 | 10 601 | 10 601 | 1 676 | 0 | 0 | 16 | 298 | 49 | | | T/P | 56 199 | | 371 | 4 | 3 | |
| Home Design Autumn | 2x1 | 12/10 | 14/10 | 2 514 | 2 492 | 599 | 22 | 0 | 4 | 106 | 26 | | | T/P | 15 554 | | 371 | 4 | 12 | |
| Home Design Spring | 2x1 | 11/4 | 15/4 | 6 085 | 5 937 | 754 | 148 | 0 | 7 | 165 | 18 | | | T/P | incl. in CONSTRUMA | | 371 | 4 | 12 | |
| Hungarian Garden | 1 | 24/1 | 27/1 | 367 | 367 | 90 | 0 | 0 | 3 | 19 | 4 | | | T/P | incl. in AGROMashEXPO | | 371 | 4 | 1 | |
| HUNGAROMED | 1 | 11/10 | 13/10 | 1 385 | 1 385 | 141 | 0 | 0 | 4 | 99 | 9 | | | T | 2 614 | | 371 | 4 | 22 | |
| INDUSTRY DAYS | 1 | 15/5 | 18/5 | 8 668 | 8 537 | 2 320 | 131 | 32 | 16 | 311 | 78 | | | T | 12 227 | | 371 | 4 | 19 | |
| SIRHA BUDAPEST | 2 | 7/2 | 9/2 | 11 113 | 11 113 | 2 700 | 0 | 0 | 17 | 296 | 85 | | | T | 18 112 | | 371 | 4 | 2 | |
| TRAVEL | 1 | 1/3 | 4/3 | 6 528 | 6 528 | 1 688 | 0 | 0 | 26 | 295 | 78 | | | T/P | 21 556 | | 371 | 4 | 6 | |
| Viticulture | 1 | 24/1 | 27/1 | 458 | 458 | 186 | 0 | 0 | 4 | 25 | 7 | | | T/P | incl. in AGROMashEXPO | | 371 | 4 | 1 | |
| Burdur (TR) | | | | | | | | | | | | | | | | | | | | |
| Teke Region 4.Live Animals, livestock, Agriculture and feed technology fair | 1 | 26/4 | 29/4 | 17 000 | 17 000 | 0 | | | | 150 | 0 | 0 | 0 | T/P | 93 273 | 0 | 338 | 16 | 1 | |
| Bursa (TR) | | | | | | | | | | | | | | | | | | | | |
| 7.Bursa Karacabey Agricultural and Livestock Equipment Fair | 1 | 15/3 | 18/3 | 8 000 | 8 000 | 0 | | | | 67 | 0 | 0 | 0 | T/P | 65 722 | 0 | 636 | 16 | 1 | |
| Biltek Science and Technology Fair | 1 | 11/10 | 14/10 | 633 | 633 | 0 | | | | 25 | 0 | 0 | 0 | T/P | 2 353 | 3 | 555 | 16 | 5 | |
| Bubex Education, Pre-school preparation, Stationery and School Bag Fair | 1 | 13/12 | 16/12 | 1 352 | 1 352 | 0 | | | | 109 | 0 | 0 | 0 | T/P | 3 688 | 5 | 555 | 16 | 3 | |
| Bucos Cosmetics and Beauty Fair | 1 | 8/2 | 11/2 | 1 262 | 1 262 | 0 | | | | 50 | 0 | 0 | 0 | T/P | 8 007 | 15 | 555 | 16 | 14 | |
| Bursa 10th Autoshow Fair | 1 | 8/5 | 13/5 | 4 622 | 4 622 | 0 | | | | 40 | 0 | 0 | 0 | T/P | 42 518 | 0 | 738 | 16 | 16 | |
| Bursa 10th International Sheet Metal Processing Technologies Fair | 1 | 29/11 | 2/12 | 6 491 | 6 491 | 0 | | | 4 | 77 | 0 | 11 | 11 | T/P | 42 116 | 1 055 | 738 | 16 | 19 | |
| Bursa 11th International Stockbreeding And Equipment Fair | 1 | 9/10 | 13/10 | 2 198 | 2 198 | 0 | | | 2 | 53 | 0 | 2 | 2 | T/P | 34 652 | 985 | 738 | 16 | 1 | |
| Bursa 16th Book Fair | 1 | 17/3 | 25/3 | 7 312 | 7 312 | 0 | | | | 244 | 0 | 0 | 0 | T/P | 273 000 | 0 | 738 | 16 | 3 | |
| Bursa 16th Construction and Decoration Fair | 1 | 11/4 | 15/4 | 6 678 | 6 678 | 0 | | | 4 | 148 | 0 | 5 | 5 | T/P | 46 014 | 446 | 738 | 16 | 5 | |
| Bursa 16th International Automation Fair 2018 | 1 | 29/11 | 2/12 | 1 501 | 1 501 | 4 | | | 9 | 57 | 1 501 | 21 | 21 | T/P | 42 116 | 1 055 | 738 | 16 | 13 | |
| Bursa 17.International Metal Processing Technologies Fair | 1 | 29/11 | 2/12 | 7 791 | 7 791 | 0 | | | 13 | 178 | 0 | 52 | 52 | T/P | 42 116 | 1 055 | 738 | 16 | 19 | |
| Bursa 4th Internatinal Marble Block Fair 2018 | 1 | 24/10 | 27/10 | 25 146 | 25 146 | 36 | | | 6 | 239 | 3 | 5 | 5 | T/P | 22 765 | 730 | 738 | 16 | 19 | |
| Bursa Agriculture 2018 16th International Agriculture, Seed Raising, Sapling And Dairy Industry Fair | 1 | 9/10 | 13/10 | 32 631 | 32 631 | 12 | | | 15 | 307 | 1 | 56 | 56 | T/P | 261 458 | 985 | 738 | 16 | 1 | |
| Bursa Healthy Life and Sports Fair | 1 | 25/10 | 28/10 | 1 519 | 1 519 | 0 | | | | 37 | 0 | 0 | 0 | T/P | 1 892 | 3 | 555 | 16 | 3 | |

(*) Please refer to each national definition given at the beginning of the report

2018 EVENTS BY CITY

| | Interval Year | Opening date | Closing date | Space | | | | Exhibitors | | | | Visitors/Visits (*) | | Organizer | Auditor | Industry sector | | | | |
|--|---------------|--------------|--------------|---------------------|--------|----------------------------|----------|----------------------------------|--------------------|-------------------|----------------------------|----------------------------|-------|-----------|---------|-----------------|-----|----------------------------|-------|----------------------------|
| | | | | Rented Space (sq.m) | | | | Exhibitors with their own stands | | Represented firms | | Admission for Trade/Public | Total | | | | | | | |
| | | | | Total | Halls | | Open air | | from ... countries | Total | Foreign/ International (*) | | Total | | | | | Foreign/ International (*) | Total | Foreign/ International (*) |
| | | | | | Total | Foreign/ International (*) | Total | Foreign/ International (*) | | | | | | | | | | | | |
| Bursa University Preference Exhibition | 1 | 11/8 | 12/8 | 851 | 851 | 12 | | | 1 | 52 | 1 | 0 | 0 | T/P | 6 840 | 0 | 214 | 16 | 8 | |
| BURSAF/ 2. Shoe and Leather Fair | 1 | 5/12 | 8/12 | 1 460 | 1 460 | 0 | | | | 46 | 0 | 0 | 0 | T/P | 1 609 | 4 | 555 | 16 | 5 | |
| Butur Tourism Exhibition | 1 | 18/10 | 21/10 | 1 828 | 1 828 | 0 | | | | | | 0 | 0 | T/P | 3 419 | 130 | 555 | 16 | 2 | |
| Derix Leather Products Fair | 1 | 28/6 | 1/7 | 1 185 | 1 185 | 0 | | | | 37 | 0 | 0 | 0 | T/P | 1 876 | 6 | 555 | 16 | 5 | |
| Education and Career Fair | 1 | 27/12 | 28/12 | 680 | 680 | 0 | | | | 44 | 0 | 0 | 0 | T/P | 9 800 | 0 | 214 | 16 | 8 | |
| Fashion Fabric & Accessories | 1 | 14/11 | 16/11 | 2 574 | 2 574 | 0 | | | | 88 | 0 | 0 | 0 | T/P | 1 480 | 444 | 433 | 16 | 25 | |
| Foodex Food and Healthy Nutrition Fair | 1 | 5/4 | 8/4 | 1 566 | 1 566 | 0 | | | | 55 | 0 | 0 | 0 | T/P | 3 446 | 5 | 555 | 16 | 2 | |
| INTARF 2018 7.Inegöl Agriculture Fair | 1 | 2/9 | 5/9 | 13 800 | 13 800 | 0 | | | | 106 | 0 | 0 | 0 | T/P | 23 110 | 16 | 536 | 16 | 1 | |
| Junioshow Bursa 10th International Baby and Kidswear and Kids Necessities Fair | 1 | 10/1 | 13/1 | 10 704 | 10 704 | 0 | | | 5 | 192 | 0 | 7 | 7 | T/P | 24 628 | 1 081 | 738 | 16 | 3 | |
| Junioshow Bursa 11th International Baby and Kidswear and Kids Necessities Fair | 1 | 4/7 | 7/7 | 6 430 | 6 430 | 0 | | | | 111 | 0 | 0 | 0 | T/P | 11 828 | 1 012 | 738 | 16 | 3 | |
| Modef 2018 39.International Furniture And Decoration Fair | 1 | 3/4 | 8/4 | 16 162 | 16 162 | 0 | | | | 153 | 0 | 0 | 0 | T/P | 19 656 | 863 | 536 | 16 | 12 | |
| Modef 2018 40.International Furniture And Decoration Fair | 1 | 23/10 | 28/10 | 17 775 | 17 775 | 0 | | | | 178 | 0 | 0 | 0 | T/P | 24 647 | 2 113 | 536 | 16 | 12 | |
| Rising City Bursa 3rd Residential Estate Fair | 1 | 11/4 | 15/4 | 3 740 | 3 740 | 0 | | | | 52 | 0 | 0 | 0 | T/P | 46 014 | 446 | 738 | 16 | 15 | |
| Suçev Water and Environment Fair | 1 | 22/3 | 24/3 | 567 | 567 | 0 | | | | 23 | 0 | 0 | 0 | T/P | 2 682 | 14 | 555 | 16 | 3 | |
| Welding Technologies Fair | 1 | 29/11 | 2/12 | 752 | 752 | 0 | | | 3 | 33 | 0 | 5 | 5 | T/P | 42 116 | 1 055 | 738 | 16 | 19 | |
| Bydgoszcz (PL) | | | | | | | | | | | | | | | | | | | | |
| INNOFORM | 1 | 24/4 | 26/4 | 2 609 | 2 609 | 393 | 0 | 0 | 14 | 198 | 53 | | | T | 2 847 | 242 | 712 | 4 | 17 | |
| Real Estate Autumn | 2x1 | 13/10 | 14/10 | 250 | 250 | 0 | 0 | 0 | 1 | 28 | 0 | | | P | free | | 658 | 4 | 15 | |
| Real Estate Spring | 2x1 | 7/4 | 8/4 | 331 | 331 | 0 | 0 | 0 | 1 | 32 | 0 | | | P | free | | 658 | 4 | 15 | |
| Caen (F) | | | | | | | | | | | | | | | | | | | | |
| 1000 IDEES POUR LA MAISON - CAEN | 1 | 16/3 | 18/3 | 4 304 | 4 304 | 0 | 0 | 0 | | 190 | 0 | | | P | 8 933 | 0 | 124 | 8 | 12 | |
| FOIRE INTERNATIONALE - CAEN | 1 | 21/9 | 30/9 | 36 656 | 36 656 | 591 | 0 | 0 | | 455 | 14 | | | P | 113 727 | 0 | 124 | 8 | 27 | |
| FRANCE CE CAEN | 1 | 22/2 | 22/2 | 328 | 328 | 0 | 0 | 0 | | 69 | 0 | | | P | 391 | 0 | 146 | 8 | 4 | |
| VINS ET GASTRONOMIE - CAEN | 1 | 23/3 | 26/3 | 1 791 | 1 791 | 9 | 0 | 0 | 1 | 181 | 1 | | | P | 17 371 | 0 | 332 | 8 | 2 | |
| Çanakkale (TR) | | | | | | | | | | | | | | | | | | | | |
| 1st Agriculture and Agriculture Technology Fair | 1 | 2/5 | 5/5 | 2 472 | 2 472 | 0 | | | | 63 | 0 | 0 | 0 | T/P | 8 540 | 0 | 27 | 16 | 1 | |
| Biga 8.Agriculture, Livestock and Technology Fair | 1 | 5/10 | 7/10 | 17 000 | 17 000 | 0 | | | | 120 | 0 | 0 | 0 | T/P | 105 000 | 0 | 636 | 16 | 1 | |
| Çanakkale 1st. Hunting, Shooters, Nature Sports and Rural Tourism Fair | 1 | 8/11 | 11/11 | 1 305 | 1 305 | 0 | | | | 22 | 0 | 0 | 0 | T/P | 5 250 | 0 | 27 | 16 | 3 | |
| Cannes (F) | | | | | | | | | | | | | | | | | | | | |
| CANNES YACHTING FESTIVAL | 1 | 11/9 | 16/9 | 73 769 | 19 085 | 12 149 | 54 684 | 41 016 | 37 | 486 | 307 | 782 | 540 | P | 51 834 | 0 | 626 | 8 | 3 | |
| CUSTOMER RELATIONSHIP & MARKETING MEETINGS - CANNES | 1 | 7/11 | 8/11 | 2 481 | 2 481 | 162 | 0 | 0 | | 223 | 15 | | | T | 1 664 | 26 | 773 | 7 | 4 | |
| E-SPORTS - CANNES | 1 | 12/2 | 14/2 | 45 | 45 | 27 | 0 | 0 | 3 | 5 | 3 | | | T | 586 | 482 | 629 | 8 | 21 | |
| FINANCE ET RH MEETINGS - CANNES | 1 | 21/11 | 22/11 | 495 | 495 | 0 | 0 | 0 | | 63 | 0 | | | T | 302 | 6 | 773 | 7 | 4 | |
| HEAVENT MEETINGS | 1 | 28/3 | 29/3 | 3 576 | 3 576 | 533 | 0 | 0 | | 361 | 24 | | | T | 2 249 | 122 | 773 | 7 | 4 | |
| IT MEETINGS - CANNES | 1 | 21/4 | 22/4 | 1 399 | 1 399 | 170 | 0 | 0 | | 126 | 18 | | | T | 903 | 6 | 773 | 7 | 21 | |
| LOGISTICS MEETINGS - CANNES | 1 | 21/11 | 22/11 | 699 | 699 | 56 | 0 | 0 | | 90 | 0 | | | T | 355 | 4 | 773 | 7 | 26 | |
| MAPIC - CANNES | 1 | 14/11 | 16/11 | 9 254 | 8 643 | 5 872 | 611 | 456 | 50 | 714 | 570 | | | T | 9 244 | 5 970 | 629 | 8 | 15 | |
| MARCHE DU FILM | 1 | 8/5 | 17/5 | 5 666 | 5 666 | 4 977 | 0 | 0 | 47 | 378 | 339 | | | T | 15 224 | 13 115 | 683 | 8 | 3 | |
| MAREDIMODA - CANNES | 1 | 6/11 | 8/11 | 2 222 | 2 222 | 2 041 | 0 | 0 | | 111 | 97 | | | T | 2 765 | 2 335 | 485 | 7 | 25 | |
| MIDEM - CANNES | 1 | 5/6 | 8/6 | 1 702 | 1 702 | 1 310 | 0 | 0 | 32 | 560 | 403 | | | T | 4 415 | 3 799 | 629 | 8 | 3 | |
| MIP TV - CANNES | 1 | 9/4 | 12/4 | 19 856 | 19 856 | 17 769 | 0 | 0 | 62 | 1 397 | 1 206 | | | T | 7 838 | 7 037 | 629 | 8 | 3 | |
| MIPCOM - CANNES | 1 | 15/10 | 18/10 | 24 680 | 20 484 | 18 522 | 4 196 | 3 976 | 66 | 2 149 | 1 937 | | | T | 10 967 | 10 159 | 629 | 8 | 3 | |
| MIPIM - CANNES | 1 | 20/6 | 21/6 | 21 378 | 21 378 | 16 754 | 0 | 0 | 10 | 3 557 | 3 180 | | | T | 27 875 | 19 553 | 629 | 8 | 15 | |
| SECURITY MEETINGS - CANNES | 1 | 21/4 | 22/4 | 960 | 960 | 96 | 0 | 0 | | 116 | 3 | | | T | 571 | 0 | 773 | 7 | 7 | |

(*) Please refer to each national definition given at the beginning of the report

2018 EVENTS BY CITY

| | Interval Year | Opening date | Closing date | Space | | | | | Exhibitors | | | | | Visitors/Visits (*) | | | | | Organizer | Auditor | Industry sector |
|---|---------------|---------------|--------------|--------|---------------------|---------------------------|----------|---------------------------|--------------------|-------|---------------------------|-------------------|---------------------------|----------------------------|---------|---------------------------|-----|----|-----------|---------|-----------------|
| | | | | Total | Rented Space (sq.m) | | Open air | | from ... countries | Total | Foreign/International (*) | Represented firms | | Admission for Trade/Public | Total | Foreign/International (*) | | | | | |
| | | | | | Total | Foreign/International (*) | Total | Foreign/International (*) | | | | Total | Foreign/International (*) | | | | | | | | |
| TRUSTECH | 1 | 27/11 | 29/11 | 4 220 | 4 220 | 3 763 | 0 | 0 | 37 | 250 | 212 | | | T | 4 902 | 3 931 | 146 | 8 | 21 | | |
| WORKPLACE MEETINGS - CANNES | 1 | 21/11 | 22/11 | 2 082 | 2 082 | 67 | 0 | 0 | | 153 | 4 | | | T | 1 306 | 8 | 773 | 7 | 4 | | |
| Carrara Marina (I) | | | | | | | | | | | | | | | | | | | | | |
| CARRARA MARMOTEC | 1 | 2/6 | 9/6 | 10 500 | 3 950 | 0 | 6 550 | 0 | 1 | 60 | 0 | 0 | 0 | T/P | 9 700 | 1 250 | 126 | 5 | 10 | | |
| SEATEC / COMPOTEC | 1 | 5/4 | 7/4 | 4 289 | 4 289 | 288 | 0 | 0 | 16 | 294 | 36 | 190 | 143 | T | 2 734 | 117 | 126 | 5 | 13 | | |
| Castres (F) | | | | | | | | | | | | | | | | | | | | | |
| FOIRE EXPOSITION - CASTRES | 1 | 21/9 | 30/9 | 9 455 | 3 685 | 0 | 5 770 | 27 | 1 | 172 | 1 | | | P | 27 820 | 0 | 482 | 8 | 27 | | |
| HABITAT ET LOISIRS - CASTRES | 1 | 6/4 | 8/4 | 1 222 | 1 172 | 0 | 50 | 0 | | 63 | 0 | | | P | | 0 | 482 | 8 | 12 | | |
| Cernobbio (I) | | | | | | | | | | | | | | | | | | | | | |
| COMOCREA TEXTILE DESIGN SHOW | 2x1 | 9/4 | 10/4 | 1 000 | 1 000 | 500 | 0 | 0 | 2 | 21 | 8 | 0 | 0 | T | 194 | 80 | 150 | 5 | 25 | | |
| COMOCREA TEXTILE DESIGN SHOW | 2x1 | 22/10 | 23/10 | 1 000 | 1 000 | 500 | 0 | 0 | 4 | 23 | 11 | 0 | 0 | T | 198 | 96 | 150 | 5 | 25 | | |
| PROPOSTE FIERA PRODUTTORI TESSUTO D'ARREDAMENTO E TENDAGGIO | 1 | 2/5 | 4/5 | 5 633 | 5 633 | 2 560 | 0 | 0 | 12 | 89 | 47 | 0 | 0 | T | 5 452 | 3 875 | 613 | 5 | 25 | | |
| Cesena (I) | | | | | | | | | | | | | | | | | | | | | |
| INTERNATIONAL ASPARAGUS DAYS | 1 | 16/10 | 18/10 | 3 385 | 901 | 517 | 2 484 | 432 | 7 | 60 | 29 | 4 | 0 | T | 2 098 | 991 | 235 | 10 | 1 | | |
| Chalons En Champagne (F) | | | | | | | | | | | | | | | | | | | | | |
| AUTO MOTO QUAD - CHALONS EN CHAMPAGNE | 1 | 23/3 | 25/3 | 10 154 | 5 016 | 0 | 5 138 | 0 | | 31 | 0 | | | P | 6 700 | 0 | 750 | 8 | 26 | | |
| FOIRE EXPOSITION - CHALONS EN CHAMPAGNE | 1 | 31/8 | 10/9 | 56 387 | 10 186 | 108 | 46 201 | 628 | 11 | 563 | 13 | | | P | 220 551 | 0 | 750 | 8 | 27 | | |
| FRANCE CE CHALON-EN-CHAMPAGNE | 1 | 11/10 | 11/10 | 230 | 230 | 24 | 0 | 0 | 1 | 45 | 5 | 5 | 5 | T | 323 | 0 | 146 | | 4 | | |
| HABITAT ET ENVIRONNEMENT - CHALONS EN CHAMPAGNE | 1 | 16/3 | 19/3 | 4 661 | 4 661 | 9 | 0 | 0 | 1 | 214 | 1 | | | P | 8 568 | 0 | 750 | 8 | 12 | | |
| MARIAGE - CHALONS EN CHAMPAGNE | 1 | 6/10 | 7/10 | 369 | 369 | 0 | 0 | 0 | | 33 | 0 | | | P | 1 277 | 0 | 750 | 8 | 3 | | |
| Chalon-Sur-Saone (F) | | | | | | | | | | | | | | | | | | | | | |
| HABITAT ET IMMOBILIER - CHALONS SUR SAONE | 1 | 16/3 | 19/3 | 1 512 | 1 323 | 0 | 189 | 0 | | 100 | 0 | | | P | 5 401 | 0 | 420 | 8 | 12 | | |
| VINS ET SAVEURS - CHALON SUR SAONE | 1 | 23/11 | 25/11 | 791 | 791 | 0 | 0 | 0 | | 80 | 0 | | | P | 6 123 | 0 | 420 | 8 | 2 | | |
| Chambéry (F) | | | | | | | | | | | | | | | | | | | | | |
| FOIRE EXPOSITION - CHAMBERY | 1 | 7/9 | 17/9 | 19 594 | 9 153 | 117 | 10 441 | 0 | 8 | 337 | 11 | | | P | 67 286 | 0 | 657 | 8 | 27 | | |
| FRANCE CE CHAMBERY | 1 | 27/3 | 27/3 | 192 | 192 | 0 | 0 | 0 | | 44 | 0 | 192 | | T | 162 | 0 | 146 | 8 | 4 | | |
| HABITAT ET JARDIN - CHAMBERY | 1 | 13/4 | 16/4 | 10 484 | 5 659 | 36 | 4 825 | 63 | 2 | 296 | 3 | | | P | 19 925 | 0 | 657 | 8 | 12 | | |
| SAVEURS & TERROIRS - CHAMBERY | 1 | 23/11 | 25/11 | 2 521 | 2 521 | 106 | 0 | 0 | 2 | 149 | 9 | | | P | 18 000 | 0 | 657 | 8 | 2 | | |
| Charleroi (BE) | | | | | | | | | | | | | | | | | | | | | |
| salon des ARTS MENAGERS | 1 | To be updated | | | | | | | | | | | | P | | | 137 | | 3 | | |
| salon du MARIAGE | 1 | To be updated | | | | | | | | | | | | P | | | 137 | | 3, 24, 25 | | |
| salon IDEES VACANCES | 1 | To be updated | | | | | | | | | | | | P | | | 137 | | 3, 6 | | |
| salon MAISON-JARDIN | 1 | To be updated | | | | | | | | | | | | P | | | 137 | | 3 | | |
| Chartres (F) | | | | | | | | | | | | | | | | | | | | | |
| FRANCE CE CHARTRES | 1 | 25/9 | 25/9 | 244 | 244 | 4 | 0 | 0 | 1 | 45 | 1 | | | T | 216 | 0 | 146 | | 4 | | |
| HABITAT - CHARTRES | 1 | 16/3 | 18/3 | 2 250 | 2 250 | 0 | 0 | 0 | | 125 | 0 | | | P | 6 236 | 0 | 132 | 7 | 12 | | |
| JOURNÉES LAMIRAULT OCCASIONS - CHARTRES | 1 | 1/11 | 4/11 | 4 200 | 4 200 | 0 | 0 | 0 | | 8 | 0 | | | P | 3 502 | 0 | 451 | 7 | 26 | | |
| LES ARTISANALES - CHARTRES | 1 | 12/10 | 15/10 | 6 812 | 6 812 | 0 | 0 | 0 | | 301 | 0 | 15 | 0 | P | 69 558 | 0 | 136 | 8 | 27 | | |
| VINS ET GASTRONOMIE - CHARTRES | 1 | 19/10 | 22/10 | 1 955 | 1 955 | 0 | 0 | 0 | | 142 | 0 | | | P | 12 898 | 0 | 332 | 8 | 2 | | |
| Chasseneuil Du Poitou (F) | | | | | | | | | | | | | | | | | | | | | |
| FRANCE CE POITIERS | 1 | 27/9 | 27/9 | 302 | 302 | 0 | 0 | 0 | | 52 | 0 | | | T | 312 | 0 | 146 | | 4 | | |
| Chassieu (F) | | | | | | | | | | | | | | | | | | | | | |
| 3D PRINT - LYON | 1 | 5/6 | 7/6 | 2 418 | 2 418 | 375 | 0 | 0 | | 131 | 24 | | | T | 3 691 | 365 | 380 | 7 | 11 | | |
| BEAUTE SÉLECTION - LYON | 1 | 25/11 | 26/11 | 3 743 | 3 743 | 497 | 0 | 0 | | 150 | 27 | | | T | 24 979 | 178 | 694 | 7 | 14 | | |
| CPRINT | 1 | 6/2 | 8/2 | 6 950 | 6 950 | 1 538 | 0 | 0 | | 193 | 45 | | | T | 12 795 | 1 416 | 5 | 7 | 11 | | |
| CTCO - TEXTILE PROFESSIONNEL - LYON | 1 | 6/2 | 8/2 | 7 180 | 7 180 | 3 576 | 0 | 0 | | 273 | 151 | | | T | 10 203 | 989 | 5 | 7 | 25 | | |
| EPOQ/AUTO - LYON | 1 | 9/11 | 11/11 | 31 148 | 31 148 | 1 726 | 0 | 0 | | 706 | 55 | | | P | 55 710 | 0 | 140 | 7 | 3 | | |
| EUROBOIS | 2 | 6/2 | 9/2 | 13 843 | 13 843 | 4 791 | 0 | 0 | 16 | 305 | 122 | 46 | 39 | T | 13 994 | 754 | 334 | 8 | 5 | | |
| FESTICULTURE - LYON | 1 | 5/5 | 8/5 | 4 242 | 4 242 | 1 173 | 0 | 0 | 4 | 165 | 48 | | | P | 22 649 | 0 | 67 | | 27 | | |
















(*) Please refer to each national definition given at the beginning of the report

2018 EVENTS BY CITY

| | Interval Year | Opening date | Closing date | Space | | | | Exhibitors | | | | Visitors/visits (*) | | | | Organizer | Auditor | Industry sector | |
|---|---------------|---------------------------|--------------|---------------------------|--------|----------|-------|----------------------------------|-------|---------------------------|-------|----------------------------|-------|---------------------------|------------------------------|-----------|---------|-----------------|----|
| | | | | Rented Space (sq.m) | | | | Exhibitors with their own stands | | Represented firms | | Admission for Trade/PUBLIC | | Foreign/International (*) | | | | | |
| | | | | Total | Halls | Open air | | from ... countries | Total | Foreign/International (*) | Total | Foreign/International (*) | Total | Foreign/International (*) | Total | | | | |
| | Total | Foreign/International (*) | Total | Foreign/International (*) | | | | | | | | | | | | | | | |
| Colmar (F) | | | | | | | | | | | | | | | | | | | |
| EH - COLMAR | 1 | 16/3 | 19/3 | 5 237 | 5 237 | 123 | 0 | 0 | | 242 | 7 | | | P | 9 838 | 0 | 144 | 7 | 12 |
| FAV - COLMAR | 1 | 27/7 | 5/8 | 25 529 | 25 529 | 282 | 0 | 0 | | 328 | 12 | | | P | 245 696 | 0 | 144 | 7 | 27 |
| FOIRE ECO BIO D'ALSACE - COLMAR | 1 | 10/5 | 13/5 | 3 755 | 3 755 | 393 | 0 | 0 | | 387 | 17 | | | P | 39 844 | 0 | 202 | 7 | 27 |
| LIVRE - COLMAR | 1 | 24/11 | 25/11 | 1 647 | 1 647 | 28 | 0 | 0 | | 183 | 5 | | | P | 20 427 | 0 | 102 | 7 | 4 |
| MDC - COLMAR | 1 | 19/10 | 22/10 | 3 961 | 3 961 | 42 | 0 | 0 | | 196 | 3 | | | P | 14 034 | 0 | 144 | 7 | 12 |
| SEPEM INDUSTRIES EST | 1 | 5/6 | 7/6 | 5 523 | 5 523 | 288 | 0 | 0 | | 443 | 32 | | | T | 6 153 | 209 | 242 | 7 | 19 |
| SITV - COLMAR | 1 | 9/11 | 11/11 | 4 434 | 4 434 | 1 369 | 0 | 0 | | 312 | 124 | | | P | 16 054 | 0 | 144 | 7 | 6 |
| VINS ET GASTRONOMIE - COLMAR | 1 | 9/2 | 11/2 | 333 | 333 | 27 | 0 | 0 | 2 | 32 | 3 | | | P | 1 633 | 0 | 332 | 8 | 2 |
| Constanta (RO) | | | | | | | | | | | | | | | | | | | |
| Europort Romania | 2 | 15/5 | 17/5 | 358 | 358 | | | | 13 | 56 | 40 | | | T | 500 | 27 | 646 | | 26 |
| Corum (TR) | | | | | | | | | | | | | | | | | | | |
| 1st. Corum Furniture Decoration and Home Textile Fair | 1 | 11/4 | 15/4 | 4 930 | 4 930 | 0 | | | | 30 | 0 | 0 | 0 | T/P | 5 400 | 0 | 80 | 16 | 12 |
| 1st. Corum Sector Construction, Constuction Materials Fair | 1 | 26/4 | 29/4 | 4 600 | 4 600 | 0 | | | | 32 | 0 | 0 | 0 | T/P | 5 300 | 0 | 80 | 16 | 5 |
| 1st. Wedding Preparation Package, Fashion, Beauty, Jewelry and Real Estate Fair | 1 | 11/4 | 15/4 | 4 750 | 4 750 | 0 | | | | 29 | 0 | 0 | 0 | T/P | 5 620 | 0 | 80 | 16 | 13 |
| Smart Building Technologies and Electrical Systems Fair | 1 | 22/11 | 25/11 | 21 000 | 21 000 | 0 | | | | 121 | 0 | 5 | 5 | T/P | 65 000 | 53 | 80 | 16 | 1 |
| Cournon (F) | | | | | | | | | | | | | | | | | | | |
| CARREFOUR NATIONAL DE LA PECHE ET DES LOISIRS | 1 | 12/1 | 14/1 | 5 951 | 5 951 | 470 | 0 | 0 | | 156 | 12 | | | P | 19 100 | 0 | 132 | 7 | 1 |
| HABITAT - CLERMONT FERRAND | 1 | 9/3 | 12/3 | 8 447 | 8 447 | 27 | 0 | 0 | | 313 | 2 | | | P | 33 268 | 0 | 132 | 7 | 12 |
| TATOUAGE - AUVERGNE | 1 | 22/9 | 23/9 | 1 241 | 1 241 | 21 | 0 | 0 | | 98 | 2 | | | P | 9 715 | 0 | 83 | 8 | 4 |
| Cremona (I) | | | | | | | | | | | | | | | | | | | |
| ACOUSTIC GUITAR VILLAGE | 1 | 28/9 | 30/9 | 578 | 578 | 126 | 0 | 0 | 2 | 28 | 10 | 2 | 2 | T | incl. in CREMONA MONDOMUSICA | | 162 | 10 | 3 |
| CREMONA MONDOMUSICA | 1 | 28/9 | 30/9 | 4 627 | 4 627 | 2 140 | | | 28 | 269 | 135 | 47 | 34 | T | 12 621 | 2 398 | 162 | 10 | 3 |
| FIERE ZOOTECNICHE INTERNAZIONALI DI CREMONA | 1 | 24/10 | 27/10 | 14 197 | 11 307 | 977 | 2 890 | 0 | 16 | 264 | 31 | 46 | 22 | T | 20 972 | 1 796 | 162 | 5 | 1 |
| PIANO EXPERIENCE | 1 | 28/9 | 30/9 | 750 | 750 | 89 | 0 | 0 | 7 | 10 | 3 | 17 | 7 | T | incl. in CREMONA MONDOMUSICA | | 162 | 10 | 3 |
| Debrecen (HU) | | | | | | | | | | | | | | | | | | | |
| FARMEREXPO | 1 | 17/8 | 20/8 | 10 283 | 5 456 | 160 | 4 827 | 1 538 | 4 | 310 | 24 | | | T/P | 30 934 | | 769 | 4 | 1 |
| Denizli (TR) | | | | | | | | | | | | | | | | | | | |
| 14th Aegean Agricultural Greenhouse & Livestock Exhibition | 1 | 28/2 | 4/3 | 12 420 | 12 420 | 0 | | | | 140 | 0 | 17 | 17 | T/P | 182 300 | 21 | 575 | 16 | 1 |
| Book Fair | 1 | 30/3 | 8/4 | 10 000 | 10 000 | 0 | | | | 118 | 0 | 0 | 0 | T/P | 300 000 | 0 | 274 | 16 | 3 |
| DEYEF-Denizli 1. Real Estate and Building Industry Exhibition | 1 | 15/3 | 18/3 | 3 421 | 3 421 | 0 | | | | 64 | 0 | 0 | 0 | T/P | 14 325 | 18 | 418 | 16 | 5 |
| Home Textile | 1 | 25/12 | 31/12 | 6 000 | 6 000 | 0 | | | | 31 | 0 | 0 | 0 | T/P | 58 682 | 0 | 3 | 16 | 13 |
| Dijon (F) | | | | | | | | | | | | | | | | | | | |
| AUTO MOTO RETRO - DIJON | 1 | 6/4 | 8/4 | 6 652 | 6 652 | 225 | 0 | 0 | 3 | 162 | 8 | | | P | 16 295 | 0 | 179 | 8 | 26 |
| CITE 21 - DIJON | 1 | 13/12 | 14/12 | 1 613 | 1 613 | 0 | 0 | 0 | | 110 | 0 | | | P | 2 563 | 0 | 420 | 8 | 4 |
| DISGROUP | 1 | 5/10 | 5/10 | 459 | 459 | 18 | 0 | 0 | 2 | 51 | 2 | | | T | 80 | 0 | 328 | 8 | 2 |
| FOIRE INTERNATIONALE ET GASTRONOMIQUE - DIJON | 1 | 1/11 | 11/11 | 13 515 | 13 381 | 1 045 | 134 | 0 | 19 | 539 | 58 | 308 | 92 | P | 160 125 | 0 | 179 | 8 | 27 |
| FRANCE CE DIJON | 2x1 | 5/4 | 5/4 | 446 | 446 | 10 | 0 | 0 | 2 | 84 | 2 | | | T | 434 | 0 | 146 | 8 | 4 |
| FRANCE CE DIJON | 2x1 | 18/10 | 18/10 | 364 | 364 | 4 | 0 | 0 | 1 | 69 | 1 | | | T | 433 | 0 | 146 | | 4 |
| HABITAT ET DEVELOPPEMENT DURABLE- DIJON | 1 | 1/3 | 5/3 | 3 213 | 3 213 | 72 | 0 | 0 | 3 | 175 | 3 | 331 | 3 | P | 11 532 | 0 | 179 | 8 | 12 |
| STUDYRAMA ETUDES SUPERIEURES - DIJON | 1 | 16/11 | 17/11 | 774 | 774 | 0 | 0 | 0 | | 93 | 0 | | | P | 13 014 | 0 | 349 | 7 | 8 |



(*) Please refer to each national definition given at the beginning of the report

2018 EVENTS BY CITY

| | Interval Year | Opening date | Closing date | Space | | | | Exhibitors | | | | | Visitors/Visits (*) | | | Organizer | Auditor | Industry sector | | | |
|---|---------------|--------------|--------------|---------------------|---------|----------|---------------------------|----------------------------------|-------|---------------------------|-------|----------------------------|---------------------------|---------|---------------------------|-----------|----------|-----------------|--------|----------|--|
| | | | | Rented Space (sq.m) | | | | Exhibitors with their own stands | | Represented firms | | Admission for Trade/Public | Total | | | | | | | | |
| | | | | Total | Halls | Open air | Foreign/International (*) | from ... countries | Total | Foreign/International (*) | Total | | Foreign/International (*) | Total | Foreign/International (*) | | | | | | |
| Diyarbakır (TR) | | | | | | | | | | | | | | | | | | | | | |
| | 1 | 27/4 | 29/4 | 2 368 | 2 368 | 0 | | 2 | 60 | 0 | 0 | 0 | T/P | 4 132 | 226 | 670 | 16 | 24 | | | |
| | 1 | 25/9 | 30/9 | 2 102 | 2 102 | 0 | | 1 | 98 | 0 | 1 | 1 | T/P | 109 161 | 0 | 742 | 16 | 3 | | | |
| | 1 | 4/4 | 8/4 | 7 287 | 7 287 | 0 | | | 104 | 0 | 0 | 0 | T/P | 114 300 | 176 | 742 | 16 | 1 | | | |
| | 1 | 18/10 | 21/10 | 430 | 430 | 0 | | | 24 | 0 | 0 | 0 | T/P | 40 161 | 0 | 742 | 16 | 14 | | | |
| | 1 | 18/10 | 21/10 | 1 086 | 1 086 | 0 | | | 45 | 0 | 0 | 0 | T/P | 40 161 | 0 | 742 | 16 | 13 | | | |
| | 1 | 14/11 | 18/11 | 1 854 | 1 854 | 0 | | | 830 | 0 | 0 | 0 | T/P | 131 402 | 0 | 742 | 16 | 2 | | | |
| | 1 | 15/3 | 18/3 | 3 291 | 3 291 | 0 | | | 70 | 0 | 1 | 1 | T/P | 20 568 | 115 | 742 | 16 | 5 | | | |
| Don benito / Badajoz (E) | | | | | | | | | | | | | | | | | | | | | |
| | 1 | 23/1 | 26/1 | 31 311 | 22 000 | 460 | 8 000 | 50 | | 247 | 20 | 0 | 0 | T | 20 813 | 0 | 295 | | 1 | | |
| | 1 | 17/11 | 18/11 | 5 422 | 4 408 | 0 | 0 | 0 | 1 | 74 | 0 | 0 | 0 | P | 2 555 | 0 | 295 | | 3 | | |
| | 1 | 28/4 | 1/5 | 450 | 0 | 0 | 450 | 0 | 1 | 41 | 0 | 0 | 0 | P | | | 295 | | 3 | | |
| | 2 | 25/10 | 28/10 | 16 400 | 13 136 | 0 | 0 | 0 | 1 | 30 | 0 | 0 | 0 | P | 11 039 | 0 | 295 | | 16, 26 | | |
| | 1 | 11/3 | 13/3 | 3 400 | 3 400 | 0 | 0 | 0 | 1 | 79 | 0 | 0 | 0 | T | 2 292 | 0 | 295 | | 2 | | |
| | 1 | 23/2 | 25/2 | 3 350 | 3 350 | 27 | 0 | 0 | | 88 | 3 | 0 | 0 | T | 15 048 | | 295, 801 | | 6 | | |
| | 1 | 21/11 | 22/11 | 548 | 500 | 0 | 0 | 0 | 1 | 22 | 0 | 0 | 0 | T | | | 295 | | 5 | | |
| Dortmund (D) | | | | | | | | | | | | | | | | | | | | | |
| | 1 | 21/9 | 23/9 | 24 226 | 24 226 | 12 410 | 0 | | 52 | 609 | 423 | 10 | 1 | T | 11 479 | 5 154 | 505 | 9 | 27 | | |
| Douai (F) | | | | | | | | | | | | | | | | | | | | | |
| | 1 | 1/9 | 10/9 | 9 900 | 5 795 | 207 | 4 105 | 0 | 2 | 206 | 5 | | | P | 61 172 | 0 | 633 | 8 | 27 | | |
| | 1 | 22/2 | 25/2 | 4 052 | 4 052 | 0 | 0 | 0 | | 13 | 0 | | | P | 3 784 | 0 | 633 | 8 | 26 | | |
| | 1 | 10/2 | 12/2 | 852 | 852 | 0 | 0 | 0 | | 65 | 0 | | | P | 1 924 | 0 | 633 | 8 | 3 | | |
| | 1 | 27/10 | 5/11 | 13 363 | 13 363 | 0 | 0 | 0 | | 22 | 0 | | | P | 19 430 | 0 | 633 | 8 | 26 | | |
| Dunkerque (F) | | | | | | | | | | | | | | | | | | | | | |
| | 1 | 20/10 | 22/10 | 4 013 | 4 013 | 0 | 0 | 0 | | 19 | 0 | | | P | 10 828 | 0 | 189 | 7 | 26 | | |
| Düsseldorf (D) | | | | | | | | | | | | | | | | | | | | | |
|  | 2 | 9/10 | 11/10 | 40 465 | 40 465 | 29 300 | 0 | | 54 | 983 | 672 | | | T | 23 019 | 14 226 | 624 | 9 | 19 | | |
|  | 1 | 9/3 | 11/3 | 23 486 | 23 486 | 3 540 | 0 | | 29 | 631 | 152 | | | T | 67 788 | 7 592 | 506 | 9 | 14 | | |
|  | 1 | 20/1 | 28/1 | 103 361 | 103 199 | 64 769 | 162 | 117 | 68 | 1 932 | 1 093 | | | P | 247 319 | 51 937 | 506 | 9 | 2, 26 | | |
|  | 1 | 24/8 | 4/9 | 110 461 | 108 321 | 27 496 | 2 140 | 654 | 34 | 611 | 227 | | | P | 250 211 | 29 775 | 506 | 9 | 3, 6 | | |
|  | 1 | 13/3 | 15/3 | 2 335 | 2 320 | 638 | 15 | 15 | 20 | 170 | 58 | | | T | 4 379 | 1 576 | 506 | 9 | 9 | | |
|  | 1 | 27/2 | 1/3 | 13 406 | 13 406 | 5 221 | 0 | | 29 | 468 | 218 | | | T | 11 991 | 6 019 | 506 | 9 | 12, 21 | | |
|  | 2 | 23/10 | 26/10 | 66 881 | 66 462 | 48 039 | 419 | 218 | 50 | 1 275 | 961 | | | T | 42 603 | 30 632 | 506 | 9 | 19 | | |
|  | 1 | 12/11 | 15/11 | 126 249 | 125 929 | 88 729 | 320 | | 69 | 6 070 | 4 898 | | | T | 109 890 | 80 000 | 506 | 9 | 22 | | |
|  | 2 | 20/2 | 24/2 | 23 984 | 23 984 | 8 077 | 0 | | 24 | 562 | 174 | | | T | 26 753 | 2 622 | 760 | 9 | 19 | | |
|  | 1 | 18/3 | 20/3 | 72 245 | 72 245 | 53 572 | 0 | | 64 | 6 872 | 5 887 | | | T | 60 560 | 32 460 | 506 | 9 | 2 | | |
|  | 1 | 9/1 | 11/1 | 27 801 | 27 801 | 13 677 | 0 | | 36 | 925 | 489 | | | T | 17 342 | 9 267 | 624 | 9 | 4 | | |
|  | 1 | 26/9 | 29/9 | 33 206 | 32 966 | 13 242 | 240 | 40 | 42 | 968 | 548 | | | T | 50 612 | 12 855 | 506 | 9 | 22 | | |
|  | 1 | 10/3 | 11/3 | 7 693 | 7 636 | 1 436 | 57 | 21 | 20 | 208 | 68 | | | T | 37 353 | 2 839 | 506 | 9 | 14 | | |
|  | 1 | 31/8 | 2/9 | 4 075 | 4 075 | 892 | 0 | | 16 | 284 | 98 | | | P | 42 529 | 808 | 506 | 9 | 3, 6 | See note | |
|  | 2 | 16/4 | 20/4 | 52 404 | 52 404 | 36 049 | 0 | | 57 | 1 242 | 933 | | | T | 29 838 | 19 991 | 506 | 9 | 19 | | |

(*) Please refer to each national definition given at the beginning of the report

2018 EVENTS BY CITY

| | Interval Year | Opening date | Closing date | Space | | | | Exhibitors | | | | Visitors/Visits (*) | | | | Organizer | Auditor | Industry sector | | |
|--|---------------|--------------|--------------|--------|---------------------|----------------------------|----------|----------------------------|--------------------|-------|----------------------------|---------------------|----------------------------|----------------------------|--------|-----------|----------|-----------------|--------|----------------------------|
| | | | | Total | Rented Space (sq.m) | | Open air | | from ... countries | Total | Foreign/ International (*) | Represented firms | | Admission for Trade/Public | Total | | | | | Foreign/ International (*) |
| | | | | | Total | Foreign/ International (*) | Total | Foreign/ International (*) | | | | Total | Foreign/ International (*) | | | | | | | |
|  VALVE WORLD EXPO - International Valve Trade Fair and Conference | 2 | 27/11 | 29/11 | 17 927 | 17 927 | 13 895 | 0 | 38 | 642 | 518 | | | T | 11 134 | 8 139 | 506 | 9 | 19 | | |
|  wire - International Wire and Cable Trade Fair | 2 | 16/4 | 20/4 | 65 065 | 65 065 | 49 862 | 0 | 53 | 1 442 | 1 140 | | | T | 42 248 | 28 306 | 506 | 9 | 19 | | |
| Note: Visitor attendance determined by a representative poll in the combination of Caravan Salon/TourNatur. Multiple answers were permitted | | | | | | | | | | | | | | | | | | | | |
| Edirne (TR) | | | | | | | | | | | | | | | | | | | | |
| Edirne Food, Agriculture, Livestock Industry Fair | 1 | 11/7 | 15/7 | 14 000 | 14 000 | 0 | | | 74 | 0 | 0 | 0 | T/P | 315 465 | 0 | 636 | 16 | 1 | | |
| Ekaterinburg (RU) | | | | | | | | | | | | | | | | | | | | |
| INNOPROM | 1 | 9/7 | 12/7 | 20 260 | 18 751 | 8 243 | 1 509 | 0 | 21 | 914 | 441 | 2 | 0 | T/P | 33 496 | 1 340 | 121 | 13 | 19 | |
| Elazığ (TR) | | | | | | | | | | | | | | | | | | | | |
| Elazığ Belediyesi 1. Work and Employment Fair | 1 | 16/11 | 18/11 | 1 112 | 1 112 | 0 | | | 56 | 0 | 0 | 0 | T/P | 20 341 | 0 | 323 | 16 | 27 | | |
| Elazığ Belediyesi 2. Book Fair | 1 | 23/11 | 2/12 | 1 322 | 1 322 | 0 | | | 80 | 0 | 0 | 0 | T/P | 119 970 | 0 | 323 | 16 | 3 | | |
| Elazığ Building and Construction Exhibition | 1 | 20/9 | 23/9 | 9 000 | 9 000 | 0 | | | 85 | 0 | 12 | 12 | T/P | 32 000 | 480 | 695 | 16 | 5 | | |
| Elazığ Food, Agriculture and Livestock Fair | 1 | 4/10 | 7/10 | 7 000 | 7 000 | 0 | | | 75 | 0 | 15 | 15 | T/P | 40 000 | 400 | 695 | 16 | 2 | | |
| Elazığ Wedding & Home Concept Fair | 1 | 5/4 | 8/4 | 593 | 593 | 0 | | | 32 | 0 | 0 | 0 | T/P | 27 000 | 0 | 323 | 16 | 13 | | |
| Regional Elazığ Food and Gastronomy Fair | 1 | 21/4 | 29/4 | 914 | 914 | 0 | | | 38 | 0 | 0 | 0 | T/P | 72 441 | 0 | 323 | 16 | 2 | | |
| Elche / Alicante (E) | | | | | | | | | | | | | | | | | | | | |
| ALICANTE GASTRONÓMICA, Encuentro del estilo de Vida Mediterráneo. | 1 | 4/5 | 7/5 | 7 275 | 3 930 | 0 | 0 | 0 | 1 | 117 | 0 | 10 | 0 | T/P | 17 278 | 6 | 381 | 11 | 2, 6 | |
| ANTIC AUTO, Salón internacional de automóviles, motocicletas y recambio antiguo y clásico | 1 | 19/5 | 20/5 | 8 658 | 6 318 | 0 | 0 | 0 | 1 | 70 | 0 | 0 | 0 | P | 4 227 | 11 | 381 | 11 | 3, 16 | |
| CARAVANING, Muestra provincial de caravanning y tiempo libre | 1 | 9/2 | 18/2 | 9 397 | 9 397 | 0 | 0 | 0 | 1 | 29 | 0 | 0 | 0 | P | 8 188 | | 125 | | 3 | |
| EXPOCACHORRO, Salón del perro y otros animales de compañía | 1 | 1/12 | 2/12 | 5 540 | 956 | 12 | 0 | 0 | 2 | 42 | 1 | 0 | 0 | P | 8 003 | 0 | 381, 819 | 11 | 3 | |
| EXPOFIESTA, Feria nacional de las fiestas populares | 1 | 2/11 | 4/11 | 2 953 | 2 738 | 0 | 0 | 0 | 1 | 72 | 0 | 0 | 0 | P | 5 052 | 0 | 381 | 11 | 3, 25 | |
| EXPONADAL, Exposición de ocio infantil y juvenil | 1 | 21/12 | 6/1 | 11 671 | 86 | 0 | 0 | 0 | 1 | 10 | 0 | 0 | 0 | P | 19 624 | | 87 | | 3 | |
| FIRAHOGAR, Salón de mobiliario, equipamiento y decoración del hogar | 1 | 28/9 | 30/9 | 4 586 | 4 586 | 0 | 0 | 0 | 1 | 38 | 0 | 1 | 0 | P | 6 464 | 17 | 381 | 11 | 12, 13 | |
| FIRAMACO, Feria de Materiales de Construcción, Reforma y Rehabilitación ENERGY Salón del ahorro energético | 1 | 28/9 | 30/9 | 1 702 | 1 336 | 22 | 0 | 0 | 2 | 58 | 1 | 0 | 0 | T | 3 164 | 61 | 381 | 11 | 5, 9 | |
| FIRANOVIOS, Salón de las bodas y las celebraciones | 1 | 9/11 | 11/11 | 4 418 | 2 544 | 20 | 0 | 0 | 2 | 86 | 1 | 0 | 0 | P | 5 517 | 5 | 381 | 11 | 3, 25 | |
| FIRAUTO, Feria del automóvil nuevo EXPOCAR, Salón del automóvil de ocasión SOBRE 2 RUEDAS, Feria de la motocicleta | 2x1 | 20/4 | 22/4 | 17 512 | 15 912 | 0 | 1 600 | 0 | 1 | 59 | 0 | 66 | 0 | P | 31 216 | 8 | 381 | 11 | 16 | |
| FIRAUTO, Feria del automóvil nuevo EXPOCAR, Salón del automóvil de ocasión SOBRE 2 RUEDAS, Feria de la motocicleta | 2x1 | 16/11 | 18/11 | 17 815 | 16 215 | 0 | 1 600 | 0 | 1 | 60 | 0 | 66 | 0 | P | 38 800 | 11 | 381 | 11 | 16 | |
| FUTURMODA, Salón Internacional de la piel, componentes y maquinaria para el calzado y la marroquinería | 2x1 | 14/3 | 15/3 | 5 264 | 4 564 | 1 364 | 0 | 0 | 10 | 258 | 78 | 485 | 145 | T | 5 090 | 994 | 20 | | 17, 25 | |
| FUTURMODA, Salón Internacional de la piel, componentes y maquinaria para el calzado y la marroquinería | 2x1 | 17/10 | 18/10 | 6 238 | 5 538 | 1 994 | 0 | 0 | 8 | 288 | 106 | 496 | 178 | T | 5 917 | 1 137 | 20 | | 17, 25 | |
| JESAL EXTETIC, Salón de estética, cosmética, belleza y peluquería | 1 | 3/3 | 5/3 | 2 241 | 1 785 | 30 | 0 | 0 | 4 | 79 | 3 | 0 | 0 | T/P | 11 377 | 21 | 381 | 11 | 14 | |
| KIDS & CO BY FATIMA CANTO, Salón de la infancia | 1 | 29/9 | 30/9 | 1 585 | 1 335 | 0 | 0 | 0 | 1 | 26 | 0 | 0 | 0 | P | 3 828 | 0 | 381 | 11 | 12, 13 | |
| MEDSEA, Salón Internacional de actividades acuáticas | 1 | 16/3 | 18/3 | 2 822 | 1 538 | 0 | 0 | 0 | 1 | 58 | 0 | 0 | 0 | T/P | 2 943 | 10 | 381 | 11 | 3, 6 | |











(*) Please refer to each national definition given at the beginning of the report

2018 EVENTS BY CITY

| | Interval Year | Opening date | Closing date | Space | | | | Exhibitors | | | | | | Visitors/Visits (*) | | Organizer | Auditor | Industry sector | | |
|---|---------------|--------------|--------------|--------|---------------------|----------------------------|----------|----------------------------|--------------------|----------------------------------|----------------------------|-------------------|----------------------------|-----------------------------|---------|-----------|---------|-----------------|----|----------------------------|
| | | | | Total | Rented Space (sq.m) | | Open air | | from ... countries | Exhibitors with their own stands | | Represented firms | | Admission for Trader/Public | Total | | | | | Foreign/ International (*) |
| | | | | | Total | Foreign/ International (*) | Total | Foreign/ International (*) | | Total | Foreign/ International (*) | Total | Foreign/ International (*) | | | | | | | |
| | | | | | | | | | | | | | | | | | | | | |
| SALON DEL MANGA, Feria del Manganime, videojuegos, cómic y juegos de rol de Alicante | 1 | 7/4 | 8/4 | 11 471 | 1 454 | 0 | 0 | 0 | 1 | 65 | 0 | 0 | 0 | P | 21 388 | 31 | 381 | 11 | 3 | |
| VG COMIC, Salón del cómic de la provincia de Alicante | 1 | 27/10 | 28/10 | 4 937 | 1 070 | 24 | 0 | 0 | 2 | 59 | 1 | 0 | 0 | P | 9 457 | 11 | 381 | 11 | 3 | |
| VIVERALIA, Salón profesional internacional de la planta ornamental y afines | 1 | 30/1 | 1/2 | 5 097 | 5 047 | 0 | 0 | 0 | 1 | 58 | 0 | 0 | 0 | T | 1 821 | 14 | 381 | 11 | 1 | |
| Erba (I) | | | | | | | | | | | | | | | | | | | | |
| FORNITORE OFFRESI | 1 | 15/2 | 17/2 | 5 274 | 5 274 | 54 | 0 | 0 | 17 | 389 | 5 | 196 | 129 | T | 8 134 | 194 | 453 | 5 | 19 | |
| Erfurt (D) | | | | | | | | | | | | | | | | | | | | |
| Grüne Tage Thüringen - The agricultural fair in Central Germany | 2 | 21/9 | 23/9 | 15 468 | 6 650 | 139 | 8 818 | | 6 | 288 | 8 | | | T/P | 30 570 | | 507 | 9 | 27 | |
| Rapid.Tech + FabCon 3.D - International Trade Show & Conference for Additive Manufacturing + FabCon 3.D - The 3D Printing Community Event | 1 | 5/6 | 7/6 | 2 930 | 2 930 | 356 | 0 | | 14 | 208 | 30 | | | T/P | 3 658 | 205 | 507 | 9 | 19 | |
| Thüringen Ausstellung Erfurt - Handicraft and Consumer Goods Exhibition | 1 | 24/2 | 4/3 | 14 392 | 14 392 | 538 | 0 | | 10 | 699 | 21 | 24 | | P | 62 384 | | 621 | 9 | 27 | |
| Erzurum (TR) | | | | | | | | | | | | | | | | | | | | |
| Agriculture, Agricultural Mechanization and Field Technologies Fair | 1 | 19/9 | 23/9 | 4 914 | 4 914 | 0 | | | | 35 | 0 | 0 | 0 | T/P | 33 787 | 76 | 737 | 16 | 1 | |
| East Anatolia - Erzurum Book Fair | 1 | 8/5 | 13/5 | 3 574 | 3 574 | 0 | | | | 81 | 0 | 0 | 0 | T/P | 101 298 | 0 | 737 | 16 | 3 | |
| Stock Breeding, Stock Breed Production Technology,Dairy Industry,Feed Industry Fair | 1 | 19/9 | 23/9 | 906 | 906 | 0 | | | | 35 | 0 | 0 | 0 | T/P | 33 787 | 76 | 737 | 16 | 1 | |
| Eskişehir (TR) | | | | | | | | | | | | | | | | | | | | |
| Book Fair | 1 | 6/10 | 14/10 | 3 000 | 3 000 | 0 | | | | 79 | 0 | 0 | 0 | T/P | 282 000 | 0 | 274 | 16 | 3 | |
| Eskişehir Book Fair | 1 | 11/12 | 16/12 | 3 021 | 3 021 | 0 | | | | 108 | 0 | 0 | 0 | T/P | 88 400 | 0 | 742 | 16 | 3 | |
| Farm Boss - Eskişehir 8.International Agricultural Fair | 1 | 20/9 | 23/9 | 3 000 | 3 000 | 0 | | | | 40 | 0 | 3 | 3 | T/P | 25 602 | 0 | 264 | 16 | 1 | |
| Essen (D) | | | | | | | | | | | | | | | | | | | | |
| E-world energy & water | 1 | 6/2 | 8/2 | 23 719 | 23 719 | 3 826 | 0 | | 26 | 786 | 160 | | | T | 22 274 | 4 254 | 508 | 9 | 9 | |
| InfraTech 2018 | 2 | 10/1 | 12/1 | 8 806 | | | | | 10 | 218 | 179 | 10 | 10 | T | 7 397 | 6 983 | 646 | | 5 | |
| IPM ESSEN - The world's leading trade fair for horticulture | 1 | 23/1 | 26/1 | 41 273 | 41 273 | 24 719 | 0 | | 45 | 1 562 | 1 001 | | | T | 41 008 | 15 296 | 508 | 9 | 1 | |
| security essen - World's leading trade fair for security | 2 | 25/9 | 28/9 | 29 004 | 29 004 | 11 546 | 0 | | 41 | 926 | 466 | | | T | 33 022 | 12 185 | 508 | 9 | 7 | |
| SHK Essen - Trade fair for sanitation, heating, air conditioning and renewable energies | 2 | 6/3 | 9/3 | 31 396 | 31 396 | 2 115 | 0 | | 16 | 562 | 57 | 18 | | T | 34 402 | 1 892 | 508 | 9 | 5 | |
| Ferrara (I) | | | | | | | | | | | | | | | | | | | | |
| REMTECH EXPO | 1 | 19/9 | 21/9 | 2 503 | 2 453 | 210 | 50 | 50 | 16 | 220 | 46 | 0 | 0 | T | 5 717 | 803 | 313 | 10 | 19 | |
| RESTAURO-MUSEI | 1 | 21/3 | 23/3 | 3 011 | 3 011 | 61 | 0 | 0 | 6 | 163 | 5 | 71 | 0 | T/P | 2 311 | 114 | 13 | 10 | 3 | |
| Firenze (I) | | | | | | | | | | | | | | | | | | | | |
| BIENNALE INTERNAZIONALE DELL'ARTE E DEL RESTAURO DI FIRENZE | 2 | 16/5 | 18/5 | 500 | 450 | 120 | 50 | 10 | 102 | 82 | 12 | 372 | 160 | T/P | 4 560 | 1 433 | 579 | 5 | 13 | |
| FRAGRANZE | 1 | 14/9 | 16/9 | 1 144 | 1 144 | 270 | 0 | 0 | | 90 | 37 | 0 | 0 | T | 2 147 | 699 | 593 | 5 | 14 | |
| MODA PRIMA 84° | 1 | 18/5 | 20/5 | 315 | 315 | 20 | 0 | 0 | | 22 | 2 | 0 | 0 | T | 953 | 652 | 593 | 5 | 25 | |
| MOSTRA INT.LE ARTIGIANATO | 1 | 21/4 | 1/5 | 12 689 | 11 432 | 3 000 | 1 257 | 50 | 35 | 794 | 165 | 0 | 0 | T/P | 103 000 | 0 | 306 | 5 | 13 | |
| PITTI IMMAGINE BIMBO | 2x1 | 18/1 | 20/1 | 16 826 | 16 826 | 6 837 | 0 | 0 | | 577 | 343 | 0 | 0 | T | 7 167 | 2 341 | 593 | 5 | 25 | |
| PITTI IMMAGINE BIMBO | 2x1 | 21/6 | 23/6 | 16 050 | 16 050 | 7 282 | 0 | 0 | | 571 | 350 | 0 | 0 | T | 5 612 | 2 143 | 593 | 5 | 25 | |
| PITTI IMMAGINE FILATI | 2x1 | 24/1 | 26/1 | 7 861 | 7 861 | 595 | 0 | 0 | | 101 | 17 | 0 | 0 | T | 4 377 | 1 779 | 593 | 5 | 25 | |
| PITTI IMMAGINE FILATI | 2x1 | 27/6 | 29/6 | 8 490 | 8 490 | 843 | 0 | 0 | | 113 | 24 | 0 | 0 | T | 5 734 | 2 807 | 593 | 5 | 25 | |
| PITTI IMMAGINE UOMO | 2x1 | 9/1 | 12/1 | 35 561 | 35 561 | 11 306 | 0 | 0 | | 1 243 | 569 | 0 | 0 | T | 28 576 | 9 110 | 593 | 5 | 25 | |
| PITTI IMMAGINE UOMO | 2x1 | 12/6 | 15/6 | 35 822 | 35 822 | 11 163 | 0 | 0 | 33 | 1 181 | 469 | 0 | 0 | T | 23 917 | 8 436 | 593 | 10 | 25 | |
| TASTE | 1 | 10/3 | 12/3 | 1 017 | 1 017 | 8 | 0 | 0 | | 551 | 7 | 0 | 0 | T | 5 148 | 411 | 593 | 5 | 2 | |

(*) Please refer to each national definition given at the beginning of the report

2018 EVENTS BY CITY

| | Interval Year | Opening date | Closing date | Space | | | | | Exhibitors | | | | | Visitors/Visits (*) | | | Organizer | Auditor | Industry sector | | |
|--|---|--------------|--------------|-------|---------------------|---------------------------|----------|---------------------------|--------------------|----------------------------------|---------------------------|-------------------|---------------------------|----------------------------|-------|---------------------------|-----------|---------|-----------------|-------|----------|
| | | | | Total | Rented Space (sq.m) | | Open air | | from ... countries | Exhibitors with their own stands | | Represented firms | | Admission for Trade/Public | Total | Foreign/International (*) | | | | | |
| | | | | | Halls | Foreign/International (*) | Total | Foreign/International (*) | | Total | Foreign/International (*) | Total | Foreign/International (*) | | | | | | | | |
| Foggia (I) | | | | | | | | | | | | | | | | | | | | | |
| | 69^ FIERA INTERNAZIONALE DELL'AGRICOLTURA E ZOOTECNIA | 1 | 28/4 | 1/5 | 4 421 | 3 055 | 56 | 1 366 | 0 | 13 | 108 | 7 | 9 | 9 | T/P | 78 289 | 2 011 | 193 | 10 | 1 | |
| Frankfurt/Main (D) | | | | | | | | | | | | | | | | | | | | | |
|  | Ambiente | 1 | 9/2 | 13/2 | 177 928 | 177 928 | 126 361 | 0 | | 88 | 4 376 | 3 544 | | | T | 133 582 | 78 432 | 509 | 9 | 13 | |
|  | Automechanika / Reifen co-located show | 2 | 11/9 | 15/9 | 182 105 | 172 880 | 122 574 | 9 225 | 1 849 | 76 | 4 942 | 4 246 | | | T | 134 622 | 82 653 | 509 | 9 | 26 | |
|  | Christmasworld with Floradecora - Seasonal Decoration at its best | 1 | 26/1 | 30/1 | 55 671 | 55 671 | 35 888 | 0 | | 43 | 1 048 | 814 | | | T | 43 450 | 27 340 | 509 | 9 | 13 | |
| | Cleanzone - International Trade Fair and Congress for Cleanroom Technology | 1 | 23/10 | 24/10 | 1 321 | 1 321 | 283 | 0 | | 10 | 78 | 23 | | | T | 799 | 302 | 509 | 9 | 19 | |
|  | Creativeworld - International Trade Fair for Hobby, Crafts and Artists' Requisites | 1 | 27/1 | 30/1 | 12 705 | 12 705 | 8 711 | 0 | | 39 | 335 | 271 | | | T | 9 266 | 6 167 | 509 | 9 | 13 | |
| | formnext - International exhibition and conference on the next generation of manufacturing technologies | 1 | 13/11 | 16/11 | 21 387 | 21 387 | 10 483 | 0 | | 32 | 632 | 342 | | | T | 26 919 | 13 098 | 502 | 9 | 19 | |
|  | Heimtextil - International Trade Fair for Home and Contract Textiles | 1 | 9/1 | 12/1 | 129 762 | 129 762 | 107 950 | 0 | | 64 | 2 973 | 2 657 | | | T | 68 584 | 49 693 | 509 | 9 | 25 | |
| | INServFM - Exhibition and Conference for facility management and industrial services | 1 | 27/2 | 1/3 | 2 447 | 2 447 | 53 | 0 | | 4 | 116 | 8 | | | T | 3 677 | 140 | 502 | 9 | 4, 19 | |
| | INTERGEO - GLOBAL HUB OF THE GEOSPATIAL COMMUNITY | 1 | 16/10 | 18/10 | 16 472 | 16 403 | 8 160 | 69 | 69 | 40 | 630 | 308 | 15 | 5 | T | 19 474 | 8 649 | 366 | 9 | 19 | See note |
|  | Light + Building - The World's Leading Trade Fair for lighting and building services technology | 2 | 18/3 | 23/3 | 152 253 | 150 422 | 81 130 | 1 831 | 1 665 | 55 | 2 719 | 1 894 | | | T | 220 864 | 115 103 | 509 | 9 | 5 | |
|  | Musikmesse - International Fair for Musical Instruments, Sheet Music, Music Production and Music Business Connections | 1 | 11/4 | 14/4 | 20 072 | 20 054 | 11 864 | 18 | 18 | 49 | 885 | 595 | | | T | 38 521 | 11 322 | 509 | 9 | 3 | |
|  | Paperworld - International Trade Fair for Stationery, Office Supplies and Writing Instruments | 1 | 27/1 | 30/1 | 38 172 | 38 172 | 30 045 | 0 | | 66 | 1 634 | 1 394 | | | T | 33 787 | 22 715 | 509 | 9 | 4 | |
|  | Prolight + Sound - International Trade Fair of Technologies and Services for Entertainment, Integrated Systems and Creation | 1 | 10/4 | 13/4 | 35 344 | 33 569 | 20 039 | 1 775 | 798 | 40 | 735 | 459 | | | T | 43 921 | 24 432 | 509 | 9 | 21 | |
|  | Tendence | 1 | 30/6 | 3/7 | 41 270 | 40 976 | 16 004 | 294 | 80 | 48 | 858 | 406 | | | T | 17 736 | 3 581 | 509 | 9 | 13 | |
| Note: Event with changing venues | | | | | | | | | | | | | | | | | | | | | |
| Gaziantep (TR) | | | | | | | | | | | | | | | | | | | | | |
| | Buildeast Building Construction Materials, Decoration and Technologies Fair | 1 | 4/10 | 7/10 | 5 000 | 5 000 | 120 | | | 4 | 35 | 1 | 3 | 3 | T/P | 7 500 | 300 | 33 | 16 | 5 | |
| | Domotex Turkey For Machine Made Carpets | 1 | 24/4 | 27/4 | 22 175 | 22 175 | 2 532 | | | 10 | 195 | 30 | 5 | 5 | T/P | 11 951 | 1 246 | 358 | 16 | 13 | |
| | Gapfood 14.Food, Food Technologies and Packaging Fair | 1 | 16/1 | 20/1 | 2 750 | 2 750 | 0 | | | 1 | 69 | 0 | 2 | 2 | T/P | 7 600 | 630 | 33 | 16 | 2 | |
| | Gapshoes 27.International Footwear, Slipper, Saddlery And Footwear Industry Suppliers Fair | 1 | 27/6 | 30/6 | 10 500 | 10 500 | 422 | | | 2 | 134 | 6 | 0 | 0 | T/P | 17 600 | 556 | 33 | 16 | 5 | |
| | Gapshoes 28.International Footwear, Slipper, Saddlery And Footwear Industry Suppliers Fair | 1 | 12/12 | 15/12 | 16 200 | 16 200 | 2 113 | | | | 253 | 28 | 5 | 5 | T/P | 29 300 | 1 095 | 33 | 16 | 5 | |
| | Gapfarm 9.Agriculture, Agriculture Technologies and Stockbreeding Fair | 1 | 16/1 | 20/1 | 10 850 | 10 850 | 28 | | | 4 | 76 | 1 | 8 | 8 | T/P | 203 000 | 845 | 33 | 16 | 1 | |
| | Gaziantep Real Estate Fair | 1 | 4/10 | 7/10 | 3 000 | 3 000 | 0 | | | | 25 | 0 | 0 | 0 | T/P | 5 000 | 150 | 33 | 16 | 15 | |
| | PENTEX 7.Cotton Knitwear, Textile and Technologies Fair | 1 | 14/2 | 17/2 | 8 202 | 8 202 | 280 | | | 3 | 152 | 4 | 8 | 8 | T/P | 18 300 | 745 | 33 | 16 | 25 | |
| Gdansk (PL) | | | | | | | | | | | | | | | | | | | | | |
| | Food-to-Go | 1 | 6/2 | 7/2 | 665 | 665 | 111 | 0 | 0 | 3 | 67 | 8 | | | T | 2 189 | 41 | 712 | 4 | 2 | |
| | MDO Gdańsk | 1 | 21/4 | 22/4 | 401 | 369 | 24 | 32 | 0 | 1 | 17 | 1 | | | P | 1 836 | 0 | 603 | 4 | 12 | |






(*) Please refer to each national definition given at the beginning of the report

2018 EVENTS BY CITY

| | Interval Year | Opening date | Closing date | Space | | | | Exhibitors | | | | Visitors/Visits (*) | | | | Organizer | Auditor | Industry sector | | |
|---|---------------|----------------------------|--------------|----------------------------|--------|----------|--------|----------------------------------|-------|----------------------------|-------|----------------------------|----------------------------|-------|----------------------------|-----------|---------|-----------------|-----------|--|
| | | | | Rented Space (sq.m) | | | | Exhibitors with their own stands | | Represented firms | | Admission for Trade/Public | Total | | | | | | | |
| | | | | Total | Halls | Open air | | from ... countries | Total | Foreign/ International (*) | Total | | Foreign/ International (*) | Total | Foreign/ International (*) | | | | | |
| | Total | Foreign/ International (*) | Total | Foreign/ International (*) | | | | | | | | | | | | | | | | |
| Real Estate | 2x1 | 3/3 | 4/3 | 638 | 638 | 0 | 0 | 0 | 1 | 47 | 0 | | | P | | | 564 | 4 | 15 | |
| Real Estate | 2x1 | 15/9 | 16/9 | 792 | 792 | 0 | 0 | 0 | 1 | 49 | 0 | | | P | | | 564 | 4 | 15 | |
| Gdynia (PL) | | | | | | | | | | | | | | | | | | | | |
| WIND & WATER | 1 | 9/8 | 12/8 | 4 406 | 0 | 0 | 4 406 | 742 | 2 | 131 | 1 | | | T/P | 12 241 | | 548 | 4 | 3 | |
| Geneva (CH) | | | | | | | | | | | | | | | | | | | | |
| Artgenève | 1 | 31/1 | 4/2 | 7 400 | 7 400 | 4 966 | 0 | 0 | 16 | 113 | 53 | 113 | 53 | P | 20 000 | 14 065 | 581 | | 3 | |
| Bébé et moi + Expo Junior | 1 | 20/4 | 22/4 | 6 000 | 6 000 | | 0 | 0 | 2 | 112 | 3 | 112 | 3 | P | 15 500 | | 581 | | 27 | |
| cité-métiers.ch, l'expo | | 20/11 | 25/11 | 13 000 | 13 000 | | 0 | 0 | | 200 | 0 | 200 | 0 | P | 91 000 | | 566 | | 8 | |
| Communica | 1 | 10/10 | 11/10 | 500 | 500 | | 0 | 0 | | 65 | 20 | 65 | 20 | P | 2 000 | 600 | 343 | | 4 | |
| EBACE | 1 | 29/5 | 31/5 | 68 480 | 18 480 | 17 561 | 50 000 | | | 399 | 279 | 399 | 279 | T | 12 900 | 10 320 | 553 | | 20 | |
| eCom, Swiss IT Business, SMARC, Retail Expo // L'événement connecté | 1 | 24/4 | 25/4 | 3 500 | 3 500 | | 0 | 0 | | 250 | 75 | 250 | 75 | T | 4 278 | 1 283 | 122 | | 21 | |
| EPHU-EMPT-SMT | 1 | 12/6 | 15/6 | 14 520 | 14 520 | 3 659 | 0 | 0 | | 815 | 152 | 815 | 152 | T | 20 000 | 3 600 | 581 | | 19 | |
| GemGenève | 1 | 10/5 | 13/5 | 5 000 | 5 000 | | 0 | 0 | | 294 | 235 | 294 | 235 | T | 8 600 | 6 880 | 581 | | 24 | |
| Geneva International Motor Show | 1 | 8/3 | 18/3 | 73 389 | 73 389 | 65 974 | 0 | 0 | 47 | 178 | 59 | 178 | 59 | T/P | 662 076 | 350 900 | 581 | | 16 | |
| Les Automnales | 1 | 2/11 | 11/11 | 35 453 | 35 453 | 34 389 | 0 | 0 | 13 | 557 | 117 | 557 | 117 | P | 140 000 | 28 000 | 581 | | 27 | |
| Planète Santé live | 1 | 4/10 | 7/10 | 5 000 | 5 000 | | 0 | 0 | | 113 | | 113 | | T/P | 31 000 | | 594 | | 22 | |
| Royaume du Web | 1 | 28/9 | 30/9 | 3 000 | 3 000 | | 0 | 0 | 3 | 30 | 3 | 30 | 3 | P | 12 000 | | 581 | | 21 | |
| Salon de la Haute Horlogerie | 1 | 15/1 | 19/1 | 22 000 | 22 000 | | 0 | 0 | | 35 | | 35 | | T/P | 20 000 | 16 875 | 302 | | 24 | |
| Salon de la Voiture d'occasion | 1 | 11/10 | 14/10 | 12 000 | 12 000 | | 0 | 0 | | 31 | | 31 | | P | 6 650 | | 45 | | 16 | |
| Salon du Livre et de la Presse | 1 | 24/4 | 29/4 | 10 000 | 10 000 | | 0 | 0 | 15 | 350 | 144 | 350 | 144 | P | 87 000 | 17 400 | 581 | | 8 | |
| Salon International des Inventions | 1 | 11/4 | 15/4 | 4 000 | 4 000 | 3 734 | 0 | 0 | 40 | 822 | 750 | 822 | 750 | T/P | 32 000 | 12 800 | 581 | | 19 | |
| Salon RH Suisse | 1 | 3/10 | 4/10 | 2 555 | 2 555 | | 0 | 0 | | 200 | | 200 | | T | 2 450 | | 109 | | 4 | |
| SIWELL | 1 | 28/4 | 29/4 | 500 | 500 | | 0 | 0 | 2 | 80 | | 80 | | T/P | 2 000 | | 344 | | 14 | |
| Utilexpo | 2 | 11/10 | 13/10 | 6 845 | 6 845 | | 0 | 0 | 2 | 53 | 1 | 53 | 1 | T | 3 000 | | 581 | | 26 | |
| Vitafoods Europe | 1 | 15/5 | 17/5 | 25 279 | 25 279 | 23 594 | 0 | 0 | 58 | 1 119 | 783 | 1 119 | 783 | T | 21 132 | 16 906 | 395 | | 22 | |
| Genova (I) | | | | | | | | | | | | | | | | | | | | |
| INTERNATIONAL BOAT SHOW | 1 | 20/9 | 25/9 | 72 220 | 15 600 | | 56 620 | | 32 | 561 | 92 | 390 | 271 | T/P | 174 610 | 35 150 | 373 | 5 | 26 | |
| Ghent (BE) | | | | | | | | | | | | | | | | | | | | |
| Belgian Boat Show | 1 | To be updated | | | | | | | | | | | | P | | | 196 | | 3 | |
| Bis | 1 | To be updated | | | | | | | | | | | | P | | | 196 | | 3, 5, 9 | |
| Countryside | 1 | To be updated | | | | | | | | | | | | P | | | 196 | | 2, 3 | |
| Facts Fall | 1 | To be updated | | | | | | | | | | | | P | | | 196 | | 3, 27 | |
| Facts Spring | 1 | To be updated | | | | | | | | | | | | P | | | 196 | | 3, 27 | |
| Green Expo | 2 | To be updated | | | | | | | | | | | | T | | | 51 | | 1, 10, 19 | |
| Health & Care | 2 | To be updated | | | | | | | | | | | | T | | | 51 | | 22 | |
| Horeca Expo | 1 | To be updated | | | | | | | | | | | | T | | | 196 | | 2, 12 | |
| Inside Out | 1 | To be updated | | | | | | | | | | | | P | | | 196 | | 2, 3 | |
| Jaarbeurs | 1 | To be updated | | | | | | | | | | | | P | | | 387 | | 3 | |
| Goes (NL) | | | | | | | | | | | | | | | | | | | | |
| Contacta.nl - Vlaams Paviljoen | 1 | To be updated | | | | | | | | | | | | T | | | 387 | | 4 | |
| Gorinchem (NL) | | | | | | | | | | | | | | | | | | | | |
| Aqua Nederland Vakbeurs - Rioleringsvakdagen | 1 | 13/3 | 15/3 | 5 033 | | | | | | 350 | | | | T | 9 532 | | 199 | | 5 | |
| Auto Prof - AMT Live | 2x1 | 16/10 | 18/10 | 8 000 | | | | | | 120 | | | | T | 7 500 | | 199 | | 16 | |
| Beauty Days | 2x1 | 26/5 | 28/5 | 5 000 | | | | | | 113 | | | | T | 3 500 | | 199 | | 14 | |
| Bouwblokjes | 3x1 | 29/12 | 30/12 | 6 177 | | | | | | 425 | | | | P | 5 000 | | 199 | | 3 | |
| Crea Weekend Najaar Evenementenhal | 3x1 | 28/9 | 30/9 | 6 177 | | | | | | 1 | | | | P | 5 213 | | 199 | | 3 | |
| Crea Weekend Voorjaar Evenementenhal | 3x1 | 2/3 | 4/3 | 5 521 | | | | | | 1 | | | | P | 3 302 | | 199 | | 3 | |
| easyFairs@ Bakkersvak | 1 | 4/3 | 5/3 | 5 000 | | | | | | | | | | T | 8 453 | | 199 | | 2 | |
| HortiContact | 1 | 20/2 | 22/2 | 10 000 | | | | | | 500 | | | | T | 14 468 | | 199 | | 1 | |











































(*) Please refer to each national definition given at the beginning of the report

2018 EVENTS BY CITY

| | Interval Year | Opening date | Closing date | Space | | | | Exhibitors | | | | Visitors/Visits (*) | | Organizer | Auditor | Industry sector | | | | |
|---|---------------|--------------|--------------|---------|---------------------|----------------------------|----------|----------------------------|--------------------|-------|----------------------------|---------------------|----------------------------|-----------|---------|-----------------|-----|----------------------------|-------|----------------------------|
| | | | | Total | Rented Space (sq.m) | | Open air | | from ... countries | Total | Foreign/ International (*) | Represented firms | | | | | | Admission for Trade/Public | Total | Foreign/ International (*) |
| | | | | | Total | Foreign/ International (*) | Total | Foreign/ International (*) | | | | Total | Foreign/ International (*) | | | | | | | |
| Interieur Collectie Dagen | 1 | 16/9 | 18/9 | 8 000 | | | | | | 93 | | | | T | 6 507 | | 199 | | 12 | |
| Kampeer & Outdoor Gorinchem | 1 | 9/2 | 11/2 | 2 250 | | | | | | 106 | | | | P | 4 000 | | 199 | | 3 | |
| Maritime Industry | 1 | 29/5 | 31/5 | 8 558 | | | | | | 500 | | | | T | 10 583 | | 199 | | 26 | |
| METAVAK | 2x1 | 30/10 | 1/11 | 6 158 | | | | | | 192 | | | | T | 9 168 | | 199 | | 19 | |
| Nationale Sport Vakbeurs | 1 | 14/11 | 15/11 | 6 000 | | | | | | 60 | | | | T | 7 500 | | 786 | | 3 | |
| Needle Art Tattoo Convention | 1 | 18/5 | 20/5 | 4 256 | | | | | | 134 | | | | P | | | 554 | | 3 | |
| Recycling | 1 | 20/11 | 22/11 | 5 375 | | | | | | 138 | | | | T | 4 535 | | 199 | | 10 | |
| Rundvee & Mechanisatie Vakdagen | 3x1 | 30/10 | 1/11 | 19 571 | | | | | | 308 | | | | T | 27 745 | | 199 | | 1 | |
| S.G.A. Vakdagen | 1 | 6/11 | 8/11 | 5 521 | | | | | | 121 | | | | T | 7 454 | | 199 | | 5 | |
| The Hair X-perience | 1 | 3/6 | 4/6 | 6 857 | | | | | | 70 | | | | T | 3 336 | | 243 | | 14 | |
| TrendZ | 1 | 26/8 | 28/8 | 5 305 | | | | | | 235 | | | | T | 11 199 | | 199 | | 27 | |
| TrendZ | 1 | 14/1 | 16/1 | 24 842 | | | | | | 235 | | | | T | 12 360 | | 199 | | 27 | |
| Vélovak | 1 | 9/9 | 11/9 | 10 000 | | | | | | 200 | | | | T | 1 518 | | 199 | | 3 | |
| Gothenburg (S) | | | | | | | | | | | | | | | | | | | | |
| Underhäll | 2 | 13/3 | 16/3 | 9 253 | 9 232 | | 21 | | 6 | 331 | | 334 | | T | 11 973 | | 706 | 14 | 19 | |
| Grenoble (F) | | | | | | | | | | | | | | | | | | | | |
| FRANCE CE GRENOBLE | 1 | 26/4 | 26/4 | 338 | 338 | 0 | 0 | 0 | | 70 | 0 | | | T | 211 | 0 | 146 | 8 | 4 | |
| MOUNTAIN PLANET (ANCIENNEMENT S.A.M) | 2 | 18/4 | 20/4 | 18 462 | 17 174 | 3 562 | 1 288 | 237 | 17 | 389 | 71 | 470 | 177 | T | 15 199 | 2 889 | 36 | 8 | 6 | |
| SEPEM INDUSTRIE - GRENOBLE | 1 | 27/3 | 29/3 | 6 441 | 6 441 | 403 | 0 | 0 | | 572 | 31 | | | T | 4 152 | 84 | 242 | 7 | 19 | |
| Hamburg (D) | | | | | | | | | | | | | | | | | | | | |
| GET Nord - Trade Fair Electrical Engineering, Sanitation, Heating, Air-Conditioning | 2 | 22/11 | 24/11 | 26 309 | 26 309 | 1 215 | 0 | | 15 | 585 | 45 | | | T | 39 426 | 1 065 | 356 | 9 | 5, 19 | |
| HansePferd Hamburg - The equestrian trade fair experience | 2 | 20/4 | 22/4 | 14 892 | 13 464 | 2 219 | 1 428 | 90 | 13 | 480 | 62 | | | P | 46 487 | 651 | 356 | 9 | 3 | |
| INTERNORGA - Europe's leading trade show for the Hotel, Restaurant, Catering, Baking and Confectionery Industry | 1 | 9/3 | 13/3 | 55 073 | 53 353 | 7 455 | 1 720 | 96 | 27 | 1 278 | 235 | | | T | 91 461 | 4 665 | 356 | 9 | 2 | |
| Nordstil - Hamburg Regional Order Days - Summer Edition | 1 | 11/8 | 13/8 | 29 571 | 29 571 | 6 373 | 0 | | 22 | 796 | 153 | | | T | 13 433 | 390 | 509 | 9 | 13 | |
| Nordstil - Hamburg Regional Order Days - Winter Edition | 1 | 13/1 | 15/1 | 35 980 | 35 980 | 6 914 | 0 | | 20 | 979 | 169 | | | T | 20 011 | 442 | 509 | 9 | 13 | |
| NORTEC - Manufacturing trade fair | 2 | 23/1 | 26/1 | 10 786 | 10 786 | 607 | 0 | | 15 | 470 | 43 | | | T | 11 514 | 265 | 356 | 9 | 19 | |
| oohh! - The LeisureWorlds of Hamburg Messe | 1 | 7/2 | 11/2 | 34 958 | 34 921 | 3 139 | 37 | | 44 | 817 | 200 | | | P | 71 194 | 783 | 356 | 9 | 6 | |
|  SMM - the leading international maritime trade fair, hamburg | 2 | 4/9 | 7/9 | 56 536 | 55 015 | 30 455 | 1 521 | 706 | 67 | 2 249 | 1 529 | 1 | 1 | T | 45 604 | 24 626 | 356 | 9 | 26 | |
| WindEnergy Hamburg - The global on- & offshore expo | 2 | 25/9 | 28/9 | 35 823 | 35 598 | 14 968 | 225 | 28 | 40 | 1 482 | 756 | | | T | 33 595 | 15 963 | 356 | 9 | 9 | |
| Hannover (D) | | | | | | | | | | | | | | | | | | | | |
| abf with B.I.G. - The big leisure fair | 1 | 31/1 | 4/2 | 44 144 | 43 586 | 1 910 | 558 | | 20 | 779 | 71 | | | P | 90 553 | | 275 | 9 | 3 | |
| ALTENPFLEGE - The Care Fair | 2 | 6/3 | 8/3 | 13 815 | 13 815 | 896 | 0 | | 16 | 554 | 54 | | | T | 24 032 | 312 | 275 | 9 | 22 | See note 1 |
|  CeMAT - World Leading Trade Fair for Intralogistics & Supply Chain Management | 2 | 23/4 | 27/4 | 45 251 | 35 622 | 17 670 | 9 629 | 3 100 | 40 | 623 | 404 | | | T | 71 867 | 23 716 | 175 | 9 | 26 | See note 2 |
| didacta - The trade fair for education and training | 1 | 20/2 | 24/2 | 30 475 | 30 247 | 1 469 | 228 | | 49 | 811 | 133 | | | T | 73 320 | 513 | 175 | 9 | 8 | See note 1 |
|  DOMOTEX - The World of Flooring | 1 | 12/1 | 15/1 | 107 734 | 107 734 | 90 386 | 0 | | 65 | 1 553 | 1 369 | | | T | 45 110 | 27 968 | 175 | 9 | 12 | |
| EnergyDecentral - International trade fair for innovative energy supply | 2 | 13/11 | 16/11 | 10 399 | 10 399 | 994 | 0 | | 14 | 332 | 38 | | | T | 30 372 | 6 408 | 181 | 9 | 9 | See note 3 |
|  EuroBLECH - International Sheet Metal Working Technology Exhibition | 2 | 23/10 | 26/10 | 89 878 | 89 878 | 47 984 | 0 | | 40 | 1 507 | 869 | | | T | 56 307 | 27 373 | 478 | 9 | 19 | |
|  EuroTier - with Energy Decentral - First in Animal Farming | 2 | 13/11 | 16/11 | 120 675 | 120 675 | 58 420 | 0 | | 61 | 2 574 | 1 505 | | | T | 154 948 | 46 742 | 181 | 9 | 19 | |




(*) Please refer to each national definition given at the beginning of the report

2018 EVENTS BY CITY

| | Interval Year | Opening date | Closing date | Space | | | | | Exhibitors | | | | | Visitors/visits (*) | | Organizer | Auditor | Industry sector | | |
|--|---------------|---------------|--------------|---------|---------------------|----------------------------|----------|----------------------------|--------------------|-------|----------------------------|-------------------|----------------------------|----------------------------|---------|-----------|---------|-----------------|---------------|----------------------------|
| | | | | Total | Rented Space (sq.m) | | Open air | | from ... countries | Total | Foreign/ International (*) | Represented firms | | Admission for Trade/PUBLIC | Total | | | | | Foreign/ International (*) |
| | | | | | Total | Foreign/ International (*) | Total | Foreign/ International (*) | | | | Total | Foreign/ International (*) | | | | | | | |
|  HANNOVER MESSE | 1 | 23/4 | 27/4 | 174 748 | 173 302 | 62 554 | 1 446 | 96 | 77 | 5 063 | 3 028 | | | T | 188 914 | 55 352 | 175 | 9 | 19 | See note 2 |
|  Hannover Messe: Digital Factory | 1 | 23/4 | 27/4 | 21 356 | 21 356 | 6 582 | 0 | | 30 | 517 | 188 | | | T | 89 734 | 29 792 | 175 | 9 | 19 | See note 3 |
|  Hannover Messe: Energy | 1 | 23/4 | 27/4 | 37 515 | 37 288 | 15 489 | 227 | | 46 | 1 003 | 651 | | | T | 84 067 | 26 481 | 175 | 9 | 9 | See note 3 |
|  Hannover Messe: Industrial Supply | 1 | 23/4 | 27/4 | 22 626 | 22 605 | 13 039 | 21 | 21 | 45 | 1 267 | 929 | | | T | 68 009 | 24 075 | 175 | 9 | 19 | See note 3 |
|  Hannover Messe: Integrated Automation, Motion & Drives | 1 | 23/4 | 27/4 | 70 801 | 69 853 | 19 917 | 948 | 75 | 38 | 1 497 | 854 | | | T | 133 184 | 44 483 | 175 | 9 | 19 | See note 3 |
|  Hannover Messe: Research & Technology | 1 | 23/4 | 27/4 | 8 922 | 8 672 | 1 478 | 250 | | 19 | 367 | 104 | | | T | 59 886 | 17 906 | 175 | 9 | 19 | See note 3 |
|  infa - Information and Sales Exhibition | 1 | 13/10 | 21/10 | 32 895 | 32 339 | 3 309 | 556 | 21 | 33 | 1 297 | 170 | | | P | 160 233 | | 275 | 9 | 27 | |
|  Pferd & Jagd - Europe's biggest exhibition for equestrian sports, hunting and fishing | 1 | 6/12 | 9/12 | 29 793 | 27 958 | 3 282 | 1 835 | | 26 | 896 | 113 | | | T/P | 94 257 | | 275 | 9 | 3 | |
| Note 1: Event with changing venues | | | | | | | | | | | | | | | | | | | | |
| Note 2: Visitor attendance determined by a representative poll in the combination of Hannover Messe/CoMat. Multiple answers were permitted | | | | | | | | | | | | | | | | | | | | |
| Note 3: Visitor attendance determined by a representative poll at Hannover Messe. Multiple answers were permitted | | | | | | | | | | | | | | | | | | | | |
| Hardenberg (NL) | | | | | | | | | | | | | | | | | | | | |
|  Auto Prof - AMT Live | 2x1 | 30/1 | 1/2 | 8 000 | | | | | | 110 | | | | T | 11 513 | | 199 | | 16 | |
|  Beauty Days | 2x1 | 20/1 | 22/1 | 5 000 | | | | | | 113 | | | | T | 6 400 | | 199 | | 14 | |
|  Bouw Compleet | 1 | 9/10 | 11/10 | 3 132 | | | | | | 207 | | | | T | 9 545 | | 199 | | 5 | |
|  Bouwblokjes | 3x1 | 5/5 | 6/5 | 6 177 | | | | | | 425 | | | | P | 6 000 | | 199 | | 3 | |
|  Bouwblokjes | 3x1 | 4/8 | 5/8 | 6 177 | | | | | | 425 | | | | P | 7 000 | | 199 | | 3 | |
|  Camperbeurs Hardenberg | 1 | 28/9 | 30/9 | 5 100 | | | | | | 68 | | | | P | 5 452 | | 199 | | 3 | |
|  Crea Weekend Najaar Evenementenhal | 3x1 | 5/10 | 7/10 | 6 177 | | | | | | 1 | | | | P | 3 912 | | 199 | | 3 | |
|  Crea Weekend Voorjaar Evenementenhal | 3x1 | 23/3 | 25/3 | 5 521 | | | | | | 1 | | | | P | 5 784 | | 199 | | 3 | |
|  De Groene Sector Vakbeurs | 1 | 9/1 | 11/1 | 7 802 | | | | | | 267 | | | | T | 17 648 | | 199 | | 1 | |
|  Elektro Vakbeurs | 1 | 11/9 | 13/9 | 8 000 | | | | | | 165 | | | | T | 13 072 | | 199 | | 18 | |
|  Empack | 1 | To be updated | | | | | | | | | | | | T | | | 196 | | 11 | |
|  Familiedagen Hardenberg | 1 | 28/2 | 2/3 | 1 813 | | | | | | 120 | | | | P | 13 267 | | 199 | | 3 | |
|  For Your Wedding | 1 | 6/10 | 7/10 | 4 000 | | | | | | 32 | | | | P | | | 178 | | 3 | |
|  Infra Relatiedagen | 1 | 6/2 | 8/2 | 8 742 | | | | | | 316 | | | | T | 16 016 | | 199 | | 5 | |
|  Installatie Vakbeurs | 1 | 11/9 | 13/9 | 6 563 | | | | | | 242 | | | | T | 13 072 | | 199 | | 19 | |
|  Kampeer & Outdoor Hardenberg | 1 | 23/2 | 25/2 | 6 000 | | | | | | 105 | | | | P | 3 500 | | 199 | | 3 | |
|  Recreatie Vakbeurs | 1 | 27/11 | 29/11 | 6 000 | | | | | | 245 | | | | T | 7 807 | | 199 | | 2, 3 | |
|  Rundvee & Mechanisatie Vakdagen | 3x1 | 27/11 | 29/11 | 19 571 | | | | | | 308 | | | | T | 18 751 | | 199 | | 1 | |
|  S.G.A. Vakdagen | 1 | 9/10 | 11/10 | 5 521 | | | | | | 121 | | | | T | | | 199 | | 5 | |
|  SVR- Vakantiebeurs | 4x1 | 27/1 | 27/1 | 2 500 | | | | | | 350 | | | | P | | | 700 | | 3 | |
|  Technische Industriële Vakbeurs (TIV) | 1 | 18/9 | 20/9 | 8 000 | | | | | | 217 | | | | T | 6 239 | | 199 | | 5, 17, 19, 26 | |
|  Transport Compleet Gorinchem | 2x1 | 13/3 | 15/3 | 5 305 | | | | | | 457 | | | | T | 11 423 | | 199 | | 26 | |
|  Transport Compleet Hardenberg | 1 | 4/9 | 6/9 | 19 809 | | | | | | 457 | | | | T | 11 437 | | 199 | | 26 | |
|  Winter Fair Hardenberg | 1 | 9/11 | 11/11 | 600 | | | | | | 164 | | | | P | 15 195 | | 199 | | 3 | |
| Hatay (TR) | | | | | | | | | | | | | | | | | | | | |
|  3.Hatay Agriculture Fair | 1 | 1/11 | 4/11 | 4 470 | 4 470 | 0 | | | 6 | 74 | 0 | 16 | 16 | T/P | 43 425 | 235 | 223 | 16 | 1 | |
|  3.Hatay Furniture Fair | 1 | 23/10 | 28/10 | 3 608 | 3 608 | 0 | | | | 49 | 0 | 0 | 0 | T/P | 47 435 | 478 | 223 | 16 | 12 | |
|  Hatay Book Fair | 1 | 20/4 | 29/4 | 3 200 | 3 200 | 0 | | | | 36 | 0 | 0 | 0 | T/P | 20 000 | 0 | 596 | 16 | 3 | |
|  Hatay Structure and Decoration, real estate, municipal needs and environmental technology fair | 1 | 11/4 | 15/4 | 5 300 | 5 300 | 0 | | | | 53 | 0 | 0 | 0 | T/P | 8 000 | 0 | 596 | 16 | 5 | |
| Helsinki (SF) | | | | | | | | | | | | | | | | | | | | |
|  ATERIA 2018 | 1 | 15/11 | 15/11 | 232 | 232 | | 0 | | 1 | 41 | | 0 | | T/P | 753 | | 722 | 12 | 2 | |
|  Auto 2018 | 2 | 9/11 | 11/11 | 18 045 | 18 045 | | 0 | | 1 | 70 | | 0 | | T | 26 893 | | 722 | 12 | 16 | |
|  Automotive Aftermarket Fair 2018 | 2 | 9/11 | 10/11 | 3 515 | 3 515 | | 0 | | 3 | 67 | | 0 | | T/P | 5 643 | | 722 | 12 | 16 | |
|  Beauty Pro 2018 | 1 | 19/10 | 21/10 | 391 | 391 | | 0 | | 5 | 32 | | 0 | | T/P | 6 680 | | 722 | 12 | 14 | |
|  Caravan 2018 | 1 | 19/1 | 21/1 | 5 110 | 5 110 | | 0 | | 4 | 41 | | 0 | | T | 56 238 | | 722 | 12 | 3 | |
|  Child Fair, OutletExpo, Hupicon and Petfriends 2018 | 1 | 20/4 | 22/4 | 5 950 | 5 950 | | 0 | | 10 | 364 | | 0 | | T | 47 030 | | 722 | 12 | 3 | |

(*) Please refer to each national definition given at the beginning of the report

2018 EVENTS BY CITY

| | Interval Year | Opening date | Closing date | Space | | | | Exhibitors | | | | Visitors/Visits (*) | | Organizer | Auditor | Industry sector | | | | |
|--|---------------|--------------|--------------|--------|---------------------|---------------------------|----------|--------------------|----------------------------------|---------------------------|-------------------|---------------------------|----------------------------|-----------|---------|-----------------|----------|-------|---------------------------|-------|
| | | | | Total | Rented Space (sq.m) | | Open air | from ... countries | Exhibitors with their own stands | | Represented firms | | Admission for Trade/Public | | | | | Total | Foreign/International (*) | |
| | | | | | Total | Foreign/International (*) | | | Total | Foreign/International (*) | Total | Foreign/International (*) | | | | | | | | Total |
| Cyber Security Nordic18 | 1 | 10/10 | 11/10 | 202 | 202 | | 0 | 3 | | | 0 | | T/P | 799 | | 722 | 12 | 7 | | |
| Doctor 2018 | 1 | 10/1 | 12/1 | 2 315 | 2 315 | | 0 | 5 | 131 | | 0 | | T/P | 6 760 | | 722 | 12 | 22 | | |
| Educa 2018 | 1 | 26/1 | 27/1 | 3 855 | 3 855 | | 0 | 6 | 318 | | 0 | | T/P | 17 869 | | 722 | 12 | 8 | | |
| Finland's Largest Indoor Amusement Park | 1 | 26/12 | 7/1 | 80 | 80 | | 0 | 1 | 14 | | 0 | | T | 22 027 | | 722 | 12 | 3 | | |
|  FinnBuild 18 | 2 | 10/10 | 12/10 | 17 926 | 17 926 | | 0 | 21 | 528 | | 0 | | T/P | 25 195 | | 722 | 12 | 5 | | |
| Finnish Nursing Exhibition 2018 | 1 | 22/3 | 23/3 | 1 332 | 1 332 | | 0 | 2 | 123 | | 0 | | T/P | 4 195 | | 722 | 12 | 22 | | |
| Gastro Helsinki 2018 | 2 | 14/3 | 16/3 | 6 296 | 6 296 | | 0 | 13 | 306 | | 0 | | T/P | 16 116 | | 722 | 12 | 2 | | |
| GoExpo Winter, GameXpo, OutletExpo syksy | 1 | 2/11 | 4/11 | 9 020 | 9 020 | | 0 | 12 | 204 | | 0 | | T | 31 536 | | 722 | 12 | 3 | | |
| GoExpo: Bicycle, Fitness, Golf, Outdoor, Kuva & Kamera, Ball Sports, Helsinki Horse Fair | 1 | 2/3 | 4/3 | 10 781 | 10 781 | | 0 | 15 | 384 | | 0 | | T | 36 504 | | 722 | 12 | 3 | | |
| Good Age 2018, Physiotherapy & Rehabilitation 2018 | 2 | 3/10 | 4/10 | 2 122 | 2 122 | | 0 | 2 | 185 | | 1 | | T/P | 4 519 | | 265 | 12 | 3 | | |
|  Habitare 2018, Habitare Pro 2018, Antiikki 2018, Hifi 2018 | 1 | 12/9 | 16/9 | 14 208 | 14 208 | | 0 | 9 | 494 | | 0 | | T/P | 59 143 | | 722 | 12 | 12 | | |
| Helsinki Boat-Afloat Show | 1 | 16/8 | 19/8 | 2 724 | 1 623 | | 1 101 | 4 | 145 | | 6 | | T | 11 646 | | 304 | 12 | 26 | | |
| Helsinki Book Fair and Wine and Food | 1 | 25/10 | 28/10 | 9 879 | 9 879 | | 0 | 12 | 425 | | 0 | | T | 85 616 | | 722 | 12 | 3 | | |
| I love me 2018 | 1 | 19/10 | 21/10 | 9 726 | 9 726 | | 0 | 13 | 427 | | 0 | | T | 49 174 | | 722 | 12 | 14 | | |
| MaatalousKonemessut 18 | 2 | 15/11 | 17/11 | 32 583 | 31 347 | | 1 236 | 5 | 375 | | 0 | | T/P | 16 820 | | 722 | 12 | 1 | | |
| Matka 2018 | 1 | 18/1 | 21/1 | 9 426 | 9 426 | | 0 | 80 | 881 | | 0 | | T/P | 63 458 | | 722 | 12 | 6 | | |
| MP 18 Motorcycle show | 1 | 2/2 | 4/2 | 11 434 | 11 327 | | 107 | 12 | 167 | | 0 | | T | 58 997 | | 722 | 12 | 16 | | |
| On the plate 2018 | 1 | 27/4 | 28/4 | 1 051 | 1 051 | | 0 | 2 | 79 | | 0 | | T | 4 317 | | 722 | 12 | 2 | | |
| PromoExpo, Yritys ja Markkinoinnin viikko 2018 | 1 | 4/9 | 5/9 | 998 | 998 | | 0 | 3 | 83 | | 0 | | T/P | 3 425 | | 722 | 12 | 4 | | |
|  PulPaper 2018, PacTec 2018, Wood & Bioenergy 2018 | 4 | 29/5 | 31/5 | 6 970 | 6 829 | | 141 | 28 | 293 | | 170 | | T/P | 7 258 | | 722 | 12 | 19 | | |
| Sijoitus Invest 2018 | 1 | 22/11 | 23/11 | 443 | 443 | | 0 | 2 | 47 | | 0 | | T/P | 3 826 | | 722 | 12 | 4 | | |
| Spring Fair 2018 | 1 | 12/4 | 15/4 | 15 155 | 15 155 | | 0 | 10 | 526 | | 0 | | P | 46 544 | | 722 | 12 | 3, 12 | | |
| Studia 2018 | 1 | 27/11 | 28/11 | 2 149 | 2 149 | | 0 | 8 | 152 | | 0 | | T | 13 021 | | 722 | 12 | 8 | | |
| The Finnish Dental Congress and Exhibition 2018 | 1 | 22/11 | 24/11 | 2 400 | 2 400 | | 0 | 8 | 110 | | 0 | | T/P | 9 149 | | 722 | 12 | 22 | | |
| Vene International Boat Show 2018 | 1 | 9/2 | 18/2 | 25 252 | 25 212 | | 40 | 11 | 318 | | 0 | | T | 64 461 | | 722 | 12 | 26 | | |
| Husum (D) | | | | | | | | | | | | | | | | | | | | |
| Nord Gastro & Hotel - Hotel and Restaurant Industry Trade Fair | 1 | 12/2 | 13/2 | 4 781 | 4 781 | 144 | 0 | 8 | 240 | 17 | | | T | 4 417 | 23 | 514 | 9 | 2 | | |
| Idar-Oberstein (D) | | | | | | | | | | | | | | | | | | | | |
| INTERGEM - International Trade Fair for Gems, Jewellery and Gemstone Objects | 1 | 28/9 | 1/10 | 1 870 | 1 870 | 195 | 0 | 9 | 114 | 16 | | | T | 1 953 | | 401 | 9 | 24 | | |
| Innsbruck (AT) | | | | | | | | | | | | | | | | | | | | |
| SENAktiv | 1 | 16/11 | 18/11 | 3 659 | 3 659 | 143 | 0 | 7 | 105 | 12 | 9 | 1 | P | 1 602 | | 156 | 1 | 5 | | |
| Irun / Gipuzkoa (E) | | | | | | | | | | | | | | | | | | | | |
| BASK'N BREW BEER FESTIVAL | 1 | 2/3 | 3/3 | 2 075 | 2 075 | | | 4 | 28 | | 1 | 4 | 2 | P | 3 500 | | 297, 814 | 11 | 2 | |
| BIOTERRA, 15ª EDICIÓN | 1 | 1/6 | 3/6 | 1 812 | 1 812 | | | | 170 | 8 | 170 | | T/P | 12 054 | 482 | 297 | 11 | 2, 10 | | |
| CARAVANTUR, 2ª EDICIÓN | 1 | 11/5 | 13/5 | 2 860 | 2 860 | | | 1 | 21 | 0 | 0 | 0 | P | 11 867 | | 297, 798 | 11 | 16 | | |
| FERIA DE NAVIDAD DE LA COSTA VASCA, 13ª edición | 1 | 6/12 | 9/12 | 1 170 | 1 170 | | | 2 | 110 | 2 | 16 | | P | 16 850 | | 297 | 11 | 3 | | |
| GO MOBILITY, 1ª edición | 2 | 27/11 | 28/11 | 1 874 | 1 694 | 132 | 180 | 3 | 69 | 11 | 16 | | T | 1 532 | 135 | 297, 802 | 11 | 16 | | |
| TURISLAN, 2ª EDICION | 1 | 26/2 | 27/2 | 2 075 | 2 075 | | | 2 | 65 | 2 | 0 | 0 | P | 2 619 | | 297, 802 | 11 | 8 | | |
| Isparta (TR) | | | | | | | | | | | | | | | | | | | | |
| 2. Isparta Book Fair | 1 | 2/3 | 11/3 | 9 000 | 9 000 | 0 | | | 65 | 0 | 0 | 0 | T/P | 262 743 | 0 | 551 | 16 | 3 | | |
| Agriculture and Livestock Fair | 1 | 1/11 | 4/11 | 7 850 | 7 850 | 0 | | | 82 | 0 | 13 | 13 | T/P | 47 000 | 0 | 174 | 16 | 1 | | |
| Isparta Santek Construction, Decoration and Furniture Products | 1 | 2/5 | 6/5 | 5 600 | 5 600 | 0 | | | 88 | 0 | 0 | 0 | T/P | 28 000 | 0 | 174 | 16 | 5 | | |
| Rose and Rose Products Fair | 1 | 11/5 | 15/5 | 1 957 | 1 957 | 0 | | | 38 | 0 | 0 | 0 | T/P | 87 316 | 0 | 355 | 16 | 14 | | |

(*) Please refer to each national definition given at the beginning of the report

2018 EVENTS BY CITY

| | Interval Year | Opening date | Closing date | Space | | | | Exhibitors | | | | Visitors/Visits (*) | | | | Organizer | Auditor | Industry sector | | |
|--|---------------|--------------|--------------|---------------------|--------|---------------------------|----------|----------------------------------|--------------------|-------------------|---------------------------|----------------------------|---------------------------|---------------------------|---------|-----------|----------|-----------------|----|---------------------------|
| | | | | Rented Space (sq.m) | | | | Exhibitors with their own stands | | Represented firms | | Admission for Trade/Public | Foreign/International (*) | | | | | | | |
| | | | | Total | Halls | | Open air | | from ... countries | Total | Foreign/International (*) | | Total | Foreign/International (*) | Total | | | | | Foreign/International (*) |
| | | | | | Total | Foreign/International (*) | Total | Foreign/International (*) | | | | | | | | | | | | |
| Istanbul (TR) | | | | | | | | | | | | | | | | | | | | |
| 1. Industry 4.0 Applications Summit and Exhibition | 1 | 16/10 | 18/10 | 504 | 504 | 0 | | | 32 | 0 | 8 | 8 | T/P | 6 151 | 20 | 693 | 16 | 27 | | |
| 11.International Solarex Solar Energy and Technologies Exhibition | 1 | 5/4 | 7/4 | 10 627 | 10 627 | 1 238 | | | 16 | 225 | 29 | 44 | 44 | T/P | 20 700 | 6 298 | 767 | 16 | 9 | |
| 11.KIDS Turkey Toys, Kids, Licences, Games and Gaming Equipments | 1 | 4/10 | 7/10 | 7 155 | 7 155 | 397 | | | 4 | 117 | 21 | 17 | 17 | T/P | 4 834 | 182 | 690 | 16 | 3 | |
| 12.Hajj and Umrah Tours Service Fair | 1 | 14/9 | 15/9 | 2 000 | 2 000 | 1 000 | | | 2 | 100 | 60 | 20 | 20 | T/P | 1 500 | 300 | 351 | 16 | 2 | |
| 12.Real Estate Exhibition and the Arab-Turkish Summit | 1 | 28/4 | 29/4 | 2 200 | 2 200 | 540 | | | 5 | 50 | 17 | 0 | 0 | T/P | 8 012 | 3 919 | 425 | 16 | 15 | |
| 13th International Ideal Home Housewares, Glasswares, Decorative Products and Dowry Fair | 1 | 29/3 | 1/4 | 8 020 | 8 020 | 45 | | | 3 | 96 | 4 | 0 | 0 | T/P | 10 215 | 949 | 468 | 16 | 13 | |
| 14.Turkey Call Center Expo | 1 | 6/11 | 7/11 | 273 | 273 | 9 | | | 1 | 20 | 1 | 0 | 0 | T/P | 1 100 | 22 | 389 | 16 | 5 | |
| 15th International Istanbul Yarn Fair 2018 | 1 | 14/4 | 17/4 | 7 093 | 7 093 | 1 685 | | | 15 | 308 | 163 | 32 | 32 | T/P | 12 498 | 2 729 | 740 | 16 | 25 | |
| 17. Istanbul Retail Fair | 1 | 28/11 | 29/11 | 1 693 | 1 693 | 79 | | | 22 | 73 | 10 | 10 | 10 | T/P | 4 046 | 83 | 686 | 16 | 4 | |
| 2. Istanbul Education and Career Fair | 1 | 3/4 | 4/4 | 1 596 | 1 596 | 35 | | | 1 | 75 | 1 | 0 | 0 | T/P | | 0 | 214 | 16 | 8 | |
| 2. Turkish-Arab Real Estate, Project, Investment, Investment Fund Fair | 1 | 21/11 | 24/11 | 22 150 | 22 150 | 1 482 | | | 18 | 450 | 55 | 0 | 0 | T/P | 97 432 | 13 425 | 412 | 16 | 27 | |
| 2.Analytech"Analysis and Laboratory Technology, Equipment Exhibition" | 1 | 19/4 | 21/4 | 2 042 | 2 042 | 36 | | | 1 | 87 | 1 | 57 | 57 | T/P | 4 370 | 378 | 32 | 16 | 17 | |
| 2.Turkish-Arabic Hotel, Restaurant, Cafe, Pastry Equipment, hospitality, accomodation technologies and food services suppliers expo, Business Organisation | 1 | 2/5 | 4/5 | 1 500 | 1 500 | 0 | | | 15 | 41 | 0 | 0 | 0 | T/P | 1 500 | 1 050 | 729 | 16 | 2 | |
| 22.International Security System, Services, Equipment and RFID Exhibition | 1 | 11/10 | 14/10 | 6 076 | 6 076 | 246 | | | 11 | 150 | 28 | 70 | 70 | T/P | 17 395 | 1 043 | 488 | 16 | 7 | |
| 29th International Zuchex Housewares Housewares, Decorative Articles and Small Electrical Appliances Fair | 1 | 13/9 | 16/9 | 31 953 | 31 953 | 2 125 | | | | 472 | 152 | 0 | 0 | T/P | 29 783 | 4 142 | 468 | 16 | 13 | |
| 2nd Istanbul Hardware Fair | 1 | 15/3 | 18/3 | 4 770 | 4 770 | 18 | | | 3 | 104 | 2 | 3 | 3 | T/P | 8 584 | 311 | 767 | 16 | 5 | |
| 3. International Roads, Bridges and Tunnels Fair | 1 | 3/10 | 6/10 | 3 990 | 3 990 | 716 | | | 15 | 132 | 26 | 10 | 10 | T/P | 4 658 | 114 | 493 | 16 | 5 | |
| 3. Process Solution Engineering, Modernization in factories forum and exhibition | 1 | 18/9 | 20/9 | 738 | 738 | 0 | | | | 48 | 0 | 13 | 13 | T/P | 1 934 | 5 | 693 | 16 | 27 | |
| 3. World Islam Health ongress and Fair | 1 | 15/12 | 17/12 | 600 | 600 | 0 | | | | 41 | 0 | 0 | 0 | T/P | 2 500 | 500 | 589 | 16 | 22 | |
| 3.Turkish-Arabic Agriculture&Agricultural Technologies Expo, Business Organisation | 1 | 2/5 | 4/5 | 1 500 | 1 500 | 0 | | | 15 | 43 | 0 | 0 | 0 | T/P | 1 500 | 1 050 | 729 | 16 | 1 | |
| 34nd International Mothers Babies Children Products Fair | 1 | 10/1 | 13/1 | 14 937 | 14 937 | 180 | | | 4 | 249 | 10 | 28 | 28 | T/P | 8 621 | 2 468 | 746 | 16 | 3 | |
| 35.International Istanbul children baby maternity industry expo | 1 | 17/7 | 20/7 | 4 316 | 4 316 | 57 | | | 3 | 84 | 3 | 1 | 1 | T/P | 2 714 | 989 | 746 | 16 | 3 | |
| 37.Book And Culture Fair | 1 | 22/5 | 10/6 | 4 000 | 4 000 | 0 | | | | 210 | 0 | 0 | 0 | T/P | | | 753 | 16 | 3 | |
| 37.International Istanbul Book Fair | 1 | 10/11 | 18/11 | 16 538 | 16 538 | 133 | | | 23 | 583 | 7 | 88 | 88 | T/P | 611 444 | 252 | 742 | 16 | 3 | |
| 4. Robot Investments Forum abd Exhibition | 1 | 16/10 | 18/10 | 1 827 | 1 827 | 0 | | | 2 | 80 | 0 | 29 | 29 | T/P | 6 144 | 21 | 693 | 16 | 27 | |
| 4.China Products Fair | 1 | 31/5 | 2/6 | 5 958 | 5 958 | 5 913 | | | 1 | 334 | 329 | 0 | 0 | T/P | 13 459 | 1 168 | 673, 811 | 16 | 27 | |
| 4.International Fastener Fair Turkey | 1 | 1/3 | 3/3 | 3 882 | 3 882 | 410 | | | 13 | 189 | 58 | 17 | 17 | T/P | 2 900 | 325 | 479 | 16 | 5 | |
| 41th Yapı - Turkeybuild Istanbul 2018 | 1 | 8/5 | 12/5 | 33 353 | 33 353 | 997 | | | 16 | 796 | 71 | 165 | 165 | T/P | 85 923 | 7 070 | 782 | 16 | 5 | |
| 5. Mosque Construction Equipment exhibition | 1 | 12/4 | 15/4 | 5 450 | 5 450 | 0 | | | | 87 | 0 | 5 | 5 | T/P | 8 000 | 650 | 605 | 16 | 5 | |
| 5.Eksposhoes İstanbul Footwear Leather Goods Fashion Fair | 1 | 8/5 | 11/5 | 4 510 | 4 510 | 0 | | | | 101 | 0 | 8 | 8 | T/P | 6 320 | 1 109 | 217 | 16 | 5 | |
| 5.International Sleep Well Expo 2018 | 1 | 26/9 | 29/9 | 6 024 | 6 024 | 212 | | | 4 | 69 | 5 | 0 | 0 | T/P | 3 059 | 684 | 767 | 16 | 13 | |

(*) Please refer to each national definition given at the beginning of the report

2018 EVENTS BY CITY

| | Interval Year | Opening date | Closing date | Space | | | | Exhibitors | | | | | | Visitors/Visits (*) | | Organizer | Auditor | Industry sector | | |
|---|---------------|---------------|--------------|--------|---------------------|---------------------------|----------|---------------------------|--------------------|----------------------------------|---------------------------|-------------------|---------------------------|----------------------------|---------|-----------|----------|-----------------|-------|---------------------------|
| | | | | Total | Rented Space (sq.m) | | Open air | | from ... countries | Exhibitors with their own stands | | Represented firms | | Admission for Trade/Public | Total | | | | | Foreign/International (*) |
| | | | | | Total | Foreign/International (*) | Total | Foreign/International (*) | | Total | Foreign/International (*) | Total | Foreign/International (*) | | | | | | | |
| | | | | | | | | | | | | | | | | | | | | |
| 5. Turkish-Arab Construction-Building Materials and Technologies Fair, Bilateral Meetings | 1 | 20/11 | 22/11 | 2 000 | 2 000 | 0 | | | 22 | 28 | 0 | 0 | 0 | T/P | 2 000 | 1 500 | 729 | 16 | 15 | |
| 5. Turkish-Arabic Food & Food Technologies Expo, Business Organisation | 1 | 2/5 | 4/5 | 2 000 | 2 000 | 0 | | | 15 | 103 | 0 | 0 | 0 | T/P | 1 500 | 1 050 | 729 | 16 | 2 | |
| 5th Dams & Hydropower Fair | 1 | 29/3 | 31/3 | 1 104 | 1 104 | 52 | | | | 43 | 3 | 5 | 5 | T/P | 626 | 28 | 172 | 16 | 9 | |
| 6. Scaffolding and Formwork Fair | 1 | 29/3 | 1/4 | 5 741 | 5 741 | 196 | | | | 69 | 3 | 6 | 6 | T/P | 3 470 | 157 | 172 | 16 | 5 | |
| 6. Eksposhoes Istanbul Footwear Leather Goods Fashion Fair | 1 | 6/11 | 9/11 | 4 860 | 4 860 | 0 | | | | 112 | 0 | 10 | 10 | T/P | 6 962 | 1 486 | 217 | 16 | 5 | |
| 6. International Istanbul Smart Grid and Cities, energy, IT, Congress and Fair | 1 | 25/4 | 26/4 | 10 415 | 10 415 | 253 | | | 14 | 140 | 22 | 12 | 12 | T/P | 7 000 | 1 590 | 365 | 16 | 9 | |
| 7th Istanbul Hunting, Arms And Outdoor Sports Fair | 1 | 10/5 | 13/5 | 8 100 | 8 100 | 138 | | | 30 | 142 | 9 | 21 | 21 | T/P | 6 050 | 490 | 208 | 16 | 3 | |
| 7th Istanbul University Preference Exhibition | 1 | 4/8 | 6/8 | 2 844 | 2 844 | 12 | | | 1 | 108 | 1 | 0 | 0 | T/P | 67 840 | 0 | 214 | 16 | 8 | |
| 9th Energy Efficiency Forum & Exhibition | 1 | 29/3 | 30/3 | 1 157 | 1 157 | 0 | | | | 58 | 0 | 11 | 11 | T/P | | | 12 | 16 | 9 | |
| A@W Istanbul | 1 | To be updated | | | | | | | | | | | | T | | | 779 | | 5, 12 | |
| ACE OF M.I.C.E. Exhibition | 1 | 21/2 | 23/2 | 5 201 | 5 201 | 608 | | | 30 | 181 | 30 | 28 | 28 | T/P | 15 872 | 1 252 | 732 | 16 | 2 | |
| AIREX -Istanbul Airshow 12th. International Civil Aviation And Airports Exhibition | 1 | 27/9 | 30/9 | 17 124 | 17 124 | 9 314 | | | 8 | 90 | 10 | 4 | 4 | T/P | 23 716 | 1 753 | 532 | 16 | 20 | |
| Akare Study Abroad Fairs | 1 | 3/3 | 4/3 | 1 353 | 1 353 | 1 157 | | | 25 | 69 | 59 | 5 | 5 | T/P | 2 641 | 12 | 31 | 16 | 8 | |
| Akare Study Abroad Fairs | 1 | 5/3 | 5/3 | 2 055 | 2 055 | 1 698 | | | 21 | 46 | 38 | 5 | 5 | T/P | 731 | 6 | 31 | 16 | 8 | |
| Akare Study Abroad Fairs | 1 | 13/10 | 14/10 | 510 | 510 | 420 | | | 16 | 86 | 70 | 3 | 3 | T/P | 2 842 | 0 | 31 | 16 | 8 | |
| Akare Study Abroad Fairs | 1 | 16/10 | 16/10 | 510 | 510 | 420 | | | 16 | 59 | 47 | 0 | 0 | T/P | 2 836 | 0 | 31 | 16 | 8 | |
| Ankiros 2018 14. International Iron-Steel & Foundry Technology, Machinery And Products Trade Fair | 1 | 25/10 | 27/10 | 17 152 | 17 152 | 2 385 | | | 44 | 940 | 125 | 491 | 491 | T/P | 17 197 | 2 657 | 359 | 16 | 19 | |
| Annofer 2018 13. International Non-Ferrous Metals Technology, Machinery And Products Trade Fair | 1 | 25/10 | 27/10 | 17 152 | 17 152 | 2 385 | | | 44 | 940 | 125 | 491 | 491 | T/P | 17 197 | 2 657 | 359 | 16 | 19 | |
| ARCHITECT@WORK TURKEY | 1 | 23/11 | 24/11 | 720 | 720 | 132 | | | 7 | 60 | 11 | 25 | 25 | T/P | 2 061 | 71 | 779 | 16 | 5 | |
| Architecture & Design | 1 | 6/4 | 7/4 | 989 | 989 | 0 | | | | 52 | 0 | 12 | 12 | T/P | 4 959 | 302 | 101 | 16 | 5 | |
| Armasad Beach Fair | 1 | 9/2 | 11/2 | 1 000 | 1 000 | 0 | | | | 45 | 0 | 0 | 0 | T/P | 9 123 | 93 | 589 | 16 | 1 | |
| ARTIST 2018 28th Istanbul Art fair | 1 | 10/11 | 18/11 | 4 370 | 4 370 | 140 | | | 2 | 55 | 3 | 0 | 0 | T/P | 611 444 | 252 | 742 | 16 | 3 | |
| ATRAX'2018 | 1 | 1/2 | 3/2 | 7 800 | 7 800 | 620 | | | 9 | 162 | 30 | 48 | 48 | T/P | 9 124 | 2 150 | 730 | 16 | 27 | |
| Automechanika Istanbul International Trade Fair for Automotive Manufacturing, Distribution and Repair | 1 | 5/4 | 8/4 | 38 463 | 38 463 | 8 804 | | | 36 | 1 351 | 663 | 54 | 54 | T/P | 45 979 | 10 716 | 358, 511 | 16 | 16 | |
| AYMOD 20. International Footwear Fashion Fair | 1 | 4/4 | 7/4 | 27 948 | 27 948 | 356 | | | 5 | 372 | 19 | 0 | 0 | T/P | 41 926 | 5 157 | 602 | 16 | 5 | |
| AYMOD 21. International Footwear Fashion Fair | 1 | 3/10 | 6/10 | 30 049 | 30 049 | 416 | | | 5 | 414 | 24 | 0 | 0 | T/P | 20 680 | 2 850 | 602 | 16 | 5 | |
| AYSAF 20. International Footwear Industry Suppliers Fair | 1 | 9/5 | 12/5 | 20 336 | 20 336 | 505 | | | 6 | 318 | 36 | 0 | 0 | T/P | 10 910 | 1 892 | 602 | 16 | 5 | |
| AYSAF 21. International Footwear Industry Suppliers Fair | 1 | 28/11 | 1/12 | 19 651 | 19 651 | 761 | | | 7 | | 40 | 0 | 0 | T/P | 16 133 | 4 634 | 602 | 16 | 5 | |
| BAKAF 2018 West Blacksea Fair | 1 | 27/6 | 30/6 | 2 392 | 2 392 | 50 | | | 4 | 58 | 1 | 10 | 10 | T/P | 4 696 | 220 | 409 | 16 | 2 | |
| BE Digital Management Fair 2018 | 1 | 8/5 | 10/5 | 1 750 | 1 750 | 0 | | | | 67 | 0 | 0 | 0 | T/P | 4 028 | 0 | 248 | 16 | 4 | |
| Be My Dealer? Franchising and Brand Dealership Trade Fair | 1 | 11/10 | 14/10 | 10 862 | 10 862 | 330 | | | 10 | 305 | 16 | 24 | 24 | T/P | 22 680 | 1 750 | 496 | 16 | 4 | |
| Beauty & Care 2018 -29th Beauty, Care, Product and Equipments Fair | 1 | 22/3 | 25/3 | 5 147 | 5 147 | 1 236 | | | 10 | 207 | 2 | 133 | 133 | T/P | 21 480 | 1 312 | 719 | 16 | 14 | |
| Beauty Eurasia 2018 14. International Exhibition For Cosmetics, Beauty and Coiffeur | 1 | 12/4 | 14/4 | 6 039 | 6 039 | 1 591 | | | 24 | 289 | 130 | 0 | 0 | T/P | 10 090 | 2 058 | 191, 816 | 16 | 14 | |
| Biotechnica "International Biotechnology, Life Sciences and Industries Exhibition" | 1 | 19/4 | 21/4 | 1 883 | 1 883 | 36 | | | 3 | 76 | 3 | 58 | 58 | T/P | 4 370 | 378 | 32 | 16 | 27 | |
| Boat Show Eurasia | 1 | 17/2 | 25/2 | 14 515 | 14 515 | 0 | | | 16 | 88 | 0 | 28 | 28 | T/P | 46 420 | 978 | 764 | 16 | 3 | |
| Boat Show Eurasia | 1 | 2/10 | 8/10 | 3 200 | 3 200 | 0 | | | 12 | 54 | 0 | 22 | 22 | T/P | 37 596 | 385 | 764 | 16 | 3 | |

(*) Please refer to each national definition given at the beginning of the report

2018 EVENTS BY CITY

| | Interval Year | Opening date | Closing date | Space | | | | Exhibitors | | | | Visitors/Visits (*) | | | | Organizer | Auditor | Industry sector | | |
|-----|---------------|--------------|--------------|---------------------|--------|---------------------------|----------|----------------------------------|--------------------|-------------------|---------------------------|----------------------------|---------------------------|---------------------------|---------|-----------|---------|-----------------|----|---------------------------|
| | | | | Rented Space (sq.m) | | | | Exhibitors with their own stands | | Represented firms | | Admission for Trade/Public | Foreign/International (*) | | | | | | | |
| | | | | Total | Halls | | Open air | | from ... countries | Total | Foreign/International (*) | | Total | Foreign/International (*) | Total | | | | | Foreign/International (*) |
| | | | | | Total | Foreign/International (*) | Total | Foreign/International (*) | | | | Total | | | | | | | | |
| | 1 | 15/3 | 18/3 | 1 008 | 1 008 | 0 | | | | 41 | 0 | 0 | 0 | T/P | 20 023 | 0 | 10 | 16 | 3 | |
| | 1 | 20/9 | 23/9 | 25 806 | 25 806 | 756 | | | 23 | 410 | 52 | 216 | 216 | T/P | 37 688 | 3 206 | 740 | 16 | 25 | |
| | 1 | 4/12 | 6/12 | 5 074 | 5 074 | 205 | | | 2 | 63 | 2 | 0 | 0 | T/P | 7 856 | 1 618 | 412 | 16 | 5 | |
| | 1 | 6/6 | 10/6 | 3 470 | 3 470 | 0 | | | | 38 | 0 | 0 | 0 | T/P | 32 085 | 218 | 602 | 16 | 27 | |
| Ufi | 1 | 23/1 | 28/1 | 65 704 | 65 704 | 856 | | | 7 | 474 | 24 | 0 | 0 | T/P | 189 934 | 63 655 | 412 | 16 | 12 | |
| | 1 | 19/9 | 23/9 | 6 275 | 6 275 | 2 335 | | | 22 | 83 | 54 | 0 | 0 | T/P | 74 000 | 5 000 | 388 | 16 | 3 | |
| | 1 | 11/12 | 12/12 | 791 | 791 | 0 | | | | 58 | 0 | 0 | 0 | T/P | 2 533 | 13 | 592 | 16 | 27 | |
| | 1 | 15/2 | 18/2 | 8 359 | 8 359 | 27 | | | 2 | 117 | 2 | 14 | 14 | T/P | 12 615 | 984 | 172 | 16 | 5 | |
| | 1 | 17/3 | 17/3 | 1 000 | 1 000 | 30 | | | | 21 | 1 | 18 | 18 | T/P | 120 | 2 | 408 | 16 | 8 | |
| | 1 | 20/10 | 20/10 | 1 000 | 1 000 | 40 | | | | 21 | 2 | 15 | 15 | T/P | 210 | 4 | 408 | 16 | 8 | |
| | 1 | 17/11 | 18/11 | 270 | 270 | 252 | | | 12 | 45 | 42 | 0 | 0 | T/P | 2 158 | 0 | 703 | 16 | 8 | |
| | 1 | 1/3 | 2/3 | 700 | 700 | 0 | | | | 32 | 0 | 0 | 0 | T/P | 9 742 | 0 | 115 | 16 | 8 | |
| | 1 | 10/8 | 11/8 | 819 | 819 | 0 | | | | 40 | 0 | 0 | 0 | T/P | 1 025 | 0 | 115 | 16 | 8 | |
| | 1 | 17/11 | 17/11 | 1 000 | 1 000 | 80 | | | | 23 | 4 | 15 | 15 | T/P | 320 | 12 | 408 | 16 | 8 | |
| | 1 | 25/1 | 28/1 | 23 600 | 23 600 | 1 957 | | | 50 | 1 065 | 188 | 0 | 0 | T/P | 36 440 | 3 433 | 191 | 16 | 2 | |
| | 1 | 11/1 | 14/1 | 2 276 | 2 276 | 0 | | | | 54 | 0 | 0 | 0 | T/P | 4 476 | 233 | 410 | 16 | 9 | |
| Ufi | 1 | 31/10 | 3/11 | 41 796 | 41 796 | 1 787 | | | 40 | 1 111 | 121 | 342 | 342 | T/P | 58 518 | 8 101 | 631 | 16 | 5 | |
| Ufi | 1 | 9/2 | 18/2 | 24 909 | 24 909 | 185 | | | 3 | 233 | 3 | 54 | 54 | T/P | 67 140 | 4 352 | 602 | 16 | 3 | |
| | 1 | 7/3 | 10/3 | 4 468 | 4 468 | 72 | | | 3 | 93 | 5 | 1 | 1 | T/P | 70 909 | 10 046 | 631 | 16 | 27 | |
| | 1 | 7/3 | 10/3 | 10 031 | 10 031 | 661 | | | 17 | 233 | 37 | 100 | 100 | T/P | 70 909 | 10 046 | 631 | 16 | 27 | |
| Ufi | 1 | 7/3 | 10/3 | 24 990 | 24 990 | 365 | | | 16 | 317 | 26 | 33 | 33 | T/P | 70 909 | 10 046 | 631 | 16 | 27 | |
| | 1 | 14/2 | 16/2 | 1 453 | 1 453 | 1 130 | | | 31 | 133 | 81 | 0 | 0 | T/P | 2 713 | 1 786 | 115 | 16 | 8 | |
| Ufi | 1 | 24/4 | 28/4 | 61 986 | 61 986 | 4 067 | | | 20 | 846 | 137 | 0 | 0 | T/P | 135 158 | 50 193 | 412 | 16 | 13 | |
| Ufi | 1 | 22/3 | 25/3 | 17 541 | 17 541 | 2 219 | | | 42 | 854 | 212 | 259 | 259 | T/P | 35 832 | 6 104 | 631 | 16 | 22 | |
| | 1 | 29/11 | 2/12 | 3 104 | 3 104 | 192 | | | 19 | 94 | 11 | 77 | 77 | T/P | 12 464 | 169 | 491 | 16 | 27 | |
| | 1 | 9/5 | 11/5 | 2 800 | 2 800 | 0 | | | | 78 | 0 | 0 | 0 | T/P | 4 200 | 25 | 172 | 16 | 27 | |
| | 1 | 6/12 | 9/12 | 6 400 | 6 400 | 194 | | | 12 | 82 | 8 | 35 | 35 | T/P | 7 206 | 1 015 | 294 | 16 | 4 | |
| | 1 | 7/5 | 10/5 | 732 | 732 | 261 | | | 18 | 51 | 20 | 8 | 8 | T/P | 2 000 | 663 | 493 | 16 | 5 | |
| | 1 | 31/10 | 3/11 | 3 636 | 3 636 | 0 | | | 13 | 106 | 0 | 31 | 31 | T/P | 58 518 | 8 101 | 631 | 16 | 2 | |
| | 1 | 5/9 | 8/9 | 14 803 | 14 803 | 931 | | | 16 | 332 | 63 | 0 | 0 | T/P | 20 457 | 6 445 | 412 | 16 | 2 | |
| | 1 | 6/11 | 11/11 | 29 176 | 29 176 | 0 | | | | 170 | 0 | 0 | 0 | T/P | 74 358 | 5 906 | 602 | 16 | 12 | |




(*) Please refer to each national definition given at the beginning of the report

2018 EVENTS BY CITY

| | Interval Year | Opening date | Closing date | Space | | | | Exhibitors | | | | Visitors/Visits (*) | | | | Organizer | Auditor | Industry sector | | |
|--|---------------|--------------|--------------|--------|---------------------|---------------------------|----------|---------------------------|--------------------|----------------------------------|---------------------------|---------------------|---------------------------|----------------------------|---------------------------|-----------|----------|-----------------|----|---------------------------|
| | | | | Total | Rented Space (sq.m) | | Open air | | from ... countries | Exhibitors with their own stands | | Represented firms | | Admission for Trade/Public | Foreign/International (*) | | | | | |
| | | | | | Total | Foreign/International (*) | Total | Foreign/International (*) | | Total | Foreign/International (*) | Total | Foreign/International (*) | | | | | | | |
| | | | | | | | | | | | | | | | Total | | | | | Foreign/International (*) |
| GameX/Computer 2018 43.International GameX/Complex Digital Games Computer and Robot Technologies Fair | 1 | 6/9 | 9/9 | 15 700 | 15 700 | 3 742 | | | | 106 | 19 | 14 | 14 | T/P | 152 483 | 3 080 | 645 | 16 | 5 | |
| Gaming İstanbul Digital Entertainment and Game Fair | 1 | 1/2 | 4/2 | 3 366 | 3 366 | 809 | | | 8 | 46 | 14 | 8 | 8 | T/P | 25 080 | 189 | 337 | 16 | 5 | |
| GESS Turkey 2018 | 1 | 25/10 | 27/10 | 573 | 573 | 93 | | | 7 | 33 | 8 | 0 | 0 | T/P | 1 789 | 186 | 385 | 16 | 8 | |
| Greatest Dental Equipments and Materials Exhibition | 1 | 26/10 | 28/10 | 1 150 | 1 150 | 27 | | | 2 | 51 | 4 | 21 | 21 | T/P | 5 209 | 158 | 762 | 16 | 22 | |
| GTZ Youth Fair | 1 | 27/4 | 28/4 | 984 | 984 | 0 | | | | 52 | 0 | 0 | 0 | T/P | 1 700 | 34 | 392 | 16 | 27 | |
| Halal Expo | 1 | 29/11 | 2/12 | 14 257 | 14 257 | 5 064 | | | 34 | 316 | 114 | 0 | 0 | T/P | 38 750 | 4 985 | 59 | 16 | 2 | |
| Hefi Home Electronics Fair İstanbul | 1 | 20/6 | 23/6 | 3 126 | 3 126 | 24 | | | 4 | 91 | 2 | 2 | 2 | T/P | 3 472 | 367 | 78 | 16 | 13 | |
| Heritage İstanbul 2018 3.Restoration, Archeology and Museology Technologies Fair & Conference | 1 | 12/4 | 14/4 | 1 389 | 1 389 | 91 | | | 21 | 98 | 5 | 16 | 16 | T/P | 7 823 | 328 | 719 | 16 | 3 | |
| HIGHTEX 2018 7th International Technical Textile and Nonwoven Trade Fair | 1 | 14/4 | 17/4 | 1 275 | 1 275 | 851 | | | 7 | 68 | 48 | 3 | 3 | T/P | 58 942 | 14 248 | 742, 820 | 16 | 25 | |
| HIMSS Eurasia Health IT Fair | 1 | 25/10 | 27/10 | 3 600 | 3 600 | 400 | | | | 47 | 4 | 20 | 20 | T/P | 1 722 | 125 | 218 | 16 | 22 | |
| Home and Concept Fair | 1 | 8/3 | 11/3 | 9 426 | 9 426 | 0 | | | | 113 | 0 | 0 | 0 | T/P | 8 318 | 512 | 632 | 16 | 13 | |
| Home and Concept Fair | 1 | 29/11 | 2/12 | 88 000 | 88 000 | 0 | | | | 990 | 0 | 0 | 0 | T/P | 6 950 | 430 | 632 | 16 | 13 | |
| Hometex 2018 | 1 | 26/9 | 29/9 | 9 927 | 9 927 | 216 | | | 4 | 176 | 14 | 0 | 0 | T/P | 14 628 | 2 554 | 412 | 16 | 13 | |
| HOSTECH BY TUSID 2018 | 1 | 24/10 | 28/10 | 23 440 | 23 440 | 420 | | | 11 | 307 | 18 | 0 | 0 | T/P | 33 216 | 8 266 | 412 | 16 | 2 | |
| IBATECH 12.International Trade Fair for Bakery, Pastry Machines, Ice Cream, Chocolate and Technologies | 1 | 12/4 | 15/4 | 33 118 | 33 118 | 3 413 | | | 10 | 303 | 25 | 269 | 269 | T/P | 81 278 | 9 534 | 519 | 16 | 2 | |
| IBS Mother Baby Child Fair | 1 | 14/12 | 16/12 | 6 752 | 6 752 | 0 | | | | 114 | 0 | 0 | 0 | T/P | 117 685 | 0 | 115 | 16 | 3 | |
| İCCI- International Energy And Environment Fair And Conference | 1 | 2/5 | 4/5 | 5 131 | 5 131 | 1 544 | | | 17 | 225 | 77 | 13 | 13 | T/P | 5 807 | 605 | 667 | 16 | 9 | |
| İCSS - Clean Coal Technologies Summit and Fair | 1 | 10/4 | 11/4 | 865 | 865 | 135 | | | 3 | 57 | 7 | 5 | 5 | T/P | 525 | 84 | 281 | 16 | 9 | |
| İDEX 2018 15.İstanbul Dental Exhibition | 1 | 12/4 | 15/4 | 10 548 | 10 548 | 768 | | | 10 | 312 | 65 | 0 | 0 | T/P | 16 152 | 1 645 | 602 | 16 | 22 | |
| İEFT Education Fairs Of Turkey | 1 | 23/3 | 23/3 | 720 | 720 | 665 | | | 20 | 95 | 88 | 0 | 0 | T/P | 2 000 | 0 | 411 | 16 | 8 | |
| İEFT Education Fairs Of Turkey | 1 | 26/10 | 26/10 | 720 | 720 | 665 | | | 20 | 90 | 83 | 0 | 0 | T/P | 2 100 | 0 | 411 | 16 | 8 | |
| İEFT Education Fairs Of Turkey | 1 | 27/10 | 28/10 | 1 200 | 1 200 | 1 000 | | | 25 | 170 | 156 | 0 | 0 | T/P | 10 000 | 0 | 411 | 16 | 8 | |
| İEFT Education Fairs Of Turkey | 1 | 24/3 | 25/3 | 1 200 | 1 200 | 1 000 | | | 20 | 174 | 160 | 0 | 0 | T/P | 9 000 | 0 | 411 | 16 | 8 | |
| İnterdye & Textile Printing Eurasia 2018 | 1 | 25/10 | 27/10 | 2 085 | 2 085 | 992 | | | 16 | 132 | 90 | 0 | 0 | T/P | 3 187 | 473 | 55 | 16 | 17 | |
| İntERMOB 2018 21th. International Furniture Side Industry, Accessories, Forestry Products And Wood Technology Fair | 1 | 13/10 | 17/10 | 29 660 | 29 660 | 1 160 | | | 34 | 521 | 62 | 116 | 116 | T/P | 76 271 | 9 684 | 631 | 16 | 12 | |
| İnternational CNR Book Fair | 1 | 9/3 | 18/3 | 8 416 | 8 416 | 1 670 | | | 12 | 318 | 107 | 0 | 0 | T/P | 473 807 | 13 268 | 602 | 16 | 3 | |
| İnternational Horse and Equestrian Fair Equist İstanbul Horse Show | 1 | 11/5 | 13/5 | 514 | 514 | 95 | | | 10 | 44 | 10 | 2 | 2 | T/P | 6 714 | 398 | 215 | 16 | 3 | |
| İnternational Local Chain Stores Meeting 2018 Conference and Exhibition | 1 | 11/4 | 12/4 | 2 189 | 2 189 | 0 | | | | 99 | 0 | 13 | 13 | T/P | 8 183 | 0 | 340 | 16 | 4 | |
| İnternational Logitrans Transport Logistics Exhibition | 1 | 14/11 | 16/11 | 3 514 | 3 514 | 1 033 | | | 19 | 136 | 66 | 0 | 0 | T/P | 14 100 | 1 390 | 216 | 16 | 26 | |
| İnternational Silmo İstanbul Optical Fair | 1 | 13/12 | 16/12 | 10 412 | 10 412 | 318 | | | 7 | 148 | 12 | 59 | 59 | T/P | 10 742 | 1 956 | 1 | 16 | 22 | |
| İsaf IT Security Fuarı | 1 | 11/10 | 14/10 | 588 | 588 | 159 | | | 5 | 61 | 19 | 19 | 19 | T/P | 17 395 | 1 043 | 488 | 16 | 5 | |
| İsaf Fire & Rescue Fuar | 1 | 11/10 | 14/10 | 1 449 | 1 449 | 40 | | | 7 | 65 | 9 | 18 | 18 | T/P | 17 395 | 1 043 | 488 | 16 | 7 | |
| İsaf Safety & Health Fuarı | 1 | 11/10 | 14/10 | 540 | 540 | 46 | | | 6 | 44 | 7 | 3 | 3 | T/P | 17 395 | 1 043 | 488 | 16 | 7 | |
| İsaf Smart Home Fuarı | 1 | 11/10 | 14/10 | 926 | 926 | 59 | | | 8 | 62 | 9 | 24 | 24 | T/P | 17 395 | 1 043 | 488 | 16 | 13 | |
| İSG Eurasia 2018 4th Occupational Health and Safety Fair | 1 | 15/2 | 17/2 | 132 | 132 | 0 | | | 2 | 13 | 0 | 2 | 2 | T/P | 9 748 | 356 | 385 | 16 | 7 | |
| İSK-SODEX 2018 | 1 | 7/2 | 10/2 | 41 769 | 41 769 | 1 538 | | | 21 | 660 | 95 | 125 | 125 | T/P | 84 936 | 9 642 | 360 | 16 | 5 | |
| İstanbul Jewelry Show March 2018 46.İstanbul International Jewelry, Watch & Equipment Fair | 1 | 22/3 | 25/3 | 21 996 | 21 996 | 1 234 | | | 17 | 467 | 75 | 119 | 119 | T/P | 30 042 | 11 095 | 749 | 16 | 24 | |

(*) Please refer to each national definition given at the beginning of the report

2018 EVENTS BY CITY

| | Interval Year | Opening date | Closing date | Space | | | | Exhibitors | | | | | | Visitors/Visits (*) | | Organizer | Auditor | Industry sector | | |
|---|---------------|--------------|--------------|--------|---------------------|----------------------------|----------|----------------------------|--------------------|----------------------------------|----------------------------|-------------------|----------------------------|----------------------------|---------|-----------|----------|-----------------|----|----------------------------|
| | | | | Total | Rented Space (sq.m) | | Open air | | from ... countries | Exhibitors with their own stands | | Represented firms | | Admission for Trade/Public | Total | | | | | Foreign/ International (*) |
| | | | | | Total | Foreign/ International (*) | Total | Foreign/ International (*) | | Total | Foreign/ International (*) | Total | Foreign/ International (*) | | | | | | | |
| | | | | | | | | | | | | | | | | | | | | |
|  Istanbul Jewelry Show October 2018 47. Istanbul International Jewelry, Watch & Equipment Fair | 1 | 11/10 | 14/10 | 14 058 | 14 058 | 542 | | | 14 | 348 | 34 | 82 | 82 | T/P | 18 953 | 9 197 | 749 | 16 | 24 | |
| Istanbul Art Show 2018 Exhibition | 1 | 14/12 | 16/12 | 3 612 | 3 612 | 0 | | | | 20 | 0 | 0 | 0 | T/P | 1 000 | 0 | 719 | 16 | 3 | |
| Istanbul Aviation Training Exhibition | 1 | 11/5 | 12/5 | 1 500 | 1 500 | 36 | | | 2 | 66 | 2 | 2 | 2 | T/P | 2 000 | 500 | 665 | 16 | 20 | |
| Istanbul Beauty and Wellness Show | 1 | 20/9 | 23/9 | 4 528 | 4 528 | 49 | | | 3 | 75 | 3 | 0 | 0 | T/P | 11 846 | 1 216 | 412 | 16 | 14 | |
| Istanbul International Inventions Fair | 1 | 27/9 | 29/9 | 1 245 | 1 245 | 423 | | | 22 | 296 | 64 | 10 | 10 | T/P | 4 210 | 420 | 23 | 16 | 27 | |
| Istanbul Marathon and sports Expo | 1 | 8/11 | 10/11 | 5 163 | 5 163 | 0 | | | | 27 | 0 | 0 | 0 | T/P | 70 000 | 2 000 | 725 | 16 | 3 | |
|  Istanbul Marble Fair 2018 14. International Marble Natural Stone Products And Technologies Exhibition | 1 | 27/2 | 3/3 | 1 248 | 1 248 | 30 | | | 1 | 37 | 1 | 0 | 0 | T/P | 21 228 | 1 836 | 602 | 16 | 19 | |
| Istanbul Stationery- Office Fair | 1 | 21/2 | 25/2 | 15 004 | 15 004 | 82 | | | 24 | 187 | 7 | 66 | 66 | T/P | 10 623 | 812 | 739 | 16 | 8 | |
| Istanbul Toy Fair | 1 | 22/3 | 25/3 | 4 744 | 4 744 | 0 | | | 1 | 38 | 0 | 1 | 1 | T/P | 3 751 | 188 | 739 | 16 | 3 | |
| Istanbul Water Congress And Fair | 1 | 11/10 | 13/10 | 1 526 | 1 526 | 9 | | | | 56 | 1 | 6 | 6 | T/P | 8 333 | 250 | 392 | 16 | 27 | |
| Istanbullight 11th International Lighting & Electrical Equipments Fair | 1 | 19/9 | 22/9 | 4 618 | 4 618 | 1 645 | | | 4 | 230 | 146 | 0 | 0 | T/P | 4 795 | 637 | 748 | 16 | 13 | |
|  ITM 2018 34th International Textile Machinery Exhibition | 1 | 14/4 | 17/4 | 33 609 | 33 609 | 8 140 | | | 33 | 917 | 197 | 435 | 435 | T/P | 58 942 | 14 248 | 742, 820 | 16 | 25 | |
| IYF Istanbul Footwear Industry Supplier and Leather Fair | 1 | 6/2 | 8/2 | 1 980 | 1 980 | 0 | | | | 48 | 0 | 5 | 5 | T/P | 2 265 | 405 | 217 | 16 | 5 | |
| Lifestyle Turkey | 1 | 15/2 | 17/2 | 2 987 | 2 987 | 21 | | | 3 | 91 | 3 | 0 | 0 | T/P | 3 594 | 716 | 678 | 16 | 5 | |
| Linexpo Istanbul Underwear Fashion Expo | 1 | 8/2 | 10/2 | 8 640 | 8 640 | 0 | | | | 141 | 0 | 0 | 0 | T/P | 7 066 | 1 683 | 410 | 16 | 5 | |
| MAKTEK EURASIA 2018 | 1 | 2/10 | 7/10 | 47 739 | 47 739 | 1 076 | | | 30 | 981 | 71 | 531 | 531 | T/P | 56 526 | 3 079 | 742 | 16 | 19 | |
| Metalexpo Eurasia | 1 | 12/9 | 15/9 | 4 486 | 4 486 | 454 | | | 3 | 97 | 13 | 1 | 1 | T/P | 14 893 | 700 | 674 | 16 | 19 | |
| MINING TURKEY 8th International Mining, Tunneling, Machinery Equipments and Heavy Duty Vehicles Fair | 1 | 13/12 | 16/12 | 13 505 | 13 505 | 481 | | | 32 | 448 | 35 | 209 | 209 | T/P | 11 082 | 762 | 742 | 16 | 19 | |
| Motobike Istanbul | 1 | 22/2 | 25/2 | 16 631 | 16 631 | 111 | | | 2 | 142 | 11 | 87 | 87 | T/P | 104 342 | 3 085 | 511 | 16 | 16 | |
| No Dig Expo Turkey | 1 | 29/3 | 31/3 | 1 070 | 1 070 | 0 | | | | 25 | 0 | 3 | 3 | T/P | 626 | 28 | 172 | 16 | 5 | |
| Nuclear Power Plants Summit ve Expo | 1 | 6/3 | 7/3 | 1 200 | 1 200 | 285 | | | | 92 | 29 | 0 | 0 | T/P | 992 | 450 | 398 | 16 | 9 | |
| OTCWORLD Nutraceutical Industry Exhibition | 1 | 19/4 | 21/4 | 682 | 682 | 0 | | | | 26 | 0 | 12 | 12 | T/P | 4 370 | 378 | 32 | 16 | 2 | |
| OTF Private School Preference Fair | 1 | 24/2 | 25/2 | 1 850 | 1 850 | 0 | | | | 27 | 0 | 0 | 0 | T/P | 4 180 | 0 | 118 | 16 | 8 | |
| PHARMANEXT Pharma Industry, Technologies and Ingredients | 1 | 19/4 | 21/4 | 885 | 885 | 0 | | | | 32 | 0 | 15 | 15 | T/P | 4 370 | 378 | 32 | 16 | 17 | |
| Plast Eurasia Istanbul 2018 28th International Istanbul Plastics Industry Fair | 1 | 5/12 | 8/12 | 35 941 | 35 941 | 4 232 | | | 43 | 1 094 | 274 | 401 | 401 | T/P | 51 684 | 7 974 | 742 | 16 | 19 | |
| Pool Spa Wellness Fair | 1 | 14/3 | 17/3 | 2 526 | 2 526 | 0 | | | 15 | 39 | 0 | 14 | 14 | T/P | 950 | 80 | 643 | 16 | 2 | |
| Poolexpo 2018 | 1 | 7/2 | 10/2 | 561 | 561 | 12 | | | 1 | 10 | 1 | 0 | 0 | T/P | 7 063 | 171 | 360 | 16 | 2 | |
| Premiere Vision Istanbul | 1 | 7/3 | 9/3 | 3 226 | 3 226 | 120 | | | 3 | 95 | 7 | 0 | 0 | T/P | 4 683 | 991 | 403 | 16 | 25 | |
| Premiere Vision Istanbul | 1 | 10/10 | 12/10 | 2 323 | 2 323 | 96 | | | 4 | 85 | 5 | 0 | 0 | T/P | 5 154 | 1 111 | 403 | 16 | 25 | |
| Promotion Show Istanbul | 1 | 27/9 | 29/9 | 3 733 | 3 733 | 0 | | | | 94 | 0 | 0 | 0 | T/P | 5 579 | 492 | 674 | 16 | 4 | |
| Rew Istanbul 2018 14th International Recycling, Environmental Technologies and Waste Management Tarde Fair | 1 | 15/2 | 17/2 | 2 612 | 2 612 | 79 | | | 13 | 63 | 3 | 40 | 40 | T/P | 9 748 | 356 | 385 | 16 | 3 | |
| RUBBER 2018 | 1 | 24/10 | 27/10 | 4 311 | 4 311 | 311 | | | 23 | 177 | 28 | 77 | 77 | T/P | 5 236 | 606 | 742 | 16 | 19 | |
| Safety & Health Exhibition | 1 | 13/12 | 15/12 | 975 | 975 | 0 | | | | 46 | 0 | 2 | 2 | T/P | 15 000 | 300 | 392 | 16 | 7 | |
| Saha Expo | 1 | 13/9 | 15/9 | 2 604 | 2 604 | 180 | | | 14 | 181 | 19 | 70 | 70 | T/P | 13 237 | 721 | 410 | 16 | 7 | |
| Sign Istanbul 2018 | 1 | 20/9 | 23/9 | 10 682 | 10 682 | 304 | | | 25 | 287 | 24 | 114 | 114 | T/P | 21 731 | 2 825 | 385 | 16 | 4 | |
| SIRHA ISTANBUL 2018 | 1 | 29/11 | 1/12 | 2 009 | 2 009 | 58 | | | 12 | 99 | 4 | 20 | 20 | T/P | 11 370 | 353 | 337 | 16 | 2 | |
| Smart Future Expo | 1 | 14/11 | 15/11 | 1 760 | 1 760 | 0 | | | | 83 | 0 | 0 | 0 | T/P | 3 476 | 13 | 207 | 16 | 9 | |
| Steel Expo | 1 | 12/9 | 15/9 | 1 163 | 1 163 | 0 | | | | 28 | 0 | 0 | 0 | T/P | 14 893 | 700 | 674 | 16 | 19 | |
| Structural Wood and Wood Products Exhibition | 1 | 5/4 | 8/4 | 2 123 | 2 123 | 0 | | | 8 | 30 | 0 | 8 | 8 | T/P | 2 750 | 30 | 443 | 16 | 1 | |
| Studyexpo Language and Summer Schools Fair | 1 | 24/2 | 25/2 | 412 | 412 | 378 | | | 9 | 56 | 52 | 0 | 0 | T/P | 3 353 | 0 | 703 | 16 | 8 | |

(*) Please refer to each national definition given at the beginning of the report

2018 EVENTS BY CITY

| | Interval Year | Opening date | Closing date | Space | | | | Exhibitors | | | | Visitors/Visits (*) | | Organizer | Auditor | Industry sector | | | | |
|--|---------------|---------------------------|--------------|---------------------------|--------|----------|--|----------------------------------|-------|---------------------------|-------|----------------------------|---------------------------|-----------|-----------|-----------------|-----|-------|---------------------------|--|
| | | | | Rented Space (sq.m) | | | | Exhibitors with their own stands | | Represented firms | | Admission for Trade/Public | Foreign/International (*) | | | | | | | |
| | | | | Total | Halls | Open air | | from ... countries | Total | Foreign/International (*) | Total | | Foreign/International (*) | | | | | Total | Foreign/International (*) | |
| | Total | Foreign/International (*) | Total | Foreign/International (*) | | | | | | | | | | | | | | | | |
| Studyexpo Language and Summer Schools Fair | 1 | 3/3 | 4/3 | 234 | 234 | 210 | | | 8 | 39 | 35 | 0 | 0 | T/P | 1 708 | 0 | 703 | 16 | 8 | |
| Studyexpo Secondary and Higher Education Fair | 1 | 20/11 | 22/11 | 2 000 | 2 000 | 0 | | | 22 | 136 | 0 | 0 | 0 | T/P | 2 000 | 1 500 | 729 | 16 | 5 | |
| Studyexpo Secondary and Higher Education Fair | 1 | 22/11 | 24/11 | 9 068 | 9 068 | 393 | | | 11 | 163 | 20 | 0 | 0 | T/P | 15 084 | 993 | 166 | 16 | 3 | |
| Studyexpo Secondary and Higher Education Fair | 1 | 24/11 | 24/11 | 192 | 192 | 180 | | | 11 | 32 | 30 | 0 | 0 | T/P | 985 | 0 | 703 | 16 | 8 | |
| TEF, Technology and Education Fair Istanbul | 1 | 18/5 | 20/5 | 1 093 | 1 093 | 0 | | | | 66 | 0 | 6 | 6 | T/P | 3 300 | 15 | 413 | 16 | 8 | |
| Tissue World Istanbul 2018 | 1 | 4/9 | 6/9 | 1 620 | 1 620 | 698 | | | 13 | 62 | 42 | 5 | 5 | T/P | 1 767 | 702 | 747 | 16 | 19 | |
| TOS+H EXPO 3.Turkish Occupational Safety and Health Exhibition | 1 | 6/5 | 9/5 | 2 265 | 2 265 | 558 | | | 9 | 111 | 43 | 1 | 1 | T/P | 5 034 | 223 | 718 | 16 | 7 | |
| TRANSIST 2018 Istanbul Transport Congress and Exhibition | 1 | 8/11 | 10/11 | 3 176 | 3 176 | 12 | | | 1 | 71 | 1 | 4 | 4 | T/P | 10 000 | 400 | 392 | 16 | 27 | |
| Tuch Expo- Creative Handcrafts and Hobbies Trade Fair | 1 | 15/11 | 18/11 | 1 529 | 1 529 | 18 | | | 5 | 65 | 2 | 3 | 3 | T/P | 12 127 | 163 | 10 | 16 | 27 | |
| Turkcast 2018 8th Foundry Products Trade Fair | 1 | 25/10 | 27/10 | 4 680 | 4 680 | 60 | | | 5 | 80 | 5 | 0 | 0 | T/P | 17 197 | 2 657 | 359 | 16 | 19 | |
| TURKCHEM Chem Show Eurasia 2018 | 1 | 8/11 | 10/11 | 8 837 | 8 837 | 1 819 | | | 22 | 297 | 141 | 0 | 0 | T/P | 11 931 | 697 | 55 | 16 | 17 | |
| TURKCHEM Chemlab Eurasia 2018 | 1 | 8/11 | 10/11 | 8 837 | 8 837 | 1 819 | | | 22 | 297 | 141 | 0 | 0 | T/P | 11 931 | 697 | 55 | 16 | 17 | |
| TURKCHEM Chemtech Eurasia 2018 | 1 | 8/11 | 10/11 | 8 837 | 8 837 | 1 819 | | | 22 | 297 | 141 | 0 | 0 | T/P | 11 931 | 697 | 55 | 16 | 17 | |
| Turkcoat & Paintistanbul 2018 | 1 | 22/3 | 24/3 | 9 447 | 9 447 | 1 506 | | | 13 | 238 | 90 | 0 | 0 | T/P | 6 682 | 897 | 55 | 16 | 17 | |
| UNIBIKE Istanbul Bicycle and Bicycle Equipments Fair | 1 | 29/3 | 1/4 | 3 500 | 3 500 | 0 | | | | 41 | 0 | 0 | 0 | T/P | 15 000 | 150 | 725 | 16 | 3 | |
| UNICERA Ceramic, Bathroom and Kitchen Fair | 1 | 27/2 | 3/3 | 39 474 | 39 474 | 1 447 | | | 10 | 314 | 60 | 0 | 0 | T/P | 84 320 | 11 219 | 412 | 16 | 5 | |
| VİPP 2018 1. Cranes & Specialized Transport, material handling and access equipment trade exhibition | 1 | 2/5 | 5/5 | 7 620 | 7 620 | 0 | | | 13 | 82 | 0 | 30 | 30 | T/P | 3 460 | 96 | 651 | 16 | 5 | |
| Win Cemat Eurasia 2018 | 1 | 15/3 | 18/3 | 4 440 | 4 440 | 27 | | | 14 | 110 | 3 | 38 | 38 | T/P | 75 368 | 7 084 | 358 | 16 | 26 | |
| WIN Electrotech Eurasia 2018 | 1 | 15/3 | 18/3 | 6 808 | 6 808 | 372 | | | 24 | 467 | 27 | 183 | 183 | T/P | 75 368 | 7 084 | 358 | 16 | 13 | |
| WIN IAMD Eurasia 2018 | 1 | 15/3 | 18/3 | 15 583 | 15 583 | 1 641 | | | 27 | 419 | 106 | 661 | 661 | T/P | 75 368 | 7 084 | 358 | 16 | 13 | |
| WIN Metal Working Eurasia 2018 | 1 | 15/3 | 18/3 | 7 783 | 7 783 | 178 | | | 17 | 176 | 9 | 57 | 57 | T/P | 75 368 | 7 084 | 358 | 16 | 19 | |
| WIN Surface Technology Eurasia 2018 | 1 | 15/3 | 18/3 | 729 | 729 | 20 | | | 17 | 47 | 1 | 28 | 28 | T/P | 75 368 | 7 084 | 358 | 16 | 19 | |
| WIN Welding Eurasia 2018 | 1 | 15/3 | 18/3 | 2 220 | 2 220 | 72 | | | 17 | 83 | 3 | 30 | 30 | T/P | 75 368 | 7 084 | 358 | 16 | 19 | |
| Wood Processing Machinery 2018 31th International Wood Processing Machines, Cutting Tools, Hand Tools Fair | 1 | 13/10 | 17/10 | 23 153 | 23 153 | 211 | | | 29 | 336 | 20 | 168 | 168 | T/P | 76 271 | 9 684 | 631 | 16 | 1 | |
| World Mill Tech 2018 | 1 | 29/3 | 1/4 | 11 288 | 11 288 | 56 | | | 15 | 97 | 5 | 29 | 29 | T/P | 6 019 | 1 208 | 739 | 16 | 2 | |
| World Of Marriage 2018 | 1 | 2/2 | 4/2 | 3 543 | 3 543 | 9 | | | 1 | 143 | 1 | 0 | 0 | T/P | 38 300 | 235 | 585 | 16 | 27 | |
| Worldfood Istanbul 2018 26..International Food & Beverage, Food Ingredients And Food Processing Exhibition | 1 | 5/9 | 8/9 | 11 379 | 11 379 | 1 583 | | | 28 | 410 | 170 | 0 | 0 | T/P | 13 300 | 2 785 | 191 | 16 | 2 | |
| Izmir (TR) | | | | | | | | | | | | | | | | | | | | |
| 13.Agroexpo International Agricultural Greenhouse & Livestock Exhibition | 1 | 1/2 | 4/2 | 33 701 | 33 701 | 429 | | | 14 | 360 | 22 | 180 | 180 | T/P | 80 102 | 4 314 | 575 | 16 | 1 | |
| 2.Expomen Agro Livestock, meat, dairy, agriculture machines equipments and technologies exhibition | 1 | 15/3 | 18/3 | 4 500 | 4 500 | 0 | | | | 50 | 0 | 0 | 0 | T/P | 12 345 | 0 | 222 | 16 | 1 | |
| 23rd Izmir Book Fair | 1 | 14/4 | 22/4 | 7 184 | 7 184 | 0 | | | 2 | 309 | 0 | 3 | 3 | T/P | 483 725 | 0 | 742 | 16 | 3 | |
| 3. Engelsizizmir Congress and Fair | 1 | 1/11 | 3/11 | 16 780 | 16 780 | 0 | | | | 39 | 0 | 0 | 0 | T/P | 4 321 | 14 | 417 | 16 | 22 | |
| 3rd Izmir University Preference Exhibition | 1 | 8/8 | 9/8 | 861 | 861 | 0 | | | | 53 | 0 | 0 | 0 | T/P | 11 700 | 0 | 214 | 16 | 8 | |
| 5th Geothermal Energy Technologies and Equipments | 1 | 19/4 | 21/4 | 770 | 770 | 33 | | | 3 | 34 | 2 | 2 | 2 | T/P | 330 | 10 | 172 | 16 | 9 | |
| 87. Izmir International Fair | 1 | 7/9 | 16/9 | 18 370 | 18 370 | 3 565 | | | 30 | 431 | 142 | 19 | 19 | T/P | 1 063 782 | 110 | 417 | 16 | 27 | |
| Akare Study Abroad Fairs | 1 | 7/3 | 7/3 | 1 212 | 1 212 | 994 | | | 23 | 50 | 41 | 5 | 5 | T/P | 1 523 | 4 | 31 | 16 | 8 | |
| Akare Study Abroad Fairs | 1 | 18/10 | 18/10 | 510 | 510 | 420 | | | 14 | 54 | 38 | 0 | 0 | T/P | 1 408 | 0 | 31 | 16 | 8 | |
| BUSWORLD TURKEY 2018 | 1 | 19/4 | 21/4 | 10 522 | 10 522 | 701 | | | 29 | 123 | 16 | 13 | 13 | T/P | 10 040 | 1 285 | 367 | 16 | 16 | |

(*) Please refer to each national definition given at the beginning of the report

2018 EVENTS BY CITY

| | Interval Year | Opening date | Closing date | Space | | | | | Exhibitors | | | | | Visitors/Visits (*) | | Organizer | Auditor | Industry sector | | |
|---|---------------|--------------|--------------|--------|---------------------|----------------------------|----------|----------------------------|--------------------|----------------------------------|----------------------------|-------------------|----------------------------|----------------------------|--------|-----------|----------|-----------------|----|----------------------------|
| | | | | Total | Rented Space (sq.m) | | Open air | | from ... countries | Exhibitors with their own stands | | Represented firms | | Admission for Trade/Public | Total | | | | | Foreign/ International (*) |
| | | | | | Total | Foreign/ International (*) | Total | Foreign/ International (*) | | Total | Foreign/ International (*) | Total | Foreign/ International (*) | | | | | | | |
| | | | | | | | | | | | | | | | | | | | | |
| Concrete Izmir 2018 | 1 | 25/4 | 28/4 | 5 500 | 5 500 | 48 | | | 8 | 41 | 2 | 16 | 16 | T/P | 3 000 | 129 | 428 | 16 | 5 | |
| EGE Construction 2018 | 1 | 1/11 | 4/11 | 2 668 | 2 668 | 0 | | | 3 | 67 | 0 | 3 | 3 | T/P | 6 125 | 64 | 739 | 16 | 5 | |
| F.I.T. Future Industrial Technologies Automation Fair | 1 | 22/2 | 25/2 | 4 248 | 4 248 | 478 | | | 5 | 60 | 7 | 8 | 8 | T/P | 7 512 | 453 | 103 | 16 | 13 | |
| F.I.T. Future Industrial Technologies Building Automation and Weak Current Systems Fair | 1 | 22/2 | 25/2 | 1 345 | 1 345 | 210 | | | 4 | 21 | 2 | 4 | 4 | T/P | 3 165 | 453 | 103 | 16 | 13 | |
| F.I.T. Future Industrial Technologies Electric Electronic and Energy Fair | 1 | 22/2 | 25/2 | 2 864 | 2 864 | 420 | | | 6 | 52 | 6 | 4 | 4 | T/P | 5 324 | 453 | 103 | 16 | 13 | |
| F.I.T. Future Industrial Technologies Hydraulic Pneumatic Fair | 1 | 22/2 | 25/2 | 665 | 665 | 0 | | | 7 | 0 | 0 | 0 | 0 | T/P | 1 762 | 453 | 103 | 16 | 19 | |
| F.I.T. Future Industrial Technologies Metal Working Fair | 1 | 22/2 | 25/2 | 1 140 | 1 140 | 0 | | | 12 | 0 | 0 | 0 | 0 | T/P | 2 416 | 453 | 103 | 16 | 19 | |
| Fashion Prime 1.Textile, Ready to Wear Supplier Industry and Technology | 1 | 26/4 | 28/4 | 3 090 | 3 090 | 0 | | | 105 | 0 | 0 | 0 | 0 | T/P | 2 528 | 281 | 417 | 16 | 5 | |
| Fashion Prime 2.Textile, Ready to Wear Supplier Industry and Technology | 1 | 17/10 | 19/10 | 3 514 | 3 514 | 0 | | | 109 | 0 | 0 | 0 | 0 | T/P | 3 403 | 645 | 417 | 16 | 5 | |
| Future Fish Eurasia 2018 9th International Fair For Fish Imports/Exports, Processing, Aquaculture And Fisheries | 1 | 18/10 | 20/10 | 2 954 | 2 954 | 285 | | | 24 | 161 | 19 | 86 | 86 | T/P | 5 032 | 721 | 86 | 16 | 3 | |
| Gourmet Izmir -Olivtech 8th Olive,Olive Oil and Technology Fair" | 1 | 9/5 | 12/5 | 8 648 | 8 648 | 144 | | | 2 | 220 | 2 | 0 | 0 | T/P | 20 514 | 1 509 | 417 | 16 | 2 | |
| Gourmet Izmir-Ecology Izmir 9th Organic Products Fair" | 1 | 9/5 | 12/5 | 2 672 | 2 672 | 44 | | | 5 | 87 | 2 | 3 | 3 | T/P | 8 085 | 936 | 417 | 16 | 3 | |
| IBATECH Trade Fair For Bakery, Pastry Machinery, Ice Cream, Chocolate and Technologies | 1 | 6/12 | 8/12 | 3 059 | 3 059 | 0 | | | 70 | 0 | 0 | 0 | 0 | T/P | 10 532 | 312 | 519 | 16 | 2 | |
| IEFT Education Fairs Of Turkey | 1 | 21/3 | 21/3 | 400 | 400 | 372 | | | 17 | 80 | 72 | 0 | 0 | T/P | 2 100 | 0 | 411 | 16 | 8 | |
| IEFT Education Fairs Of Turkey | 1 | 24/10 | 24/10 | 400 | 400 | 372 | | | 17 | 80 | 72 | 0 | 0 | T/P | 2 500 | 0 | 411 | 16 | 8 | |
| If Wedding Fashion Izmir 12th International Wedding Dresses, Suits And Evening Gowns Fair" | 1 | 16/1 | 19/1 | 23 549 | 23 549 | 1 110 | | | 11 | 259 | 24 | 0 | 0 | T/P | 21 744 | 3 292 | 417 | 16 | 5 | |
| Inelix 11. Elevator And Elevator Technologies Fair | 1 | 26/4 | 28/4 | 4 939 | 4 939 | 0 | | | 98 | 0 | 10 | 10 | 10 | T/P | 4 589 | 274 | 211 | 16 | 27 | |
| Izmir 2nd Furniture Side Industry, Accessories, Forestry Products And Wood Technology Fair | 1 | 10/4 | 14/4 | 354 | 354 | 0 | | | 21 | 0 | 0 | 0 | 0 | T/P | 12 368 | 567 | 739 | 16 | 12 | |
| Izmir Education and Career Fair | 1 | 6/12 | 7/12 | 516 | 516 | 0 | | | 39 | 0 | 0 | 0 | 0 | T/P | 14 850 | 0 | 214 | 16 | 8 | |
| Izmir Real Estate Property and Investment Fair | 1 | 27/9 | 30/9 | 3 406 | 3 406 | 348 | | | 4 | 92 | 13 | 0 | 0 | T/P | 209 | 209 | 222 | 16 | 15 | |
| IZWOOD 2018 Izmir 2nd Wood Processing Machines, Cutting Tools, Hand Tools Fair | 1 | 10/4 | 14/4 | 5 693 | 5 693 | 0 | | | 4 | 42 | 0 | 9 | 9 | T/P | 12 368 | 567 | 739 | 16 | 1 | |
| Leather & More Izmir 1.Leather and Leatherwear | 1 | 24/4 | 27/4 | 1 200 | 1 200 | 50 | | | 1 | 34 | 1 | 0 | 0 | T/P | 972 | 186 | 417 | 16 | 5 | |
| Marble 24. International Natural Stone And Technology Fair" | 1 | 28/3 | 31/3 | 57 051 | 57 051 | 3 120 | | | 30 | 1 160 | 101 | 145 | 145 | T/P | 63 314 | 9 790 | 417 | 16 | 19 | |
| Modeko 2018 International 28.Izmir Furniture Fair | 1 | 7/3 | 11/3 | 24 930 | 24 930 | 80 | | | 5 | 194 | 5 | 7 | 7 | T/P | 16 899 | 1 182 | 211 | 16 | 12 | |
| MÜSIAD 2018 17. International Müsiad Trade Fair | 1 | 22/11 | 22/11 | 204 | 204 | 192 | | | 10 | 34 | 32 | 0 | 0 | T/P | 1 004 | 0 | 703 | 16 | 8 | |
| PET Izmir Fair | 1 | 22/3 | 25/3 | 1 485 | 1 485 | 0 | | | 57 | 0 | 0 | 0 | 0 | T/P | 15 312 | 136 | 714 | 16 | 3 | |
| PLAST PAK Plastic and packing Technologies Machinery and Equipment Fair | 1 | 10/4 | 14/4 | 2 410 | 2 410 | 0 | | | 7 | 80 | 0 | 10 | 10 | T/P | 12 368 | 567 | 739 | 16 | 19 | |
| SHOEXPO Izmir | 1 | 24/4 | 27/4 | 6 698 | 6 698 | 102 | | | 6 | 123 | 3 | 5 | 5 | T/P | 4 553 | 1 893 | 417 | 16 | 5 | |
| SHOEXPO Izmir 44. Footwear and Bags Fair | 1 | 17/10 | 19/10 | 5 111 | 5 111 | 0 | | | 6 | 103 | 0 | 0 | 0 | T/P | 3 527 | 1 222 | 417 | 16 | 5 | |
| Studyexpo Language and Summer Schools Fair | 1 | 1/3 | 1/3 | 210 | 210 | 198 | | | 7 | 35 | 33 | 0 | 0 | T/P | 1 040 | 0 | 703 | 16 | 8 | |
| Travel Turkey Izmir 12th Tourism Fair and Conference" | 1 | 6/12 | 8/12 | 19 450 | 19 450 | 733 | | | 43 | 1 217 | 24 | 88 | 88 | T/P | 44 022 | 3 184 | 417, 822 | 16 | 2 | |

(*) Please refer to each national definition given at the beginning of the report

2018 EVENTS BY CITY

| | Interval Year | Opening date | Closing date | Space | | | | Exhibitors | | | | Visitors/Visits (*) | | | | Organizer | Auditor | Industry sector | | | | |
|---|---------------|--------------|--------------|--------|---------------------|---------------------------|----------|---------------------------|--------------------|----------------------------------|---------------------------|---------------------|---------------------------|----------------------------|---------------------------|-----------|---------|-----------------|-----|-----|----|----|
| | | | | Total | Rented Space (sq.m) | | Open air | | from ... countries | Exhibitors with their own stands | | Represented firms | | Admission for Trade/Public | Foreign/International (*) | | | | | | | |
| | | | | | Total | Foreign/International (*) | Total | Foreign/International (*) | | Total | Foreign/International (*) | Total | Foreign/International (*) | | | | | | | | | |
| Jönköping (S) | | | | | | | | | | | | | | | | | | | | | | |
| Bilsport Performance & Custom Motor Show | 1 | 30/3 | 2/4 | 25 842 | 25 842 | | 0 | | 5 | 203 | | | P | 84 309 | | 312 | 14 | 3, 16 | | | | |
| Elmia 3D | 2 | 15/5 | 18/5 | 265 | 265 | | 0 | | 3 | 16 | | | T | 15 249 | | 224 | 14 | 19 | | | | |
| Elmia Automation | 2 | 15/5 | 18/5 | 5 059 | 5 059 | | 0 | | 5 | 117 | | | T | 11 903 | | 224 | 14 | 19 | | | | |
| Elmia Avfall & Återvinning | 2 | 25/9 | 27/9 | 1 656 | 1 211 | | 445 | | 5 | 71 | | | T | 6 372 | | 224 | 14 | 10 | | | | |
| Elmia Garden | 1 | 26/9 | 27/9 | 4 438 | 4 438 | | 0 | | 7 | 154 | | 3 | T | 2 620 | | 224 | 14 | 1 | | | | |
| Elmia Plåt | 2 | 15/5 | 18/5 | 1 723 | 1 723 | | 0 | | 4 | 35 | | | T | 10 570 | | 224 | 14 | 19 | | | | |
| Elmia Polymer | 2 | 15/5 | 18/5 | 1 607 | 1 607 | | 0 | | 9 | 57 | | | T | 7 681 | | 224 | 14 | 19 | | | | |
| Elmia Scandinavian Horse Show | 1 | 10/10 | 14/10 | 2 707 | 2 707 | | 0 | | 5 | 102 | | | T/P | 13 159 | | 224 | 14 | 3 | | | | |
| Elmia Subcontractor | 1 | 13/11 | 16/11 | 17 384 | 17 384 | | 0 | | 28 | 1 121 | | | T | 13 771 | | 224 | 14 | 19 | | | | |
| Elmia Svets- och Fogningsteknik | 2 | 15/5 | 18/5 | 2 652 | 2 652 | | 0 | | 6 | 92 | | | T | 10 570 | | 224 | 14 | 19 | | | | |
| Elmia Verktygsmaskiner | 2 | 15/5 | 18/5 | 7 862 | 7 862 | | 0 | | 7 | 165 | | | T | 15 249 | | 224 | 14 | 19 | | | | |
| VA-Mässan | 2 | 25/9 | 27/9 | 7 170 | 6 955 | | 215 | | 12 | 235 | | | T | 6 372 | | 224 | 14 | 5 | | | | |
| Jyväskylä (SF) | | | | | | | | | | | | | | | | | | | | | | |
| FinnMateria 2018, SmartFactory 2018 | 2 | 20/11 | 22/11 | 4 311 | 4 235 | | 76 | | 8 | 216 | | 104 | T/P | 4 581 | | 426 | 12 | 19 | | | | |
| Joulumarkkinat 2018 | 1 | 8/12 | 9/12 | 3 117 | 3 117 | | 0 | | 2 | 302 | | 0 | T | 21 758 | | 426 | 12 | 3 | | | | |
| Jyväskylän Kädentaito-, Antiikki- ja Hyvinvointimessut 2018 / Kesfilia 2018 | 1 | 7/4 | 8/4 | 2 132 | 2 132 | | 0 | | 4 | 285 | | 0 | T | 9 380 | | 426 | 12 | 3 | | | | |
| Jyväskylän Rakennusmessut 2018 | 1 | 16/3 | 18/3 | 4 827 | 4 827 | | 0 | | 2 | 235 | | 55 | T | 16 409 | | 426 | 12 | 5 | | | | |
| Kids&Pets 2018 | 1 | 24/3 | 25/3 | 671 | 671 | | 0 | | 2 | 77 | | 26 | T | 6 035 | | 426 | 12 | 3 | | | | |
| KoneAgria 2018 | 2 | 11/10 | 13/10 | 8 813 | 8 113 | | 700 | | 6 | 191 | | 0 | T/P | 7 748 | | 426 | 12 | 19 | | | | |
| Neste Oil Rally HQ 2018 | 1 | 26/7 | 29/7 | 8 404 | 375 | | 8 029 | | 5 | 38 | | 0 | T/P | 57 548 | | 426 | 12 | 16 | | | | |
| Rekry & Työelämä 2018 | 1 | 11/4 | 11/4 | 334 | 334 | | 0 | | 1 | 50 | | 15 | T | 2 493 | | 426 | 12 | 4 | | | | |
| Sähkö Tele Valo AV 2018 | 2 | 7/2 | 9/2 | 9 175 | 9 175 | | 0 | | 10 | 252 | | 117 | T/P | 14 086 | | 426 | 12 | 18 | | | | |
| Kahramanmaraş (TR) | | | | | | | | | | | | | | | | | | | | | | |
| 4.Agriculture, Greenhouse Livestock and Technology | 1 | 1/11 | 4/11 | 3 098 | 3 098 | | 0 | | 3 | 68 | | 12 | 12 | T/P | 14 878 | | 203 | 16 | 1 | | | |
| 4.International Textile and Clothing Machinery, Side Industry and Accessories | 1 | 27/9 | 29/9 | 4 860 | 4 860 | | 1 084 | | 19 | 215 | | 48 | 85 | 85 | T/P | 8 571 | | 29 | 203 | 16 | 25 | |
| Food and Local Tastes | 1 | 4/5 | 13/5 | 2 982 | 2 982 | | 0 | | 1 | 58 | | 0 | 1 | T/P | 12 980 | | 0 | 203 | 16 | 2 | | |
| Karlsruhe (D) | | | | | | | | | | | | | | | | | | | | | | |
| IT-TRANS - International Conference and Exhibition on Intelligent Urban Transport Systems | 2 | 6/3 | 8/3 | 4 945 | 4 945 | | 2 344 | | 32 | 260 | | 126 | | T | 4 331 | | 1 563 | 430 | 9 | 21 | | |
| LEARNTEC - International Trade Fair and Convention | 1 | 30/1 | 1/2 | 4 753 | 4 753 | | 646 | | 14 | 283 | | 51 | | T | 10 105 | | 596 | 430 | 9 | 8 | | |
| TIERisch gut - Pet fair | 1 | 10/11 | 11/11 | 6 500 | 6 500 | | 200 | | 9 | 268 | | 14 | | P | 32 978 | | | 430 | 9 | 3 | | |
| Kastamonu (TR) | | | | | | | | | | | | | | | | | | | | | | |
| Kastamonu Wood Fair | 1 | 3/10 | 7/10 | 2 184 | 2 184 | | 0 | | | 62 | | 0 | 0 | T/P | 25 678 | | 10 | 665 | 16 | 1 | | |
| Kayseri (TR) | | | | | | | | | | | | | | | | | | | | | | |
| Kayseri Agricultural Fair 2018 | 1 | 8/3 | 11/3 | 25 000 | 25 000 | | 372 | | 5 | 247 | | 0 | 14 | 14 | T/P | 350 000 | | 221 | 80 | 16 | 1 | |
| Kazan (RU) | | | | | | | | | | | | | | | | | | | | | | |
| AGROCOMPLEX: INTERAGRO. ANIMED. FARMER OF THE VOLGA REGION | 1 | 14/2 | 16/2 | 3 736 | 1 966 | | 92 | 1 770 | 31 | 4 | 205 | | 4 | 3 | 0 | T | 11 038 | | 12 | 431 | | 1 |
| Art Gallery. Kazan | 1 | 1/11 | 5/11 | 1 009 | 1 009 | | 0 | 0 | 0 | 4 | 195 | | 3 | 0 | 0 | T/P | 8 623 | | 0 | 431 | | 3 |
| Energy. Resource-Saving | 1 | 13/3 | 15/3 | 1 628 | 1 533 | | 95 | 0 | 1 | 134 | | 0 | 0 | 0 | T | 8 824 | | 0 | 431 | | 9 | |
| Fashion & Style. Kazan-Autumn | 1 | 14/11 | 18/11 | 332 | 241 | | 91 | 0 | 1 | 41 | | 0 | 0 | 0 | T/P | 9 671 | | 0 | 431 | | 25 | |
| Furniture technologies and equipment. Kazan | 1 | 19/9 | 21/9 | 326 | 326 | | 0 | 0 | 0 | 1 | 28 | | 0 | 0 | T | 3 470 | | 3 | 431 | | 12 | |
| JewelryExpo. Kazan | 1 | 11/7 | 15/7 | 1 150 | 1 115 | | 35 | 0 | 2 | 131 | | 1 | 0 | 0 | T/P | 9 975 | | 0 | 431 | | 24 | |
| Mechanical Engineering. Metalworking. Kazan | 1 | 5/12 | 7/12 | 1 461 | 1 440 | | 244 | 21 | 0 | 6 | 180 | | 36 | 0 | 0 | T/P | 8 544 | | 29 | 431 | | 19 |
| Oil, Gas, Petrochemistry | 1 | 4/9 | 6/9 | 1 927 | 1 728 | | 49 | 199 | 0 | 3 | 136 | | 8 | 0 | 0 | T | 9 188 | | 0 | 431 | | 9 |
| VolgaStroyExpo | 1 | 24/4 | 27/4 | 1 171 | 704 | | 0 | 467 | 0 | 1 | 105 | | 0 | 0 | 0 | T/P | 5 548 | | 0 | 431 | | 5 |

(*) Please refer to each national definition given at the beginning of the report

2018 EVENTS BY CITY

| Interval Year | Opening date | Closing date | Space | | | | | | Exhibitors | | | | Visitors/Visits (*) | | Organizer | Auditor | Industry sector | | |
|-----------------------------|--------------|----------------------------|---------------------|----------------------------|--------|----------|--------|--------------------|----------------------------------|----------------------------|-------------------|----------------------------|----------------------------|-------|--------------------|---------|-----------------|---|----------------------------|
| | | | Rented Space (sq.m) | | | | | | Exhibitors with their own stands | | Represented firms | | Admission for Trade/Public | Total | | | | | |
| | | | Total | Halls | | Open air | | from ... countries | Total | Foreign/ International (*) | Total | Foreign/ International (*) | | Total | | | | | Foreign/ International (*) |
| | Total | Foreign/ International (*) | Total | Foreign/ International (*) | | | | | | | | | | | | | | | |
| Kempten (D) | | | | | | | | | | | | | | | | | | | |
| | 1 | 11/8 | 19/8 | 10 000 | 6 268 | 242 | 3 732 | 103 | 6 | 352 | 17 | | | P | 101 931 | | 432 | 9 | 27 |
| Khanty-Mansiysk (RU) | | | | | | | | | | | | | | | | | | | |
| | 1 | 7/12 | 9/12 | 1 347 | 1 097 | 0 | 250 | 0 | 1 | 219 | 0 | 0 | 0 | P | 18 500 | 0 | 783 | | 27 |
| Kielce (PL) | | | | | | | | | | | | | | | | | | | |
| | 1 | 10/4 | 12/4 | 1 289 | 1 289 | 33 | 0 | 0 | 4 | 65 | 3 | | | T | incl. in STOM-TOOL | | 434 | 4 | 11 |
| | 1 | 16/3 | 18/3 | 41 352 | 33 622 | 3 158 | 7 730 | 340 | 24 | 588 | 60 | | | T/P | 65 372 | | 434 | 4 | 1 |
| | 1 | 20/4 | 22/4 | 957 | 944 | 51 | 13 | 0 | 5 | 92 | 4 | | | T/P | incl. in DOM | | 434 | 4 | 6 |
| | 2 | 25/9 | 27/9 | 336 | 336 | 216 | 0 | 0 | 6 | 25 | 13 | | | T | incl. in METAL | | 434 | 4 | 19 |
| | 1 | 30/6 | 30/6 | 196 | 196 | 0 | 0 | 0 | 1 | 29 | 0 | | | T | 305 | | 434 | 4 | 22 |
| | 1 | 8/5 | 10/5 | 16 324 | 3 767 | 417 | 12 557 | 528 | 14 | 216 | 32 | | | T | 9 829 | | 434 | 4 | 5 |
| | 1 | 13/9 | 15/9 | 10 342 | 10 304 | 3 199 | 38 | 0 | 12 | 206 | 65 | | | T | 6 352 | | 434 | 4 | 3 |
| | 1 | 10/4 | 12/4 | 757 | 757 | 51 | 0 | 0 | 4 | 31 | 4 | | | T | incl. in STOM-TOOL | | 434 | 4 | 19 |
| | 2 | 25/9 | 27/9 | 336 | 336 | 51 | 0 | 0 | 5 | 26 | 5 | | | T | incl. in METAL | | 434 | 4 | 19 |
| | 1 | 17/5 | 20/5 | 300 | 300 | 0 | 0 | 0 | 1 | 58 | 0 | | | T | 1 000 | | 434 | 4 | 22 |
| | 1 | 10/11 | 11/11 | 575 | 575 | 65 | 0 | 0 | 2 | 43 | 6 | | | P | 8 337 | | 434 | 4 | 3 |
| | 1 | 20/4 | 22/4 | 4 724 | 3 879 | 73 | 845 | 0 | 2 | 162 | 5 | | | T/P | 14 641 | | 434 | 4 | 5 |
| | 1 | 7/7 | 8/7 | 2 439 | 1 729 | 10 | 710 | 0 | 1 | 44 | 1 | | | T/P | 6 441 | | 434 | 4 | 16 |
| | 1 | 20/4 | 22/4 | 505 | 487 | 0 | 18 | 0 | 1 | 65 | 0 | | | T/P | incl. in DOM | | 434 | 4 | 3 |
| | 1 | 3/10 | 4/10 | 233 | 233 | 0 | 0 | 0 | 1 | 25 | 0 | | | T | 666 | | 434 | 4 | 8 |
| | 1 | 20/3 | 21/3 | 370 | 370 | 0 | 0 | 0 | 1 | 52 | 0 | | | T/P | 2 049 | | 434 | 4 | 8 |
| | 1 | 28/2 | 1/3 | 1 138 | 1 123 | 273 | 15 | 0 | 10 | 77 | 24 | | | T | incl. in ENEX | | 434 | 4 | 10 |
| | 1 | 28/2 | 1/3 | 1 214 | 1 194 | 103 | 20 | 0 | 4 | 84 | 6 | | | T | 4 373 | | 434 | 4 | 9 |
| | 2 | 2/10 | 4/10 | 1 553 | 1 553 | 725 | 0 | 0 | 14 | 89 | 42 | | | T | 1 199 | | 434 | 4 | 26 |
| | 1 | 11/6 | 13/6 | 446 | 446 | 96 | 0 | 0 | 4 | 35 | 7 | | | T | incl. in SACROEXPO | | 434 | 4 | 4 |
| | 1 | 10/4 | 12/4 | 1 481 | 1 456 | 397 | 25 | 0 | 5 | 78 | 18 | | | T | incl. in STOM-TOOL | | 434 | 4 | 19 |
| | 1 | 28/6 | 29/6 | 576 | 576 | 224 | 0 | 0 | 8 | 36 | 11 | | | T | 330 | | 434 | 4 | 25 |
| | 1 | 20/4 | 22/4 | 525 | 525 | 0 | 0 | 0 | 1 | 24 | 0 | | | P | 3 951 | | 434 | 4 | 3 |
| | 1 | 20/10 | 20/10 | 1 316 | 1 316 | 0 | 0 | 0 | 1 | 57 | 0 | | | T | 702 | | 434 | 4 | 4 |
| | 1 | 23/6 | 24/6 | 1 542 | 1 542 | 0 | 0 | 0 | 1 | 14 | 0 | | | P | 4 574 | | 434 | 4 | 21 |
| | 1 | 20/4 | 22/4 | 1 149 | 187 | 0 | 962 | 0 | 1 | 45 | 0 | | | T/P | incl. in DOM | | 434 | 4 | 3 |
| | 1 | 28/2 | 1/3 | 147 | 147 | 12 | 0 | 0 | 2 | 9 | 1 | | | T | incl. in ENEX | | 434 | 4 | 10 |
| | 1 | 20/4 | 22/4 | 165 | 149 | 0 | 16 | 6 | 2 | 48 | 1 | | | T/P | incl. in DOM | | 434 | 4 | 13 |
| | 1 | 20/4 | 22/4 | 531 | 523 | 0 | 8 | 0 | 1 | 53 | 0 | | | T/P | incl. in DOM | | 434 | 4 | 14 |
| | 2 | 23/10 | 25/10 | 897 | 876 | 80 | 21 | 0 | 4 | 15 | 3 | | | T | incl. in TRANSEXPO | | 434 | 4 | 26 |
| | 1 | 7/6 | 9/6 | 4 040 | 1 228 | 219 | 2 812 | 694 | 3 | 98 | 11 | | | T | 5 229 | | 434 | 4 | 7 |
| | 1 | 21/6 | 22/6 | 142 | 142 | 11 | 0 | 0 | 2 | 7 | 1 | | | T | 219 | | 434 | 4 | 20 |
| | 1 | 25/4 | 25/4 | 732 | 732 | 6 | 0 | 0 | 2 | 109 | 1 | | | P | 1 931 | | 434 | 4 | 8 |
| | 1 | 16/4 | 16/4 | 177 | 177 | 0 | 0 | 0 | 1 | 35 | 0 | | | T | 227 | | 434 | 4 | 8 |
| | 1 | 21/2 | 23/2 | 19 182 | 19 182 | 4 715 | 0 | 0 | 21 | 520 | 111 | | | T | 6 515 | | 434 | 4 | 3 |
| | 1 | 16/3 | 18/3 | 2 490 | 851 | 41 | 1 639 | 84 | 5 | 50 | 5 | | | T/P | incl. in AGROTECH | | 434 | 4 | 1 |
| | 1 | 4/9 | 7/9 | 883 | 772 | 61 | 111 | 0 | 1 | 35 | 4 | | | T | incl. in MSPO | | 434 | 4 | 26 |
| | 2 | 25/9 | 27/9 | 3 415 | 3 415 | 1 527 | 0 | 0 | 28 | 266 | 181 | | | T | 2 796 | | 434 | 4 | 19 |
| | 1 | 4/9 | 7/9 | 26 160 | 16 286 | 3 750 | 9 874 | 3 030 | 31 | 531 | 296 | | | T | 34 154 | | 434 | 4 | 7 |
| | 1 | 22/11 | 23/11 | 240 | 178 | 178 | 62 | 62 | 1 | 32 | 32 | | | T | 249 | | 434 | 4 | 4 |
| | 1 | 27/1 | 28/1 | 10 204 | 10 204 | 0 | 0 | 0 | 1 | 403 | 0 | | | P | 5 241 | | 434 | 4 | 3 |











(*) Please refer to each national definition given at the beginning of the report

2018 EVENTS BY CITY

| | Interval Year | Opening date | Closing date | Space | | | | | Exhibitors | | | | | Visitors/Visits (*) | | Organizer | Auditor | Industry sector | | |
|------------------------|---------------|--------------|--------------|--------|---------------------|----------------------------|----------|----------------------------|--------------------|-------|----------------------------|-------------------|----------------------------|----------------------------|--------------------|-----------|---------|-----------------|----|----------------------------|
| | | | | Total | Rented Space (sq.m) | | Open air | | from ... countries | Total | Foreign/ International (*) | Represented firms | | Admission for Trade/Public | Total | | | | | Foreign/ International (*) |
| | | | | | Total | Foreign/ International (*) | Total | Foreign/ International (*) | | | | Total | Foreign/ International (*) | | | | | | | |
| | | | | 1 975 | 1 969 | 124 | 6 | 0 | 3 | 54 | 4 | | | T | 1 562 | | 434 | 4 | 20 | |
| | | | | 2 786 | 2 786 | 16 | 0 | 0 | 2 | 316 | 1 | | | P | 3 555 | | 434 | 4 | 3 | |
| Ufi | | | | 16 361 | 16 156 | 4 617 | 205 | 12 | 37 | 812 | 487 | | | T | 19 841 | | 434 | 4 | 17 | |
| | | | | 334 | 334 | 45 | 0 | 0 | 3 | 29 | 3 | | | T | incl. in STOM-TOOL | | 434 | 4 | 19 | |
| | | | | 10 968 | 10 580 | 1 811 | 388 | 38 | 3 | 383 | 52 | | | T | 1 630 | | 434 | 4 | 5 | |
| | | | | 4 631 | 4 595 | 427 | 36 | 0 | 11 | 280 | 31 | | | T | 4 102 | | 434 | 4 | 4 | |
| | | | | 71 | 71 | 0 | 0 | 0 | 1 | 10 | 0 | | | T | 450 | | 434 | 4 | 4 | |
| | | | | 10 746 | 10 746 | 2 887 | 0 | 0 | 17 | 312 | 122 | | | T | 11 593 | | 434 | 4 | 19 | |
| | | | | 11 141 | 10 602 | 1 228 | 539 | 0 | 10 | 154 | 38 | | | T | 5 587 | | 434 | 4 | 26 | |
| | | | | 837 | 837 | 0 | 0 | 0 | 1 | 88 | 0 | | | P | 2 300 | | 434 | 4 | 3 | |
| | | | | 701 | 701 | 102 | 0 | 0 | 5 | 31 | 8 | | | T | incl. in STOM-TOOL | | 434 | 4 | 19 | |
| | | | | 145 | 124 | 10 | 21 | 0 | 1 | 11 | 1 | | | T | incl. in IFRE | | 434 | 4 | 7 | |
| Kiev (UA) | | | | | | | | | | | | | | | | | | | | |
| Ufi | | | | 1 868 | 1 868 | 138 | 0 | 0 | 4 | 107 | 5 | | | T | 6 228 | 0 | 238 | 3 | 7 | |
| | | | | 1 268 | 1 227 | 54 | 41 | 0 | 4 | 81 | 3 | | | T | 6 044 | 18 | 445 | 3 | 5 | |
| | | | | 5 794 | 5 794 | 1 351 | 0 | 0 | 6 | 235 | 30 | | | T/P | 15 517 | 115 | 445 | 3 | 12 | |
| Ufi | | | | 4 489 | 4 356 | 1 109 | 133 | 0 | 10 | 206 | 56 | | | T | 10 217 | 0 | 238 | 3 | 19 | |
| | | | | 2 171 | 2 171 | 780 | 0 | 0 | 5 | 75 | 9 | | | T | 7 392 | 42 | 445 | 3 | 2 | |
| Ufi | | | | 463 | 463 | 18 | 0 | 0 | 3 | 53 | 3 | | | T | 8 128 | | 238 | 3 | 4 | |
| | | | | 14 806 | 14 170 | 3 107 | 636 | 0 | 23 | 529 | 183 | | | T | 19 653 | 159 | 445 | 3 | 1 | |
| Ufi | | | | 799 | 799 | 0 | 0 | 0 | | 43 | 0 | | | T | incl. in Franchise | | 238 | 3 | 19 | |
| | | | | 18 516 | 17 995 | 8 414 | 521 | 0 | 17 | 293 | 67 | | | T | 17 646 | 127 | 445 | 3 | 1 | |
| Ufi | | | | 12 221 | 11 513 | 1 218 | 708 | 96 | 18 | 546 | 56 | | | T | 25 020 | 245 | 445 | 3 | 5 | |
| | | | | 5 639 | 5 639 | 958 | 0 | 0 | 6 | 213 | 34 | | | T | 9 189 | 0 | 445 | 3 | 2 | |
| Ufi | | | | 3 588 | 3 588 | 64 | 0 | 0 | 3 | 197 | 5 | | | T/P | 17 495 | 71 | 445 | 3 | 24 | |
| Ufi | | | | 3 140 | 3 140 | 47 | 0 | 0 | 4 | 147 | 6 | | | T/P | 16 120 | 74 | 445 | 3 | 24 | |
| Ufi | | | | 11 640 | 11 640 | 1 539 | 0 | 0 | 8 | 336 | 25 | | | T/P | 22 651 | 200 | 445 | 3 | 12 | |
| | | | | 7 990 | 7 990 | 799 | 0 | 0 | 12 | 335 | 44 | | | T | 10 043 | 62 | 445 | 3 | 25 | |
| Ufi | | | | 5 653 | 5 653 | 814 | 0 | 0 | 11 | 281 | 46 | | | T | 9 769 | 107 | 445 | 3 | 25 | |
| Ufi | | | | 1 571 | 1 571 | 287 | 0 | 0 | 9 | 108 | 13 | | | T | incl. in Food Expo | | 445 | 3 | 11 | |
| Kırkkale (TR) | | | | | | | | | | | | | | | | | | | | |
| | | | | 4 876 | 4 876 | 0 | | | | 74 | 0 | 0 | 0 | T/P | 14 549 | 0 | 48 | 16 | 1 | |
| | | | | 15 000 | 15 000 | 0 | | | | 79 | 0 | 0 | 0 | T/P | 87 500 | 0 | 636 | 16 | 1 | |
| | | | | 15 000 | 15 000 | 0 | | | | 22 | 0 | 0 | 0 | T/P | 45 089 | 0 | 636 | 16 | 16 | |
| | | | | 15 000 | 15 000 | 0 | | | | 127 | 0 | 0 | 0 | T/P | 110 000 | 0 | 636 | 16 | 1 | |
| | | | | 30 515 | 30 515 | 7 800 | | | 8 | 110 | 4 | 15 | 15 | T/P | 17 345 | 612 | 182 | 16 | 1 | |
| Kırşehir (TR) | | | | | | | | | | | | | | | | | | | | |
| | | | | 8 000 | 8 000 | 0 | | | | 44 | 0 | 15 | 15 | T/P | 6 500 | 0 | 172 | 16 | 1 | |
| Klagenfurt (AT) | | | | | | | | | | | | | | | | | | | | |
| | | | | 14 283 | 12 829 | 1 044 | 1 454 | 240 | 7 | 435 | 53 | 19 | 7 | P | 23 123 | 231 | 436 | 1 | 5 | |

(*) Please refer to each national definition given at the beginning of the report

2018 EVENTS BY CITY

| | Interval Year | Opening date | Closing date | Space | | | | Exhibitors | | | | | Visitors/Visits (*) | | | Organizer | Auditor | Industry sector | | |
|---|---------------|--------------|--------------|---------|---------------------|----------------------------|----------|----------------------------|--------------------|----------------------------------|----------------------------|-------------------|----------------------------|----------------------------|---------|-----------|---------|-----------------|-------|----------------------------|
| | | | | Total | Rented Space (sq.m) | | Open air | | from ... countries | Exhibitors with their own stands | | Represented firms | | Admission for Trade/Public | Total | | | | | |
| | | | | | Total | Foreign/ International (*) | Total | Foreign/ International (*) | | Total | Foreign/ International (*) | Total | Foreign/ International (*) | | | | | | | |
| | | | | | | | | | | | | | | | Total | | | | | Foreign/ International (*) |
|  Internationale Holzmesse | 2 | 29/8 | 1/9 | 28 348 | 14 002 | 4 162 | 14 345 | 1 130 | 21 | 334 | 118 | 12 | 8 | T | 16 018 | 4 965 | 436 | 1 | 5 | |
| Kocaeli (TR) | | | | | | | | | | | | | | | | | | | | |
| East Marmara 2nd Real Estate Fair | 1 | 21/3 | 25/3 | 1 756 | 1 756 | 0 | | | | 26 | 0 | 0 | 0 | T/P | 48 300 | 0 | 737 | 16 | 15 | |
| East Marmara Agriculture Fair | 1 | 11/4 | 15/4 | 6 761 | 6 761 | 0 | | | | 68 | 0 | 1 | 1 | T/P | 72 300 | 94 | 737 | 16 | 1 | |
| East Marmara Cosmetics and Personal Care Fair | 1 | 21/3 | 25/3 | 397 | 397 | 0 | | | | 25 | 0 | 0 | 0 | T/P | 48 300 | 0 | 737 | 16 | 14 | |
| East Marmara Greenhouse, Garden and Ornamental PlantsFair | 1 | 11/4 | 15/4 | 1 912 | 1 912 | 0 | | | | 39 | 0 | 0 | 0 | T/P | 72 300 | 94 | 737 | 16 | 1 | |
| Gebze Technical University Industry and Technology Summit | 1 | 11/4 | 14/4 | 4 107 | 4 107 | 60 | | | | 99 | 1 | 1 | 1 | T/P | 12 776 | 0 | 39 | 16 | 27 | |
| IDEV 2018 4th East Marmara Ideal Home, Wedding and Housing Fair | 1 | 21/3 | 25/3 | 3 424 | 3 424 | 0 | | | | 67 | 0 | 0 | 0 | T/P | 48 300 | 0 | 737 | 16 | 13 | |
| SANTEK 2018 5th Eastern Marmara Industry and Technology Fair | 1 | 31/10 | 3/11 | 4 917 | 4 917 | 0 | | | | 109 | 0 | 3 | 3 | T/P | 32 102 | 154 | 737 | 16 | 13 | |
| Kokkola (SF) | | | | | | | | | | | | | | | | | | | | |
| Edu+Job | 1 | 8/2 | 8/2 | 272 | 272 | 0 | | | 1 | 49 | | 0 | | T/P | | | 598 | 12 | 8 | |
| Köln (D) | | | | | | | | | | | | | | | | | | | | |
|  Anuga FoodTec - The international supplier fair for the food and drink industry | 3 | 20/3 | 23/3 | 75 950 | 75 716 | 38 646 | 234 | | 48 | 1 656 | 1 001 | | | T | 50 627 | 32 096 | 438 | 9 | 2 | |
| DACH + HOLZ International | 2 | 20/2 | 23/2 | 37 238 | 35 573 | 4 023 | 1 665 | | 31 | 581 | 123 | 8 | | T | 45 126 | 4 447 | 327 | 9 | 5 | See note 1 |
| dmexco - The Global Business and Innovation Platform | 1 | 12/9 | 13/9 | 28 590 | 28 565 | 9 419 | 25 | | 40 | 938 | 333 | | | T | 40 125 | 12 002 | 438 | 9 | 4 | |
|  FIBO - The Leading International Trade Show for Fitness, Wellness and Health | 1 | 12/4 | 15/4 | 69 532 | 69 532 | 35 904 | 0 | | 44 | 1 169 | 666 | | | T/P | 143 095 | 39 876 | 624 | 9 | 3, 22 | |
|  h+h cologne - International Trade Fair for Creative Handicraft + Hobby Supplies | 1 | 23/3 | 25/3 | 15 384 | 15 384 | 9 011 | 0 | | 43 | 418 | 306 | | | T | 15 970 | 6 132 | 438 | 9 | 25 | |
|  IEX - Insulation Expo Europe - International Trade Fair for Insulation Materials and Technologies | 2 | 16/5 | 17/5 | 5 256 | 5 256 | 2 455 | 0 | | 26 | 163 | 88 | | | T | 3 186 | 1 702 | 624 | 9 | 5 | |
|  imm cologne - The international interiors show | 1 | 15/1 | 21/1 | 141 772 | 141 772 | 93 556 | 0 | | 55 | 1 253 | 888 | | | T | 126 674 | 39 961 | 438 | 9 | 12 | |
| INTERNATIONALE EISENWARENMESSE KÖLN - International Hardware Fair Cologne | 2 | 4/3 | 6/3 | 69 484 | 69 484 | 51 022 | 0 | | 58 | 2 762 | 2 403 | | | T | 47 424 | 32 938 | 438 | 9 | 5, 19 | |
|  ISM - The world's largest trade fair for sweets and snacks | 1 | 28/1 | 31/1 | 46 578 | 46 578 | 35 183 | 0 | | 72 | 1 660 | 1 430 | | | T | 39 844 | 28 314 | 438 | 9 | 2 | See note 2 |
|  Kind + Jugend - The Trade Show for Kids' First Years | 1 | 20/9 | 23/9 | 56 191 | 56 191 | 42 245 | 0 | | 49 | 1 212 | 1 038 | | | T | 24 812 | 18 611 | 438 | 9 | 25 | |
|  ORGATEC - New visions of work | 2 | 23/10 | 27/10 | 78 158 | 78 158 | 51 090 | 0 | | 39 | 749 | 568 | | | T | 63 166 | 35 269 | 438 | 9 | 12 | |
| ProSweets Cologne - The international supplier fair for the sweets and snacks industry | 1 | 28/1 | 31/1 | 9 495 | 9 495 | 5 819 | 0 | | 33 | 319 | 214 | 3 | 3 | T | 21 734 | 16 727 | 438 | 9 | 2 | See note 2 |
| spoga horse (spring) - International Trade Fair for Equestrian Sports | 1 | 4/2 | 6/2 | 7 191 | 7 191 | 3 944 | 0 | | 20 | 171 | 114 | | | T | 3 582 | 1 829 | 438 | 9 | 3 | |
|  spoga+gafa/spoga horse (autumn) - The garden trade fair, Cologne/International Trade Fair for Equestrian Sports | 1 | 2/9 | 4/9 | 110 937 | 109 692 | 84 854 | 1 245 | 882 | 61 | 2 172 | 1 850 | | | T | 39 104 | 25 197 | 438 | 9 | 3 | |
| Konya (TR) | | | | | | | | | | | | | | | | | | | | |
| Book Fair | 1 | 27/4 | 6/5 | 3 000 | 3 000 | 0 | | | | 53 | 0 | 0 | 0 | T/P | 32 000 | 0 | 274 | 16 | 3 | |
| Iskon 2018 - Konya 13.Handling, Storage, Transport, Crane And Logistics Fair | 1 | 10/5 | 13/5 | 1 381 | 1 381 | 0 | | | 1 | 27 | 0 | 2 | 2 | T/P | 37 742 | 174 | 741 | 16 | 26 | |
| Konelex 2018 - Konya 13.Electric, Electronic, Electromechanic, Energy Generation, Automation Fair | 1 | 10/5 | 13/5 | 1 603 | 1 603 | 0 | | | 11 | 44 | 0 | 5 | 5 | T/P | 37 742 | 174 | 741 | 16 | 13 | |

Note 1: Event with changing venues

Note 2: Visitor attendance determined by a representative poll in the combination of ISM/ ProSweets Cologne. Multiple answers were permitted

(*) Please refer to each national definition given at the beginning of the report

2018 EVENTS BY CITY

| | Interval Year | Opening date | Closing date | Space | | | | Exhibitors | | | | Visitors/Visits (*) | | | | Organizer | Auditor | Industry sector | |
|--|---------------|---------------|--------------|---------------------|--------|----------|---------------------------|----------------------------------|-------|---------------------------|-------|----------------------------|---------------------------|------------------------|---------------------------|-----------|---------|-----------------|--|
| | | | | Rented Space (sq.m) | | | | Exhibitors with their own stands | | Represented firms | | Admission for Trade/Public | Total | | | | | | |
| | | | | Total | Halls | Open air | Foreign/International (*) | from ... countries | Total | Foreign/International (*) | Total | | Foreign/International (*) | Total | Foreign/International (*) | | | | |
| Konmak 2018 Konya 15.Metal Processing Machines, Welding, Drilling, Cutting Technologies, Materials And Hand Tools Fair | 1 | 10/5 | 13/5 | 11 075 | 11 075 | 9 | | 20 | 145 | 1 | 32 | 32 | T/P | 37 742 | 174 | 741 | 16 | 19 | |
| Konya 15. Construction Fair | 1 | 19/4 | 22/4 | 3 275 | 3 275 | 0 | | 2 | 62 | 0 | 3 | 3 | T/P | 45 647 | 93 | 741 | 16 | 5 | |
| Konya 4th Sheet Metal Processing Technologies Fair | 1 | 10/5 | 13/5 | 2 442 | 2 442 | 0 | | 1 | 28 | 0 | 1 | 1 | T/P | 37 742 | 174 | 741 | 16 | 19 | |
| Konya 8. Furniture, Decoration and Ideal Home 2018 | 1 | 19/4 | 22/4 | 1 425 | 1 425 | 0 | | 1 | 30 | 0 | 1 | 1 | T/P | 45 647 | 93 | 741 | 16 | 12 | |
| Konya Agriculture 2018 16th Agriculture, Agricultural Mechanization and Field Technologies Fair | 1 | 20/3 | 24/3 | 47 159 | 47 159 | 214 | | 12 | 387 | 10 | 36 | 36 | T/P | 307 919 | 3 640 | 741 | 16 | 1 | |
| Konya Residential Estate Fair 2. Housing, office, land, investment and finance fair | 1 | 19/4 | 22/4 | 5 931 | 5 931 | 0 | | | 66 | 0 | 0 | 0 | T/P | 45 647 | 93 | 741 | 16 | 15 | |
| Konya Urban 2018 - 14..Municipal Necessities, Urban Furnishing, Landscaping, Fire Engines and Fire Safety Fair | 1 | 19/4 | 22/4 | 2 623 | 2 623 | 0 | | | 44 | 0 | 0 | 0 | T/P | 45 647 | 93 | 741 | 16 | 3 | |
| Kortrijk (BE) | | | | | | | | | | | | | | | | | | | |
| Anido | 2 | To be updated | | | | | | | | | | | T | | | 441 | | 1 | |
| Bouwexpo | 1 | To be updated | | | | | | | | | | | P | | | 441 | | 5 | |
| Dancefair | 1 | To be updated | | | | | | | | | | | P | | | 441 | | 3 | |
| E-Commerce Xpo | 1 | To be updated | | | | | | | | | | | T | | | 441 | | 4 | |
| Fugare | 1 | To be updated | | | | | | | | | | | P | | | 441 | | 3 | |
| Interpom/Primeurs | 2 | To be updated | | | | | | | | | | | T | | | 441 | 7 | 1 | |
| Intrafood | 2 | To be updated | | | | | | | | | | | T | | | 441 | | 2 | |
| Just Beer | 1 | To be updated | | | | | | | | | | | P | | | 441 | | 3 | |
| Prototyping | 1 | To be updated | | | | | | | | | | | T | | | 441 | | 19 | |
| Sign2Com | 2 | To be updated | | | | | | | | | | | T | | | 441 | | 11 | |
| Skywonder | 1 | To be updated | | | | | | | | | | | T | | | 441 | | 20 | |
| Tavola | 2 | To be updated | | | | | | | | | | | T | | | 441 | | 2 | |
| Tools4Schools | 1 | To be updated | | | | | | | | | | | T | | | 441 | | 8 | |
| Tuinexpo | 1 | To be updated | | | | | | | | | | | P | | | 441 | | 3 | |
| Utility2Build | 2 | To be updated | | | | | | | | | | | T | | | 441 | | 5 | |
| Utility2Build | 1 | To be updated | | | | | | | | | | | T | | | 441 | | 5 | |
| Velofollies | 1 | To be updated | | | | | | | | | | | P | | | 441 | | 3 | |
| Kraków (PL) | | | | | | | | | | | | | | | | | | | |
| Book Fair | 1 | 25/10 | 28/10 | 4 104 | 4 104 | 103 | 0 | 0 | 21 | 619 | 54 | | P | 65 144 | | 712 | 4 | 8 | |
| Creative Foundry | | 24/9 | 26/9 | 526 | 526 | 258 | 0 | 0 | 16 | 53 | 34 | | T | 930 | 604 | 603 | 4 | 19 | |
| Education | 1 | 22/3 | 24/3 | 4 652 | 4 652 | 108 | 0 | 0 | 6 | 157 | 5 | | P | free | | 712 | 4 | 8 | |
| ENOEXPO | 1 | 7/11 | 9/11 | 1 052 | 1 052 | 522 | 0 | 0 | 14 | 134 | 85 | | T/P | incl. in Horeca | | 712 | 4 | 2 | |
| Family Book Piknik | 1 | 15/9 | 16/9 | 294 | 294 | 0 | 0 | 0 | 1 | 25 | 0 | | P | 4 000 | | 712 | 4 | 8 | |
| FASTENER POLAND | 1 | 16/10 | 18/10 | 1 778 | 1 778 | 1 181 | 0 | 0 | 14 | 176 | 122 | | T | incl. in Kompozyt-Expo | | 712 | 4 | 19 | |
| GASTROFOOD/HORECA | 1 | 7/11 | 9/11 | 2 699 | 2 667 | 323 | 32 | 0 | 10 | 206 | 28 | | T | 13 753 | 216 | 712 | 4 | 2 | |
| International Cosmetology Congress | 1 | 17/11 | 18/11 | 2 881 | 2 881 | 0 | 0 | 0 | 1 | 192 | 0 | | T | 24 811 | | 96 | 4 | 14 | |
| KOMPOZYT-EXPO | 1 | 16/10 | 17/10 | 1 759 | 1 739 | 309 | 20 | 0 | 18 | 136 | 56 | | T | 3 250 | 368 | 712 | 4 | 17 | |
| Krakdent | 1 | 8/3 | 10/3 | 6 020 | 5 970 | 672 | 50 | 0 | 28 | 447 | 145 | | T | 16 176 | 183 | 712 | 4 | 22 | |
| MDO Kraków | 1 | 1/9 | 2/9 | 566 | 566 | 0 | 0 | 0 | 1 | 18 | 0 | | P | 1 063 | 0 | 603 | 4 | 12 | |
| Moto Show | 1 | 19/5 | 20/5 | 5 699 | 5 090 | 540 | 609 | 0 | 6 | 149 | 28 | | P | 10 269 | | 712 | 4 | 16 | |
| Real Estate | 2x1 | 17/3 | 18/3 | 766 | 766 | 0 | 0 | 0 | 1 | 77 | 0 | | P | | | 564 | 4 | 15 | |
| Real Estate | 2x1 | 22/9 | 23/9 | 753 | 753 | 0 | 0 | 0 | 1 | 80 | 0 | | P | | | 564 | 4 | 15 | |
| Seniors Fair | 1 | 5/10 | 6/10 | 606 | 606 | 0 | 0 | 0 | 2 | 96 | 1 | | P | 2 609 | 0 | 712 | 4 | 3 | |
| SyMAS/Maintenance | 1 | 10/10 | 11/10 | 2 805 | 2 805 | 770 | 0 | 0 | 11 | 209 | 68 | | T | 2 431 | 57 | 712 | 4 | 19 | |

(*) Please refer to each national definition given at the beginning of the report

2018 EVENTS BY CITY

| | Interval Year | Opening date | Closing date | Space | | | | Exhibitors | | | | Visitors/visits (*) | | | | Organizer | Auditor | Industry sector | | | |
|--|---------------|--------------|--------------|---------------------|-------------|---------------------------|----------------|----------------------------------|--------------------|-------------------|---------------------------|----------------------------|---------------------------|---------------------------|---------------------------|-----------|----------|-----------------|--------|---|--|
| | | | | Rented Space (sq.m) | | | | Exhibitors with their own stands | | Represented firms | | Admission for Trade/Public | | Foreign/International (*) | | | | | | | |
| | | | | Total | Halls Total | Foreign/International (*) | Open air Total | Foreign/International (*) | from ... countries | Total | Foreign/International (*) | Total | Foreign/International (*) | Total | Foreign/International (*) | | | | | | |
| Kütahya (TR) | | | | | | | | | | | | | | | | | | | | | |
| KÜTAF 18 | 1 | 25/4 | 29/4 | 7 200 | 7 200 | 0 | | | | | 131 | 0 | 0 | 0 | T/P | 77 500 | 0 | 315 | 16 | 1 | |
| La Grande Motte (F) | | | | | | | | | | | | | | | | | | | | | |
| FRANCE CE LA GRANDE MOTTE | 1 | 10/4 | 10/4 | 352 | 352 | 4 | 0 | 0 | 1 | 60 | 1 | | | T | 470 | 0 | 146 | 8 | 4 | | |
| La Rochelle (F) | | | | | | | | | | | | | | | | | | | | | |
| ANTIQUAIRES - LA ROCHELLE | 1 | 9/11 | 11/11 | 2 152 | 2 152 | 18 | 0 | 0 | 1 | 124 | 1 | | | P | 5 155 | 0 | 147 | 8 | 3 | | |
| ATLANTICA - LA ROCHELLE | 1 | 9/10 | 11/10 | 20 307 | 13 277 | 532 | 7 030 | 420 | 7 | 482 | 18 | | | T | 7 658 | 185 | 282 | 8 | 2 | | |
| COMPTOIR PRO - LA ROCHELLE | 1 | 4/3 | 6/3 | 1 196 | 1 196 | 12 | 0 | 0 | 1 | 74 | 1 | 74 | 1 | T | 1 320 | 0 | 129 | | 2 | | |
| DECORATION - LA ROCHELLE | 1 | 19/10 | 22/10 | 2 506 | 2 506 | 0 | 0 | 0 | | 139 | 0 | | | P | 9 996 | 0 | 446 | 7 | 12 | | |
| FOIRE EXPOSITION - LA ROCHELLE | 1 | 31/8 | 9/9 | 27 281 | 8 276 | 18 | 19 005 | 90 | 3 | 342 | 3 | | | P | 45 904 | 0 | 147 | 8 | 27 | | |
| GASTRONOMIE - LA ROCHELLE | 1 | 9/11 | 11/11 | 942 | 942 | 0 | 0 | 0 | | 82 | 0 | | | P | 7 454 | 0 | 147 | 8 | 2 | | |
| IMMOBILIER CHARENTE-MARITIME - LA ROCHELLE | 1 | 2/2 | 4/2 | 1 131 | 1 131 | 0 | 0 | 0 | | 76 | 0 | | | P | 3 387 | 0 | 446 | 7 | 15 | | |
| JOURNÉE MONDIALE DU DIABETE - LA ROCHELLE | 1 | 14/11 | 14/11 | 84 | 84 | 0 | 0 | 0 | | 14 | 0 | | | T | 324 | 0 | 637 | 7 | 22 | | |
| MARATHON DE LA ROCHELLE | 1 | 23/11 | 24/11 | 817 | 817 | 12 | 0 | 0 | | 56 | 2 | | | P | 18 104 | 0 | 70 | 8 | 3 | | |
| RESPIRE LA VIE - LA ROCHELLE | 1 | 23/3 | 25/3 | 1 217 | 1 217 | 146 | 0 | 0 | | 146 | 5 | | | P | 9 659 | 0 | 688 | 7 | 2 | | |
| SALON HABITAT - LA ROCHELLE | 1 | 23/2 | 25/2 | 2 381 | 2 381 | 0 | 0 | 0 | | 151 | 0 | | | P | 9 593 | 0 | 446 | 7 | 12 | | |
| La Roche-Sur-Foron (F) | | | | | | | | | | | | | | | | | | | | | |
| EQUID'ESPACE - LA ROCHE SUR FORON | 1 | 28/9 | 30/9 | 1 992 | 1 992 | 184 | 0 | 0 | 5 | 100 | 10 | 110 | 34 | P | 12 637 | 0 | 68 | 8 | 3 | | |
| FOIRE INTERNATIONALE HAUTE SAVOIE MONT-BLANC - ROCHE SUR FORON | 1 | 28/4 | 8/5 | 27 450 | 16 243 | 611 | 11 207 | 216 | 8 | 530 | 22 | 1 014 | 424 | P | 80 073 | 0 | 68 | 8 | 27 | | |
| MIEUX VIVRE EXPO | 1 | 31/10 | 4/11 | 9 174 | 9 168 | 165 | 6 | 0 | 5 | 331 | 9 | 561 | 188 | P | 27 591 | 0 | 68 | 8 | 12 | | |
| NATURELLIA | 2 | 23/11 | 25/11 | 2 488 | 2 488 | 21 | 0 | 0 | | 82 | 3 | | | T | 3 884 | 0 | 68 | 8 | 27 | | |
| NATURELLIA | 1 | 23/11 | 25/11 | 759 | 759 | 21 | 0 | 0 | 2 | 82 | 3 | 71 | 19 | P | 3 884 | 0 | 68 | 8 | 27 | | |
| Lahti (SF) | | | | | | | | | | | | | | | | | | | | | |
| Caravan 2018 | 1 | 20/9 | 23/9 | 13 645 | 13 316 | | 329 | | 3 | 68 | | 55 | | T | 14 488 | | 450 | 12 | 6 | | |
| Kätevä & Tekevä 2018 | 1 | 3/11 | 4/11 | 2 018 | 2 005 | | 13 | | 2 | 186 | | 58 | | T | 7 798 | | 450 | 12 | 3 | | |
| Kokonaisturvallisuus 2018 | | 7/9 | 8/9 | 3 543 | 3 207 | | 336 | | 1 | 78 | | 23 | | T/P | 10 071 | | 450 | 12 | 7 | | |
| Pihapiiri 2018 | 2 | 27/4 | 29/4 | 2 957 | 2 876 | | 81 | | 4 | 142 | | 16 | | T | 7 798 | | 450 | 12 | 3 | | |
| Raksa 2018 | 1 | 9/3 | 11/3 | 7 526 | 7 287 | | 239 | | 2 | 223 | | 30 | | T/P | 14 752 | | 450 | 12 | 4 | | |
| L'Aigle (F) | | | | | | | | | | | | | | | | | | | | | |
| ANTIQUITÉ ET BROCANTE - L'AIGLE | 1 | 31/3 | 2/4 | 897 | 897 | 0 | 0 | 0 | | 60 | 0 | | | P | 1 711 | 0 | 168 | 7 | 3 | | |
| Lanester (F) | | | | | | | | | | | | | | | | | | | | | |
| FESTIVAL DU CAMPING-CAR ET DU FOURGON - LORIENT | 1 | 21/9 | 23/9 | 2 880 | 2 880 | 0 | 0 | 0 | | 1 | 0 | | | P | 1 070 | 0 | 114 | 7 | 26 | | |
| VIVING - LORIENT | 1 | 24/3 | 26/3 | 1 737 | 1 737 | 0 | 0 | 0 | | 95 | 0 | | | P | 5 551 | 0 | 332 | 8 | 12 | | |
| Las Palmas de Gran Canaria (E) | | | | | | | | | | | | | | | | | | | | | |
| 12ª FERIA INTERNACIONAL CANAGUA & ENERGÍA | 2x1 | 4/10 | 6/10 | 1 251 | 919 | 63 | 0 | 0 | 5 | 42 | 5 | 0 | 0 | T/P | 1 456 | 33 | 390 | 11 | 9, 10 | | |
| ANIMUNDO FERIA DEL ANIMAL DE COMPAÑÍA | 1 | 6/7 | 7/7 | 2 844 | 312 | 0 | 0 | 0 | 1 | 16 | 0 | 0 | 0 | P | 4 437 | | 390 | 11 | 3 | | |
| FIMAR, 18 FERIA INTERNACIONAL DEL MAR | 1 | 18/5 | 20/5 | 1 792 | 0 | 0 | 1 574 | 0 | 1 | 82 | 0 | 0 | 0 | P | 44 662 | | 390, 796 | 11 | 3, 10 | | |
| FISALDO 2018, 19ª FERIA DE LOS SALDOS Y LAS OPORTUNIDADES | 1 | 6/6 | 10/6 | 3 217 | 2 607 | 0 | 610 | 0 | 1 | 61 | 0 | 0 | 0 | P | 21 562 | | 390 | 11 | 25, 27 | | |
| GRAN CANARIA ME GUSTA 2018 | 1 | 9/3 | 11/3 | 2 089 | 963 | 0 | 48 | 0 | 1 | 53 | 0 | 0 | 0 | T/P | 9 039 | 0 | 390 | 11 | 27 | | |
| MOVELEC 2º SALON DEL VEHICULO ELECTRICO DE CANARIAS | 1 | 28/4 | 29/4 | 2 501 | 557 | 0 | 1 776 | 0 | 1 | 15 | 0 | 0 | 0 | P | 2 130 | | 390 | 11 | 16 | | |
| PLANETA GRAN CANARIA 2018-19, 20º FESTIVAL DE LA INFANCIA | 1 | 26/12 | 4/1 | 10 368 | 6 700 | 0 | 3 668 | 0 | 1 | 14 | 0 | 0 | 0 | P | 35 850 | | 390 | 11 | 3 | | |
| Lausanne (CH) | | | | | | | | | | | | | | | | | | | | | |
| Aventure Expo | 1 | 23/3 | 25/3 | 845 | 845 | | | | | 25 | | | | T/P | 7 800 | | 601 | | 3 | | |
| Comptoir Suisse | 1 | 14/9 | 23/9 | 40 000 | 40 000 | | | | | 330 | 30 | | | T/P | 61 232 | | 492 | | 27 | | |
| HABITAT-JARDIN | 1 | 3/3 | 11/3 | 37 113 | 37 113 | | | | | 434 | 26 | | | T/P | 74 623 | | 492 | | 3 | | |
| ILMAC Lausanne | 2 | 3/10 | 4/10 | 4 990 | 4 990 | | | | | 154 | 21 | | | T/P | 1 490 | | 492 | | 17 | | |




(*) Please refer to each national definition given at the beginning of the report

2018 EVENTS BY CITY

| | Interval Year | Opening date | Closing date | Space | | | | Exhibitors | | | | Visitors/Visits (*) | | Organizer | Auditor | Industry sector | | | | |
|---|---------------|--------------|--------------|--------|---------------------|----------------------------|----------|----------------------------|--------------------|-------|----------------------------|---------------------|----------------------------|-----------|---------|-----------------|-----|----------------------------|-------|----------------------------|
| | | | | Total | Rented Space (sq.m) | | Open air | | from ... countries | Total | Foreign/ International (*) | Represented firms | | | | | | Admission for Trade/Public | Total | Foreign/ International (*) |
| | | | | | Total | Foreign/ International (*) | Total | Foreign/ International (*) | | | | Total | Foreign/ International (*) | | | | | | | |
| Junior Days | 1 | 24/3 | 25/3 | 2 166 | 2 166 | | | | | 30 | | | | T/P | 2 150 | | 770 | | 3 | |
| Lausanne Art Fair | 1 | 19/4 | 22/4 | 5 400 | 5 400 | | | | | 80 | | | | T/P | 15 000 | | 50 | | 3 | |
| Les Pucés du Design.ch | 1 | 4/5 | 6/5 | 5 452 | 5 452 | | | | | 80 | | | | T/P | 4 000 | | 69 | | 3 | |
| Mednat Expo & Agrobiorama Expo | 1 | 22/3 | 25/3 | 10 762 | 10 762 | | | | | 194 | 37 | | | T/P | 9 670 | | 492 | | 1 | |
| Salon des Métiers et de la Formation Lausanne | 1 | 27/11 | 2/12 | 10 500 | 10 500 | | | | | 105 | 1 | | | T/P | 34 260 | | 492 | | 8 | |
| Salon du mariage et des amoureux | 1 | 19/1 | 21/1 | 5 400 | 5 400 | | | | | 83 | | | | T/P | 3 490 | | 346 | | 3 | |
| Salon du vélo et de la mobilité durable | 1 | 23/3 | 25/3 | 1 856 | 1 856 | | | | | 30 | | | | T/P | 7 800 | | 601 | | 10 | |
| SECURITE LAUSANNE | 2 | 14/11 | 16/11 | 5 400 | 5 400 | | | | | 61 | 1 | | | T/P | 2 125 | | 492 | | 7 | |
| SWISS EXPO | 1 | 11/1 | 14/1 | 31 000 | 31 000 | | | | | 129 | | | | T/P | 11 033 | | 707 | | 1 | |
| Swiss Fantasy Show | | 26/5 | 27/5 | 5 241 | 5 241 | | | | | 60 | | | | T/P | 3 000 | | 464 | | 3 | |
| Le Bourget (F) | | | | | | | | | | | | | | | | | | | | |
| APPAREL SOURCING PARIS | 2x1 | 17/9 | 20/9 | 6 911 | 6 911 | 6 861 | 0 | 0 | 16 | 627 | 621 | | | T | | 0 | 510 | | 25 | |
| APPAREL SOURCING PARIS | 2x1 | 11/2 | 14/2 | 2 886 | 2 886 | 2 877 | 0 | 0 | 16 | 288 | 287 | | | T | | 0 | 510 | | 25 | |
| BOURGET NON AL - BOURGET | 1 | 16/1 | 17/1 | 20 000 | 20 000 | 0 | 0 | 0 | | 588 | 0 | | | T | 1 884 | 0 | 456 | 7 | 2 | |
| TEXWORLD PARIS | 2x1 | 11/2 | 14/2 | 12 414 | 12 414 | 12 300 | 0 | 0 | 21 | 769 | 758 | | | T | 13 457 | 10 878 | 510 | 8 | 25 | |
| TEXWORLD PARIS | 2x1 | 17/9 | 20/9 | 17 182 | 17 182 | 17 105 | 0 | 0 | 29 | 1 093 | 1 083 | | | T | 14 817 | 12 070 | 510 | 8 | 25 | |
| Le Havre (F) | | | | | | | | | | | | | | | | | | | | |
| FOIRE EXPOSITION - LE HAVRE | 1 | 10/11 | 18/11 | 3 909 | 3 909 | 0 | 0 | 0 | | 131 | 0 | | | P | 16 519 | 0 | 563 | 8 | 27 | |
| HABITAT & DECORATION - LE HAVRE | 1 | 16/2 | 19/2 | 1 329 | 1 329 | 0 | 0 | 0 | | 83 | 0 | | | P | 3 862 | 0 | 563 | 8 | 12 | |
| VINS ET GASTRONOMIE - LE HAVRE | 1 | 24/2 | 26/2 | 1 206 | 1 206 | 18 | 0 | 0 | 2 | 111 | 2 | | | P | 15 141 | 0 | 332 | 8 | 2 | |
| Le Mans (F) | | | | | | | | | | | | | | | | | | | | |
| AUTO MOTO RETRO - LE MANS | 1 | 30/3 | 1/4 | 4 246 | 4 246 | 0 | 0 | 0 | | 169 | 0 | | | P | 11 302 | 0 | 457 | 7 | 3 | |
| BELLE BROCANTE - LE MANS | 1 | 6/1 | 7/1 | 1 155 | 1 155 | 0 | 0 | 0 | | 70 | 0 | | | P | 2 870 | 0 | 577 | 7 | 3 | |
| FOIRE DU MANS "LES QUATRE JOURS" - LE MANS | 1 | 13/9 | 17/9 | 48 129 | 48 129 | 99 | 0 | 0 | | 517 | 5 | | | P | 102 187 | 0 | 457 | 7 | 27 | |
| FRANCE CE LE MANS | 1 | 18/10 | 18/10 | 272 | 272 | 0 | 0 | 0 | | 53 | 0 | | | T | 315 | 0 | 146 | | 4 | |
| HABITAT - LE MANS | 1 | 16/3 | 18/3 | 3 906 | 3 906 | 18 | 0 | 0 | | 202 | 1 | | | P | 11 630 | 0 | 457 | 7 | 12 | |
| IMMOBILIER, EPARGNE ET PATRIMOINE - LE MANS | 1 | 9/11 | 11/11 | 852 | 852 | 0 | 0 | 0 | | 61 | 0 | | | P | 2 422 | 0 | 446 | 7 | 15 | |
| PUCES DE PRINTEMPS - LE MANS | 1 | 24/2 | 25/2 | 1 026 | 1 026 | 0 | 0 | 0 | | 54 | 0 | | | P | 2 278 | 0 | 577 | 7 | 3 | |
| PUCES SARTHOISES | 1 | 9/11 | 11/11 | 1 473 | 1 473 | 0 | 0 | 0 | | 73 | 0 | | | P | 3 352 | 0 | 577 | 7 | 3 | |
| VINS ET GASTRONOMIE - LE MANS | 1 | 30/11 | 2/12 | 1 027 | 1 027 | 0 | 0 | 0 | | 90 | 0 | | | P | 7 033 | 0 | 332 | 8 | 2 | |
| Leipzig (D) | | | | | | | | | | | | | | | | | | | | |
| CADEAUX Leipzig - Trade Fair for Gifts and Lifestyle Trends (Spring) | 1 | 3/3 | 5/3 | 6 251 | 6 251 | 464 | 0 | | 12 | 201 | 19 | 1 | | T | 6 261 | | 461 | 9 | 13 | |
| CADEAUX Leipzig - Trade Fair for Gifts and Lifestyle Trends (Autumn) | 1 | 1/9 | 3/9 | 6 397 | 6 397 | 420 | 0 | | 11 | 246 | 15 | 1 | | T | 4 807 | | 461 | 9 | 13 | |
| denkmal - Europe's Leading Trade Fair for Conservation, Restoration and Old Building Renovation | 2 | 8/11 | 10/11 | 7 602 | 7 602 | 1 228 | 0 | | 18 | 447 | 73 | 2 | | T | 11 426 | 1 634 | 461 | 9 | 5 | |
| Fachdental Leipzig | 1 | 28/9 | 29/9 | 3 729 | 3 729 | 489 | 0 | | 15 | 205 | 25 | 8 | 6 | T | 3 854 | 39 | 452 | 9 | 22 | |
| Haus-Garten-Freizeit/mitteldeutsche handwerksmesse/Beach & Boat/Forum Auto | 1 | 10/2 | 18/2 | 29 371 | 29 371 | 3 145 | 0 | | 22 | 1 118 | 123 | 2 | | P | 172 952 | | 461 | 9 | 27 | |
| Leipziger Tierärztekongress - Leipzig Veterinary Congress with Industrial Exhibition vetexpo | 2 | 1/9 | 3/9 | 3 963 | 3 963 | 385 | 0 | | 16 | 240 | 30 | | | T | 13 750 | 646 | 461 | 9 | 22 | |
| MIDORA Leipzig - TRADE FAIR FOR WATCHES AND JEWELLERY | 1 | 5/10 | 7/10 | 2 290 | 2 290 | 145 | 0 | | 8 | 91 | 8 | | | T | 1 282 | | 461 | 9 | 24 | |
| modell-hobby-spiel - Exhibition for Model Building, Model Railways, Creative Arts and Play | 1 | 15/5 | 18/5 | 18 205 | 18 205 | 944 | 0 | | 14 | 531 | 54 | 3 | | T | 74 840 | 2 245 | 461 | 9 | 3 | |
| OTWorld - International Trade Show and World Congress | 2 | 18/1 | 20/1 | 18 133 | 18 133 | 5 986 | 0 | | 43 | 576 | 306 | | | T/P | 21 133 | 7 397 | 461 | 9 | 22 | |

(*) Please refer to each national definition given at the beginning of the report

2018 EVENTS BY CITY

| | Interval Year | Opening date | Closing date | Space | | | | Exhibitors | | | | Visitors/Visits (*) | | | | Organizer | Auditor | Industry sector | | |
|---|---------------|---------------|--------------|---------------------|--------|----------|---------------------------|----------------------------------|---------------------------|-------------------|---------------------------|----------------------------|-------|---------------------------|--------|-----------|---------|-----------------|------|--|
| | | | | Rented Space (sq.m) | | | | Exhibitors with their own stands | | Represented firms | | Admission for Trade/Public | Total | | | | | | | |
| | | | | Total | Halls | Open air | Foreign/International (*) | Total | Foreign/International (*) | Total | Foreign/International (*) | | Total | Foreign/International (*) | | | | | | |
| Touristik & Caravanning International Leipzig - Tourism fair | 1 | 21/11 | 25/11 | 29 917 | 29 917 | 2 492 | 0 | 0 | 33 | 488 | 108 | 1 | | P | 62 983 | 630 | 452 | 9 | 3 | |
| Liège (BE) | | | | | | | | | | | | | | | | | | | | |
| E-Commerce Xpo Liège | 1 | To be updated | | | | | | | | | | | | T | | | 441 | | 4 | |
| HABITAT | 1 | To be updated | | | | | | | | | | | | P | | | 467 | | 3 | |
| JARDINEXPO | 1 | To be updated | | | | | | | | | | | | P | | | 467 | | 3 | |
| T&L Liège | 1 | To be updated | | | | | | | | | | | | T | | | 196 | | 26 | |
| VERT BLEU SOLEIL | 1 | To be updated | | | | | | | | | | | | P | | | 467 | | 3 | |
| Lille (F) | | | | | | | | | | | | | | | | | | | | |
| 48H DECO - LILLE | 1 | 3/11 | 4/11 | 435 | 435 | 96 | 0 | 0 | 1 | 36 | 6 | | | P | 2 052 | 0 | 470 | 8 | 12 | |
| AMENAGO - LILLE | 1 | 3/11 | 11/11 | 5 873 | 5 873 | 260 | 0 | 0 | 1 | 180 | 10 | | | P | 26 806 | 0 | 333 | 8 | 12 | |
| ART UP - LILLE | 1 | 15/2 | 18/2 | 4 418 | 4 418 | 924 | 0 | 0 | | 99 | 19 | | | T/P | 35 232 | 875 | 470 | 7 | 3 | |
| CHOCO & CO - LILLE | 1 | 2/2 | 4/2 | 493 | 493 | 0 | 0 | 0 | | 37 | 0 | | | P | 8 658 | 0 | 470 | 7 | 2 | |
| CONEXT - LILLE | 1 | 23/10 | 25/10 | 1 476 | 1 476 | 44 | 0 | 0 | | 93 | 5 | | | T | 4 098 | 197 | 333 | | 4 | |
| CREER - LILLE | 1 | 10/9 | 11/9 | 1 902 | 1 902 | 0 | 0 | 0 | | 144 | 0 | | | P | 7 372 | 0 | 470 | 7 | 4 | |
| EMPLOI - LILLE | 1 | 19/4 | 19/4 | 531 | 531 | 0 | 0 | 0 | | 67 | 0 | | | P | 2 283 | 0 | 470 | 7 | 4 | |
| ENERGIMO IMMOTISSIMO - LILLE | 1 | 16/3 | 18/3 | 2 769 | 2 769 | 60 | 0 | 0 | 2 | 88 | 3 | | | P | 10 118 | 0 | 333 | 8 | 15 | |
| ENVIES CULINAIRES - LILLE | 1 | 8/11 | 11/11 | 607 | 607 | 69 | 0 | 0 | 2 | 55 | 4 | | | P | 2 840 | 0 | 333 | 8 | 2 | |
| FASHION DAY - LILLE | 1 | 28/3 | 28/3 | 220 | 220 | 0 | 0 | 0 | | 28 | 0 | | | T | 1 622 | 0 | 470 | 7 | 25 | |
| FRANCE CE LILLE | 2x1 | 20/2 | 21/2 | 1 503 | 1 503 | 125 | 0 | 0 | 2 | 187 | 9 | 31 | 16 | T | 2 545 | 0 | 146 | 8 | 4 | |
| FRANCE CE LILLE | 2x1 | 11/9 | 12/9 | 1 398 | 1 398 | 102 | 0 | 0 | 2 | 172 | 7 | 33 | 15 | T | 2 098 | 0 | 146 | 8 | 4 | |
| GEEK DAYS - LILLE | 1 | 26/5 | 27/5 | 1 600 | 1 600 | 207 | 0 | 0 | 3 | 117 | 11 | | | P | 18 639 | 0 | 333 | | 3 | |
| ID CREATIVES - LILLE | 1 | 25/10 | 28/10 | 489 | 489 | 88 | 0 | 0 | 4 | 51 | 7 | | | P | 5 638 | 0 | 333 | 8 | 3 | |
| INTERNATIONAL LILLE TATTOO CONVENTION | 1 | 26/1 | 28/1 | 2 796 | 2 796 | 822 | 0 | 0 | | 201 | 54 | | | P | 16 014 | 0 | 470 | 7 | 3 | |
| JOURNÉE A3P MAITRISE DES PROCÉDÉS - LILLE | 1 | 30/1 | 31/1 | 16 | 16 | 4 | 0 | 0 | | 8 | 2 | | | T | 90 | 14 | 9 | 7 | 19 | |
| KIDS PARC - LILLE | 1 | 26/2 | 4/3 | 54 | 54 | 0 | 0 | 0 | | 4 | 0 | | | P | 24 684 | 0 | 470 | 7 | 13 | |
| LYCEEN ET ETUDIANT - LILLE | 1 | 11/1 | 13/1 | 4 353 | 4 353 | 264 | 0 | 0 | 5 | 287 | 25 | | | P | 72 988 | 0 | 448 | 8 | 8 | |
| NATURABIO - LILLE | 1 | 30/11 | 2/12 | 1 648 | 1 648 | 129 | 0 | 0 | | 193 | 17 | | | P | 12 952 | 0 | 688 | 7 | 10 | |
| TOURISSIMA - LILLE | 1 | 26/1 | 28/1 | 1 817 | 1 817 | 277 | 0 | 0 | 9 | 271 | 35 | | | P | 13 843 | 0 | 146 | 8 | 6 | |
| VINS DES VIGNERONS INDEPENDANTS - LILLE | 1 | 16/11 | 19/11 | 3 712 | 3 712 | 0 | 0 | 0 | | 607 | 0 | | | P | 39 645 | 0 | 766 | 8 | 1 | |
| VIVING - LILLE | 1 | 16/3 | 18/3 | 1 861 | 1 861 | 189 | 0 | 0 | 1 | 106 | 9 | | | P | 8 680 | 0 | 333 | 8 | 12 | |
| Limoges (F) | | | | | | | | | | | | | | | | | | | | |
| FOIRE DE LIMOGES ET DU LIMOUSIN | 1 | 5/5 | 13/5 | 9 976 | 9 976 | 45 | 0 | 0 | | 213 | 2 | | | P | 78 440 | 0 | 132 | 7 | 27 | |
| FRANCE CE LIMOGES | 1 | 2/10 | 2/10 | 262 | 262 | 0 | 0 | 0 | | 46 | 0 | | | T | 244 | 0 | 146 | | 4 | |
| HABITAT - LIMOGES | 2x1 | 21/9 | 23/9 | 3 397 | 3 397 | 0 | 0 | 0 | | 183 | 0 | | | P | 9 279 | 0 | 446 | 7 | 12 | |
| HABITAT ET DÉCORATION - LIMOGES | 1 | 9/3 | 11/3 | 4 036 | 4 036 | 0 | 0 | 0 | | 199 | 0 | | | P | 15 432 | 0 | 446 | 7 | 12 | |
| VINS DE FRANCE - LIMOGES | 1 | 23/2 | 25/2 | 1 352 | 1 352 | 0 | 0 | 0 | | 187 | 0 | | | P | 10 067 | 0 | 132 | 7 | 2 | |
| Lisbon (P) | | | | | | | | | | | | | | | | | | | | |
|  BTL – International Tourism Exhibition | 1 | 28/2 | 4/3 | 17 826 | 17 139 | 1 407 | 687 | 0 | 22 | 1 079 | 179 | 0 | 0 | T/P | 56 397 | 757 | 303 | 2 | 3, 6 | |
| Expo Sync Lisboa - Professional Salon of Audiovisual Technologies and Music, Photography and Multimedia | | 26/5 | 29/5 | 1 907 | 1 889 | 81 | 18 | 0 | 3 | 52 | 5 | 0 | 0 | T/P | 3 159 | 38 | 303 | 2 | 3 | |
|  FIA-LISBOA - International Handicraft Exhibition | 1 | 23/6 | 1/7 | 10 652 | 10 652 | 3 852 | 0 | 0 | 33 | 659 | 208 | 0 | 0 | P | 57 605 | 5 | 303 | 2 | 13 | |
| FUTURÁLIA - Youth, Career Training and Job Fair | 1 | 14/3 | 17/3 | 10 167 | 9 979 | 643 | 188 | 0 | 8 | 527 | 8 | 0 | 0 | P | 71 005 | 0 | 303 | 2 | 8 | |
| GREEN BUSINESS WEEK | 1 | 11/4 | 13/4 | 1 267 | 1 267 | 36 | 0 | 0 | 3 | 67 | 3 | 0 | 0 | T/P | 2 737 | 188 | 303 | 2 | 10 | |
| IN BEAUTY - International Cosmetics, Esthetics and Hair Exhibition | 1 | 27/10 | 29/10 | 3 734 | 3 734 | 629 | 0 | 0 | 11 | 138 | 44 | 0 | 0 | T/P | 22 784 | 0 | 267 | 2 | 14 | |
|  INTERCASA - International Exhibition for interior and exterior decoration | 1 | 3/10 | 7/10 | 3 889 | 3 889 | 27 | 0 | 0 | 3 | 111 | 9 | 0 | 0 | T/P | 6 032 | 0 | 303 | 2 | 12 | |
| LISBOA DESIGN SHOW | 1 | 3/10 | 7/10 | 1 854 | 1 854 | 99 | 0 | 0 | 10 | 106 | 14 | 0 | 0 | P | | | 303 | 2 | 12 | |

(*) Please refer to each national definition given at the beginning of the report

2018 EVENTS BY CITY

| | Interval Year | Opening date | Closing date | Space | | | | | Exhibitors | | | | | Visitors/Visits (*) | | Organizer | Auditor | Industry sector | | |
|---|---------------|--------------|--------------|--------|---------------------|---------------------------|----------|---------------------------|--------------------|----------------------------------|---------------------------|-------------------|---------------------------|----------------------------|---------------------|-----------|---------|-----------------|--------|---------------------------|
| | | | | Total | Rented Space (sq.m) | | Open air | | from ... countries | Exhibitors with their own stands | | Represented firms | | Admission for Trade/Public | Total | | | | | Foreign/International (*) |
| | | | | | Total | Foreign/International (*) | Total | Foreign/International (*) | | Total | Foreign/International (*) | Total | Foreign/International (*) | | | | | | | |
| | | | | | | | | | | | | | | | | | | | | |
| LISBON GAMES WEEK | 1 | 15/11 | 18/11 | 12 470 | 12 254 | 2 943 | 216 | 0 | 5 | 111 | 15 | 0 | 0 | P | 38 442 | 0 | 303 | 2 | 21 | |
| MOTORCLÁSSICO - International Fair of Classic Automobile and Motorcycle | 1 | 6/4 | 8/4 | 5 884 | 5 722 | 108 | 162 | 0 | 3 | 142 | 4 | 0 | 0 | P | 11 694 | 1 | 303 | 2 | 16 | |
| NATALIS - Lisbon Christmas Fair | 1 | 5/12 | 9/12 | 2 139 | 2 139 | 0 | 0 | 0 | 1 | 209 | 0 | 0 | 0 | P | free | | 303 | 2 | 13 | |
| NAUTICAMPO - International Exhibition of Boating, Sports, Adventure, Caravanning and Swimming-Pools | 1 | 4/4 | 8/4 | 9 694 | 9 676 | 117 | 18 | 0 | 5 | 187 | 22 | 0 | 0 | P | 23 996 | 5 | 303 | 2 | 3 | |
| PAPERGIFT - Art-Toys-paper and Digital Editions-school-Office-Holidays-Gift-Stationery-Advertising | 1 | 15/3 | 18/3 | 3 325 | 3 325 | 342 | 0 | 0 | 4 | 108 | 30 | 0 | 0 | T | 4 401 | 44 | 303 | 2 | 11, 13 | |
| PET FESTIVAL - Pet Exhibition | 1 | 2/2 | 4/2 | 9 377 | 9 368 | 45 | 9 | 0 | 2 | 231 | 16 | 0 | 0 | P | 25 375 | 0 | 303 | 2 | 3 | |
| Portugal Economia Social | | 23/5 | 24/5 | 1 194 | 1 194 | 0 | 0 | 0 | 1 | 61 | 0 | 0 | 0 | T/P | 971 | 1 | 303 | 2 | 4 | |
| SIL - Lisbon Real Estate Exhibition | 1 | 3/10 | 7/10 | 5 878 | 5 878 | 45 | 0 | 0 | 3 | 163 | 2 | 0 | 0 | T/P | 13 063 | 1 | 303 | 2 | 15 | |
| TEKTÓNICA - International Construction and Public Works Exhibition | 1 | 16/5 | 19/5 | 10 425 | 8 600 | 609 | 1 825 | 307 | 11 | 326 | 37 | 0 | 0 | T/P | 15 747 | 307 | 303 | 2 | 5 | |
| VINTAGE FESTIVAL | 1 | 3/10 | 7/10 | 1 855 | 1 554 | 63 | 301 | 0 | 3 | 72 | 4 | 0 | 0 | P | 4 637 | 2 | 303 | 2 | 27 | |
| Lisieux (F) | | | | | | | | | | | | | | | | | | | | |
| ANTIQUAIRES - BROCANTE - LISIEUX | 1 | 9/2 | 11/2 | 891 | 891 | 0 | 0 | 0 | | 61 | 0 | | | P | 1 140 | 0 | 757 | 7 | 3 | |
| ANTIQUAIRES BROCANTEURS - LISIEUX | 2x1 | 9/11 | 11/11 | 1 035 | 1 035 | 0 | 0 | 0 | | 72 | 0 | | | P | 1 252 | 0 | 757 | 7 | 3 | |
| ANTIQUAIRES BROCANTEURS - LISIEUX | 2x1 | 10/4 | 13/4 | 786 | 786 | 0 | 0 | 0 | | 55 | 0 | | | P | 1 272 | 0 | 757 | 7 | 3 | |
| BOURSE MILITARIA - LISIEUX | 2x1 | 4/11 | 4/11 | 551 | 551 | 0 | 0 | 0 | | 99 | 0 | | | P | 965 | 0 | 757 | 7 | 3 | |
| MILITARIA - LISIEUX | 1 | 4/3 | 4/3 | 391 | 391 | 0 | 0 | 0 | | 96 | 0 | | | P | 726 | 0 | 757 | 7 | 3 | |
| Ljubljana (SLO) | | | | | | | | | | | | | | | | | | | | |
| Ambient Ljubljana | 1 | 7/11 | 11/11 | 5 488 | 5 488 | 337 | 0 | 0 | 5 | 144 | 12 | 78 | 75 | P | 13 842 | | 345 | 1 | 12 | |
| Lódz (PL) | | | | | | | | | | | | | | | | | | | | |
| Brewery | 1 | 9/3 | 10/3 | 358 | 358 | 25 | 0 | 0 | 1 | 39 | 3 | | | T/P | 4 402 | | 406 | 4 | 2 | |
| INTERBUD | 1 | 23/2 | 25/2 | 2 655 | 2 574 | 361 | 81 | 0 | 4 | 212 | 31 | | | T/P | 7 642 | | 406 | 4 | 5 | |
| International Boat Show | 1 | 9/11 | 11/11 | 2 752 | 2 752 | 656 | 0 | 0 | 8 | 128 | 28 | | | T/P | 5 093 | | 406 | 4 | 3 | |
| Real Estate | 1 | 15/9 | 16/9 | 343 | 343 | 0 | 0 | 0 | 1 | 31 | 0 | | | P | free | | 564 | 4 | 15 | |
| Rehabilitacja | 1 | 20/9 | 22/9 | 2 342 | 2 342 | 1 589 | 0 | 0 | 8 | 203 | 117 | | | T | 3 283 | | 406 | 4 | 22 | |
| Techconfex | 2 | 18/4 | 20/4 | 2 768 | 2 768 | 358 | 0 | 0 | 4 | 61 | 10 | | | T | 2 714 | | 406 | 4 | 25 | |
| VetMedica | 1 | 7/4 | 8/4 | 554 | 554 | 163 | 0 | 0 | 5 | 69 | 12 | | | T | 363 | | 406 | 4 | 22 | |
| Longarone (I) | | | | | | | | | | | | | | | | | | | | |
| M.I.G. MOSTRA INTERNAZIONALE DEL GELATO ARTIGIANALE | 1 | 2/12 | 5/12 | 6 122 | 6 058 | 822 | 64 | 10 | 13 | 180 | 30 | 9 | 4 | T/P | 12 737 | 3 721 | 472 | 5 | 2 | |
| Lublin (PL) | | | | | | | | | | | | | | | | | | | | |
| Agro-Park | 1 | 3/3 | 4/3 | 7 720 | 5 980 | 295 | 1 740 | 0 | 5 | 213 | 37 | | | T/P | 27 358 | | 603 | 4 | 1 | |
| Best Berries | 1 | 6/10 | 7/10 | 1 299 | 1 299 | 4 | 0 | 0 | 2 | 63 | 1 | | | T/P | 2 230 | | 711 | 4 | 2 | |
| BORDER 2017 | 1 | 24/10 | 25/10 | 1 094 | 1 094 | 38 | 0 | 0 | 2 | 73 | 1 | | | T | 380 | | 711 | 4 | 7 | |
| Cavaliada Lublin | 1 | 15/2 | 18/2 | 4 605 | 4 605 | 101 | 0 | 0 | 4 | 63 | 8 | | | T | 11 083 | | 603 | 4 | 3 | |
| Craft Beer Festival | 1 | 23/11 | 24/11 | 916 | 704 | 18 | 212 | 0 | 3 | 55 | 2 | | | P | 8 373 | | 711 | 4 | 2 | |
| East Cooperation Days | 1 | 13/11 | 15/11 | 148 | 148 | 0 | 0 | 0 | 1 | 17 | 0 | | | T | incl. in ENERGETICS | | 711 | 4 | 4 | |
| EDUCATION | 1 | 15/3 | 16/3 | 718 | 718 | 26 | 0 | 0 | 5 | 98 | 5 | | | P | 13 718 | | 711 | 4 | 8 | |
| ENERGETICS | 1 | 13/11 | 15/11 | 2 000 | 2 000 | 32 | 0 | 0 | 3 | 118 | 3 | | | T | 2 936 | | 711 | 4 | 19 | |
| Farm Animal Show | 1 | 17/11 | 18/11 | 1 066 | 1 066 | 0 | 0 | 0 | 1 | 32 | 0 | | | P | 5 474 | | 711 | 4 | 1 | |
| History | 1 | 26/10 | 28/10 | 82 | 82 | 0 | 0 | 0 | 1 | 10 | 0 | | | P | 4 931 | | 711 | 4 | 3 | |
| JOB Fair | 1 | 16/3 | 16/3 | 323 | 323 | 24 | 0 | 0 | 4 | 68 | 5 | | | P | 3 069 | | 711 | 4 | 8 | |
| LUBDOM | 1 | 23/3 | 25/3 | 2 163 | 2 070 | 45 | 93 | 0 | 5 | 135 | 4 | | | T/P | 8 318 | 12 | 711 | 4 | 5 | |
| LUBDREW | 1 | 23/3 | 25/3 | 607 | 607 | 47 | 0 | 0 | 2 | 22 | 2 | | | T | incl. in Lubdom | | 711 | 4 | 12 | |
| Lubsacro | 1 | 8/12 | 9/12 | 249 | 249 | 0 | 0 | 0 | 1 | 30 | 0 | | | T/P | | | 711 | 4 | 4 | |
| MOTOSESSION | 1 | 14/4 | 15/4 | 5 841 | 5 055 | 0 | 786 | 0 | 1 | 75 | 0 | | | T/P | 10 447 | | 711 | 4 | 16 | |
| PL Show | 1 | 18/9 | 19/9 | 236 | 236 | 6 | 0 | 0 | 1 | 27 | 0 | | | T | 207 | 8 | 711 | 4 | 4 | |

(*) Please refer to each national definition given at the beginning of the report

2018 EVENTS BY CITY

| | Interval Year | Opening date | Closing date | Space | | | | | Exhibitors | | | | | Visitors/Visits (*) | | | Organizer | Auditor | Industry sector | |
|--|---------------|---------------|--------------|--------|---------------------|----------------------------|----------|----------------------------|--------------------|-------|----------------------------|-------------------|----------------------------|----------------------------|------------------------|----------------------------|-----------|---------|-----------------|--|
| | | | | Total | Rented Space (sq.m) | | Open air | | from ... countries | Total | Foreign/ International (*) | Represented firms | | Admission for Trade/Public | Total | Foreign/ International (*) | | | | |
| | | | | | Total | Foreign/ International (*) | Total | Foreign/ International (*) | | | | Total | Foreign/ International (*) | | | | | | | |
| Real Estate | 1 | 24/11 | 25/11 | 62 | 62 | 0 | 0 | 0 | 1 | 11 | 0 | | | T/P | incl. in Beer Festival | 711 | 4 | 15 | | |
| Real Estate Spring | 1 | 23/3 | 25/3 | 116 | 116 | 0 | 0 | 0 | 1 | 18 | 0 | | | T/P | incl. In LUBDOM | 711 | 4 | 15 | | |
| She & He | 1 | 25/11 | 26/11 | 874 | 874 | 0 | 0 | 0 | 1 | 115 | 0 | | | T | 3 591 | 711 | 4 | 3 | | |
| SPORT FESTIVAL | 1 | 12/5 | 13/5 | 543 | 543 | 0 | 0 | 0 | 1 | 46 | 0 | | | P | 2 910 | 711 | 4 | 3 | | |
| ZOOPARK | 1 | 10/3 | 11/3 | 2 143 | 2 143 | 0 | 0 | 0 | 1 | 120 | 0 | | | P | 30 419 | 711 | 4 | 3 | | |
| Lucca (I) | | | | | | | | | | | | | | | | | | | | |
| LUCCA COMICS & GAMES | 1 | 1/11 | 5/11 | 34 107 | 34 107 | 10 009 | 0 | 0 | 35 | 443 | 105 | 54 | 25 | T/P | 270 008 | 62 007 | 473 | 5 | 3 | |
| MIAC | 1 | 10/10 | 12/10 | 3 697 | 3 547 | 926 | 150 | 0 | 15 | 172 | 54 | 124 | 73 | T | 7 824 | 2 476 | 205 | 5 | 19 | |
| Luxembourg (LUX) | | | | | | | | | | | | | | | | | | | | |
| A@W Luxembourg | 2 | To be updated | | | | | | | | | | | | T | | | 441 | | 5, 12 | |
| Dogexpo | 1 | To be updated | | | | | | | | | | | | T/P | | | 475 | | 3 | |
| Home & Living Expo | 1 | To be updated | | | | | | | | | | | | P | | | 475 | | 5, 12, 15 | |
| Salon d'Art et d'Antiquités | 1 | To be updated | | | | | | | | | | | | P | | | 475 | | 3 | |
| SpringBreak | 1 | To be updated | | | | | | | | | | | | P | | | 475 | | 2, 3, 27 | |
| Vakanz | 1 | To be updated | | | | | | | | | | | | P | | | 475 | | 6 | |
| Lviv (UA) | | | | | | | | | | | | | | | | | | | | |
| BIKE - EXPO | 1 | 27/9 | 29/9 | 87 | 87 | 0 | 0 | 0 | 1 | 5 | 0 | | | T | 623 | | 434 | 4 | 3 | |
| DENTAL UKRAINE | 1 | 24/10 | 26/10 | 1 532 | 1 532 | 294 | 0 | 0 | 6 | 121 | 12 | | | T | 5 723 | | 320 | 4 | 22 | |
| EuroAgro | 1 | 22/11 | 24/11 | 930 | 930 | 34 | 0 | 0 | 2 | 75 | 4 | | | T | 1 691 | | 434 | 4 | 1 | |
| WOODPROCESSING | 1 | 22/5 | 25/5 | 2 854 | 1 748 | 94 | 1 106 | 104 | 8 | 143 | 16 | | | T | 2 439 | | 320 | 4 | 12 | |
| Lyon (F) | | | | | | | | | | | | | | | | | | | | |
| ART & DÉCORATION - LYON | 1 | 24/5 | 27/5 | 1 763 | 1 763 | 0 | 0 | 0 | | 118 | 0 | | | P | 14 427 | 0 | 486 | 8 | 13 | |
| BABY- LYON | 1 | 24/3 | 25/3 | 1 005 | 1 005 | 144 | 0 | 0 | | 66 | 8 | | | P | 11 875 | 0 | 278 | 7 | 13 | |
| CHOCOLAT - LYON | 1 | 9/11 | 11/11 | 1 586 | 1 586 | 78 | 0 | 0 | | 49 | 7 | | | P | 21 367 | 0 | 244 | 8 | 2 | |
| ENOVA - LYON | 1 | 7/2 | 8/2 | 1 675 | 1 675 | 114 | 0 | 0 | 5 | 140 | 10 | 3 | 1 | P | 1 683 | 100 | 335 | | 19 | |
| FORUM LABO & FORUM BIOTECH | 1 | 28/3 | 29/3 | 2 453 | 2 453 | 324 | 0 | 0 | 9 | 175 | 29 | | | T | 2 994 | 332 | 335 | 8 | 22 | |
| FRANCE CE LYON | 2x1 | 1/3 | 2/3 | 1 361 | 1 361 | 12 | 0 | 0 | 1 | 197 | 1 | 25 | 0 | T | 2 206 | 0 | 146 | 8 | 4 | |
| FRANCE CE LYON | 2x1 | 13/9 | 14/9 | 1 251 | 1 251 | 9 | 0 | 0 | 2 | 191 | 2 | 16 | 1 | T | 1 963 | 0 | 146 | 8 | 4 | |
| IMMOBILIER - LYON | 1 | 16/3 | 18/3 | 1 356 | 1 356 | 0 | 0 | 0 | | 83 | 0 | | | P | 6 263 | 92 | 146 | | 15 | |
| LE RENDEZ-VOUS DES DEPANNEURS - LYON | 1 | 24/4 | 26/4 | 4 939 | 4 939 | 351 | 0 | 0 | 3 | 71 | 4 | | | T | 1 837 | 0 | 15 | | 26 | |
| MAHANA LYON | 1 | 2/3 | 4/3 | 1 922 | 1 922 | 140 | 0 | 0 | 14 | 286 | 27 | | | P | 14 842 | 0 | 146 | 8 | 6 | |
| MARIAGE - LYON | 1 | 19/1 | 21/1 | 843 | 843 | 0 | 0 | 0 | | 99 | 0 | | | P | 3 144 | 0 | 681 | 7 | 3 | |
| PATRIMONIA | 1 | 27/9 | 28/9 | 2 786 | 2 786 | 135 | 0 | 0 | | 292 | 12 | | | T | 6 326 | 138 | 195 | 7 | 15 | |
| PREVENTICA - LYON | 1 | 29/5 | 31/5 | 7 033 | 7 033 | 0 | 0 | 0 | | 445 | 0 | | | T | 16 716 | 0 | 149 | | 22 | |
| RANDONNEUR - LYON | 1 | 23/3 | 25/3 | 1 775 | 1 775 | 141 | 0 | 0 | | 385 | 36 | | | P | 14 727 | 0 | 261 | 7 | 3 | |
| SALON DES GRANDES ECOLES - LYON | 1 | 10/11 | 10/11 | 1 374 | 1 374 | 99 | 0 | 0 | | 129 | 11 | | | P | 13 956 | 0 | 466 | 7 | 8 | |
| SOLUTIONS RESSOURCES HUMAINES - LYON | 1 | 19/11 | 20/11 | 1 042 | 1 042 | 0 | 0 | 0 | | 86 | 0 | | | T | 937 | 17 | 394 | | 4 | |
| THERMALIES - LYON | 1 | 2/3 | 4/3 | 673 | 673 | 57 | 0 | 0 | | 149 | 21 | | | P | 4 059 | 0 | 688 | 7 | 14 | |
| VINS DES VIGNERONS INDEPENDANTS - LYON | 1 | 25/10 | 29/10 | 3 443 | 3 443 | 0 | 0 | 0 | | 561 | 0 | | | P | 56 816 | 0 | 766 | 8 | 1 | |
| Macon (F) | | | | | | | | | | | | | | | | | | | | |
| SALON DE L'HABITAT - MACON | 1 | 5/10 | 8/10 | 2 300 | 2 300 | 0 | 0 | 0 | | 114 | 0 | | | P | 5 459 | 0 | 420 | 8 | 12 | |
| VRAC TECH EXPO - MACON | 1 | 16/10 | 18/10 | 2 895 | 2 895 | 414 | 0 | 0 | | 239 | 36 | | | P | 2 612 | 114 | 242 | 7 | 1 | |
| Madrid (E) | | | | | | | | | | | | | | | | | | | | |
| 100 X 100 MASCOTAS | 1 | 28/4 | 29/4 | 14 952 | 14 952 | 34 | 0 | 0 | 2 | 113 | 2 | 3 | 0 | P | 7 596 | 0 | 383 | 11 | 3 | |
| 1001 BODAS | 1 | 19/10 | 21/10 | 4 865 | 4 865 | 46 | 0 | 0 | 3 | 241 | 2 | 3 | 0 | P | 9 011 | 2 | 383 | 11 | 3, 25 | |
| 1001 BODAS PREMIUM | 1 | 16/3 | 18/3 | 509 | 509 | 0 | 0 | 0 | 1 | 76 | 0 | 0 | 0 | P | 167 | | 383 | 11 | 3, 25 | |
| ALMONEDA | 1 | 7/4 | 15/4 | 4 353 | 4 353 | 315 | 0 | 0 | 6 | 139 | 10 | 0 | 0 | P | 3 922 | 4 | 383 | 11 | 3 | |
| ALMONEDA NAVIDAD | 1 | 12/12 | 16/12 | 1 890 | 1 890 | 228 | 0 | 0 | 5 | 80 | 6 | 0 | 0 | P | 1 738 | 3 | 383 | 11 | 3 | |
| ARCHITECT @ WORK MADRID | 1 | 9/5 | 10/5 | 2 400 | 2 400 | 0 | 0 | 0 | 1 | 25 | 0 | | | T | 3 000 | | 781 | | 15 | |
| ARCO LISBOA | 1 | 17/5 | 20/5 | 2 499 | 2 499 | 1 627 | 0 | 0 | | 105 | 78 | 0 | 0 | T | | | 383 | 11 | 3 | |

(*) Please refer to each national definition given at the beginning of the report

2018 EVENTS BY CITY

| | Interval | Year | Opening date | Closing date | Space | | | | Exhibitors | | | | Visitors/Visits (*) | | | | Organizer | Auditor | Industry sector | | |
|---------------------------------------|----------|-------|--------------|--------------|---------|---------------------|----------------------------|----------|----------------------------|--------------------|-------|----------------------------|---------------------|----------------------------|----------------------------|--------|-----------|---------|-----------------|------------|----------------------------|
| | | | | | Total | Rented Space (sq.m) | | Open air | | from ... countries | Total | Foreign/ International (*) | Represented firms | | Admission for Trade/Public | Total | | | | | Foreign/ International (*) |
| | | | | | | Total | Foreign/ International (*) | Total | Foreign/ International (*) | | | | Total | Foreign/ International (*) | | | | | | | |
| ARCOmadrid | 1 | 21/2 | 25/2 | 18 381 | 18 381 | 7 421 | 0 | 0 | 28 | 284 | 164 | 0 | 0 | P | 23 745 | 353 | 383 | 11 | 3 | | |
| BEBES Y MAMAS | 1 | 24/11 | 25/11 | 2 012 | 1 706 | 0 | 0 | 0 | 1 | 87 | 0 | 0 | 0 | P | 8 260 | 0 | 289 | | 13 | | |
| BIOCULTURA | 1 | 1/11 | 4/11 | 7 167 | 6 167 | 400 | 0 | 0 | | 684 | 41 | 0 | 0 | P | 63 014 | 57 | 62 | | 2 | | |
| BISUTEX 1ª ED. | 2x1 | 31/1 | 4/2 | 8 543 | 8 543 | 1 354 | 0 | 0 | 17 | 307 | 58 | 33 | 11 | T | 6 571 | 636 | 383 | 11 | 25 | | |
| BISUTEX 2ª ED. | 2x1 | 12/9 | 16/9 | 8 503 | 8 503 | 1 386 | 0 | 0 | 21 | 298 | 55 | 28 | 7 | T | 4 867 | 509 | 383 | 11 | 25 | | |
| BIT AUDIOVISUAL | 2 | 8/5 | 10/5 | 3 076 | 3 076 | 109 | 0 | 0 | 7 | 77 | 7 | 254 | 202 | T | 4 046 | 198 | 383 | 11 | 21 | | |
| CHEMPLAST EXPO | 1 | 6/11 | 8/11 | 9 000 | 9 000 | 0 | 0 | 0 | 1 | 50 | 0 | | 0 | T | 8 000 | | 557 | | 22 | | |
| CINEGETICA | 1 | 1/3 | 4/3 | 3 591 | 3 142 | 650 | 0 | 0 | | 296 | 73 | 0 | 0 | P | 30 000 | | 260 | | 3 | | |
| CONSTRUTEC | 2 | 13/11 | 16/11 | 8 286 | 8 286 | 1 218 | 0 | 0 | 16 | 233 | 44 | 136 | 46 | T | 13 552 | 1 098 | 383 | 11 | 5 | See note 1 | |
| OPHI | | 9/10 | 11/10 | 102 596 | 102 596 | | 0 | 0 | | 2 500 | | | | T | 44 000 | | 745 | | 22 | | |
| DIGITAL ENTERPRISE SHOW | 1 | 22/5 | 24/5 | 15 420 | 15 420 | | 0 | 0 | | 33 | | | | T | 18 000 | | 557 | | 4 | | |
| EHLIS EXPOCADENA | | 23/2 | 24/2 | 29 000 | 29 000 | 0 | 0 | 0 | 1 | 31 | 0 | | 0 | T | 1 300 | | 213 | | 5 | | |
| EMPACK LOGISTICS MADRID | 1 | 12/11 | 13/11 | 21 500 | 21 500 | 1 300 | 0 | 0 | | 400 | | | | T | 12 000 | | 198 | | 11 | | |
| Encuentro Mundial del Aceite de Oliva | 1 | 21/3 | 22/3 | 1 378 | 704 | 100 | 0 | 0 | 13 | 80 | 9 | 700 | 13 | T | 2 756 | 396 | 599 | 11 | 1, 2 | | |
| ESCLEAN | 2 | 13/6 | 15/6 | 1 194 | 1 194 | 34 | 0 | 0 | 3 | 23 | 2 | 7 | 1 | T | 868 | 35 | 383 | 11 | 10 | | |
| E-SHOW | 1 | 26/9 | 27/9 | 8 700 | 8 700 | 254 | 0 | 0 | | 150 | | | | T | 12 000 | | 720 | | 21 | | |
| ESTAMPA | 1 | 18/10 | 21/10 | 3 200 | 3 200 | 273 | 0 | 0 | 6 | 81 | 7 | 0 | 0 | T | 469 | 12 | 383 | 11 | 4 | | |
| EVENTO DAYS | 1 | 4/7 | 5/7 | 2 247 | 1 699 | 35 | 0 | 0 | | 125 | 4 | 19 | 4 | T | 2 000 | 8 | 246 | | 4 | | |
| EXPO ECO SALUD | 2 | 18/5 | 20/5 | 12 500 | 2 000 | 150 | 0 | 0 | | 152 | 10 | 183 | 0 | T | 8 789 | 325 | 400 | | 22 | | |
| EXPONENTIAL | 2 | 15/3 | 17/3 | 22 205 | 22 021 | 2 224 | 185 | 0 | 15 | 312 | 69 | 524 | 400 | T | 30 684 | 2 230 | 383 | 11 | 22 | | |
| EXPODEPOR | 1 | 20/4 | 21/4 | 10 027 | 10 000 | 5 500 | 0 | 0 | | 103 | 11 | 4 900 | 600 | T/P | 55 000 | 15 000 | 221 | | 3 | | |
| EXPONDRONICA | | 4/7 | 5/7 | 3 700 | 3 700 | 0 | 0 | 0 | 1 | 15 | 0 | | 0 | T | 20 000 | | 262 | | 18 | | |
| EXPOFRANQUICIA | 1 | 19/4 | 21/4 | 4 526 | 4 526 | 264 | 0 | 0 | 12 | 170 | 20 | 341 | 10 | T/P | 8 406 | 414 | 383 | 11 | 4 | | |
| EXPOOPTICA | 2 | 13/4 | 15/4 | 5 092 | 5 092 | 195 | 0 | 0 | 10 | 88 | 11 | 54 | 33 | T | 7 407 | 274 | 383 | 11 | 22 | | |
| EXPOTURAL | 1 | 1/11 | 4/11 | 4 133 | 4 133 | 460 | 0 | 0 | 3 | 52 | 2 | 8 | 0 | T | 174 | 5 | 383 | 11 | 4 | | |
| FARMAFORUM | 1 | 7/3 | 8/3 | 4 844 | 1 344 | 46 | 0 | 0 | | 93 | 18 | | | T | 4 350 | 317 | 272 | | 2 | | |
| FERIA - FORO EMPLEO | 1 | 11/4 | 12/4 | 10 849 | 10 849 | 0 | 0 | 0 | 1 | 100 | 0 | 0 | 0 | P | 12 349 | | 152 | | 10 | | |
| FERIA FARMACIA INFARMA | 2 | 13/3 | 15/3 | 7 010 | 7 010 | | 0 | 0 | | 239 | 18 | 149 | 46 | T | 33 850 | 4 062 | 400 | | 22 | | |
| FERIARTE | 1 | 17/11 | 25/11 | 3 945 | 3 945 | 202 | 0 | 0 | 5 | 83 | 5 | 0 | 0 | P | 3 234 | 6 | 383 | 11 | 3 | | |
| FITUR | 1 | 17/1 | 21/1 | 65 925 | 65 672 | 18 033 | 254 | 0 | 102 | 762 | 305 | 7 325 | 2 004 | T/P | 96 765 | 10 967 | 383 | 11 | 6 | | |
| FRUIT ATTRACTION | 1 | 23/10 | 25/10 | 51 464 | 51 464 | 12 882 | 0 | 0 | 38 | 1 140 | 241 | 419 | 153 | T | 52 658 | 17 746 | 383 | 11 | 1 | | |
| GAMERGY | 1 | 22/6 | 24/6 | 9 771 | 9 771 | 32 | 0 | 0 | 2 | 40 | 1 | 0 | 0 | P | 18 384 | | 383 | 11 | 6 | | |
| GENERA | 1 | 13/6 | 15/6 | 3 162 | 3 039 | 303 | 123 | 0 | 8 | 99 | 11 | 039 | 97 | 61 | T | 6 738 | 353 | 383 | 11 | 9, 10 | |
| GLOBAL ROBOT EXPO | | 18/4 | 20/4 | 2 471 | 1 849 | 144 | 0 | 0 | 20 | 90 | 14 | 0 | 0 | T | 3 369 | 265 | 339 | | 18 | | |
| GYM FACTORY | 1 | 11/5 | 12/5 | 3 370 | 2 800 | 120 | 0 | 0 | | 67 | 6 | 12 | 0 | T | 2 472 | | 459 | | 3 | | |
| HEROES COMIC CON MADRID | 1 | 21/9 | 23/9 | 14 000 | 14 000 | 72 | 0 | 0 | | 86 | | | | P | 40 000 | | 198 | | 3 | | |
| HEROES DEL MANGA | 1 | 7/4 | 8/4 | 8 420 | 8 420 | 86 | 0 | 0 | | 35 | | | | P | 44 000 | | 198 | | 3 | | |
| HOSPITALITY INNOVATION PLANET | 1 | 19/2 | 21/2 | 18 940 | 18 940 | 1 623 | 0 | 0 | | 110 | | | | T | 17 000 | | 557 | | 2 | | |
| IBERZOO + PROPET | 1 | 15/3 | 17/3 | 6 971 | 6 971 | 863 | 0 | 0 | 17 | 195 | 35 | 253 | 163 | T | 11 460 | 663 | 383 | 11 | 3, 22 | | |
| INTERGIFT 1ª ED. | 2x1 | 31/1 | 4/2 | 40 953 | 40 953 | 5 711 | 0 | 0 | 16 | 396 | 76 | 96 | 53 | T | 19 142 | 1 830 | 383 | 11 | 12, 13 | | |
| INTERGIFT 2ª ED. | 2x1 | 12/9 | 16/9 | 39 319 | 39 319 | 5 571 | 0 | 0 | 18 | 383 | 82 | 102 | 78 | T | 16 357 | 1 659 | 383 | 11 | 12, 13 | | |
| JAPAN WEEKEND MADRID 1ª ED. | 2x1 | 10/2 | 11/2 | 29 000 | 29 000 | 0 | 0 | 0 | 1 | 7 | 0 | | 0 | P | 30 000 | | 423 | | 3 | | |
| JAPAN WEEKEND MADRID 2ª ED. | 2x1 | 29/9 | 30/9 | 17 300 | 17 300 | 18 | 0 | 0 | | 105 | | | | P | 30 000 | | 423 | | 3 | | |
| JUVENALIA | 1 | 5/12 | 9/12 | 13 820 | 13 820 | 0 | 0 | 0 | 1 | 45 | 0 | 0 | 0 | P | 19 232 | 2 | 383 | 11 | 6 | | |
| MADRID AUTO | 2 | 22/5 | 27/5 | 28 042 | 24 053 | 202 | 3 480 | 0 | 3 | 42 | 2 | 3 | 0 | P | 32 481 | 5 | 383 | 11 | 16 | | |
| MADRID AUTO PROFESIONAL | 2 | 22/5 | 26/5 | 3 203 | 3 188 | 18 | 15 | 0 | 2 | 21 | 1 | 1 | 0 | T | 2 928 | 39 | 383 | 11 | 16 | | |
| MADRID GAMES WEEK | 1 | 18/10 | 21/10 | 16 680 | 16 680 | 111 | 0 | 0 | 5 | 56 | 4 | 3 | 1 | T/P | 24 496 | 31 | 383 | 11 | 3, 21 | | |
| MADRID JOYA 2ª ED. | 2x1 | 12/9 | 16/9 | 5 862 | 5 862 | 1 577 | 0 | 0 | 12 | 187 | 53 | 4 | 4 | T | 7 324 | 440 | 383 | 11 | 25 | | |
| MADRIDJOYA 1ª ED. | 2x1 | 31/1 | 4/2 | 3 845 | 3 845 | 1 467 | 0 | 0 | 11 | 142 | 60 | 4 | 4 | T | 5 943 | 350 | 383 | 11 | 25 | | |
| MATELEC | 2 | 13/11 | 16/11 | 14 502 | 14 502 | 1 634 | 0 | 0 | 18 | 292 | 54 | 163 | 104 | T | 23 172 | 1 728 | 383 | 11 | 5 | | |

(*) Please refer to each national definition given at the beginning of the report

2018 EVENTS BY CITY

| | Interval Year | Opening date | Closing date | Space | | | | | | Exhibitors | | | | | | Visitors/Visits (*) | | Organizer | Auditor | Industry sector | |
|--|---------------|---------------------------|--------------|---------------------------|--------|----------|-------|----------------------------------|-------|---------------------------|-------|-----------------------------|---------------------------|-------|---------------------------|---------------------|----------|-----------|---------|-----------------|--|
| | | | | Rented Space (sq.m) | | | | Exhibitors with their own stands | | Represented firms | | Admission for Trader/Public | Foreign/International (*) | | | | | | | | |
| | | | | Total | Halls | Open air | | from ... countries | Total | Foreign/International (*) | Total | | Foreign/International (*) | Total | Foreign/International (*) | | | | | | |
| | Total | Foreign/International (*) | Total | Foreign/International (*) | | | | | | | | | | | | | | | | | |
| MATELEC INDUSTRY | 2 | 13/11 | 16/11 | 9 520 | 9 520 | 2 230 | 0 | 0 | 13 | 180 | 40 | 271 | 213 | T | 5 935 | 325 | 383 | 11 | 5 | | |
| MEAT ATTRACTION | 1 | 18/9 | 20/9 | 4 561 | 4 561 | 36 | 0 | 0 | 4 | 111 | 4 | 58 | 13 | T | 4 309 | 343 | 383 | 11 | 1 | | |
| MERCEDES BENZ FASHION WEEK MADRID 1ª ED. | 2x1 | 25/1 | 29/1 | 6 384 | 6 384 | 0 | 0 | 0 | | 30 | 0 | 0 | 0 | T | | | 383 | 11 | 24, 25 | | |
| MERCEDES BENZ FASHION WEEK MADRID 2ª ED. | 2x1 | 7/7 | 11/7 | 6 503 | 6 503 | 0 | 0 | 0 | | 47 | 0 | 0 | 0 | T | | | 383 | 11 | 24, 25 | | |
| METALMADRID | 1 | 26/9 | 27/9 | 10 173 | 10 173 | 1 200 | 0 | 0 | | 502 | 65 | 61 | 0 | T | 9 007 | 540 | 198 | | 19 | | |
| MOMAD METROPOLIS 1ª ED. | 2x1 | 2/2 | 4/2 | 14 473 | 14 473 | 4 103 | 0 | 0 | 14 | 429 | 117 | 35 | 26 | T | 12 371 | 1 596 | 383 | 11 | 25 | | |
| MOMAD METROPOLIS 2ª ED. | 2x1 | 7/9 | 9/9 | 14 211 | 14 211 | 3 906 | 0 | 0 | 18 | 453 | 125 | 26 | 11 | T | 10 259 | 1 267 | 383 | 11 | 25 | | |
| MOMAD SHOES 1ª ED. | 2x1 | 2/3 | 4/3 | 5 100 | 5 100 | 551 | 0 | 0 | 6 | 106 | 22 | 29 | 25 | T | 3 131 | 325 | 383 | 11 | 25 | | |
| MOMAD SHOES 2ª ED. | 2x1 | 7/9 | 9/9 | 2 309 | 2 309 | 424 | 0 | 0 | 7 | 71 | 17 | 8 | 0 | T | 1 729 | 289 | 383 | 11 | 25 | | |
| MULAFEST | 1 | 22/6 | 24/6 | 8 188 | 8 129 | 36 | 59 | 0 | 5 | 76 | 4 | 0 | 0 | P | 2 475 | 0 | 383 | 11 | 6 | | |
| NUTRACEUTICALS EUROPE | 2x1 | 14/2 | 15/2 | 4 800 | 4 800 | 162 | 0 | 0 | | 20 | | | | T | 2 000 | | 81 | | 22 | | |
| OMEXPO | 1 | 25/4 | 26/4 | 8 750 | 8 750 | 0 | 0 | 0 | 1 | 160 | 0 | | 0 | T | 8 000 | | 198 | | 4 | | |
| ORTO MEDICAL CARE | 2 | 25/10 | 26/10 | 10 420 | 10 420 | 0 | 0 | 0 | 1 | 109 | 0 | | 0 | P | 13 000 | | 663 | | 22 | | |
| PROMOGIFT | 1 | 23/1 | 25/1 | 6 269 | 6 269 | 713 | 0 | 0 | 9 | 189 | 29 | 22 | 10 | T | 5 650 | 580 | 383 | 11 | 4, 13 | | |
| RETROMOVIL | | 30/11 | 2/12 | 12 000 | 8 000 | 0 | 0 | 0 | 1 | 142 | 0 | | 0 | P | 28 500 | | 247 | | 3 | | |
| S. INMOBILIARIO OTOÑO | 1 | 16/11 | 18/11 | 2 288 | 2 288 | 0 | 0 | 0 | 1 | 56 | 0 | 37 | 0 | P | 14 000 | | 595 | | 15 | | |
| SALON DE LA PUERICULTURA | 1 | 6/9 | 8/9 | 4 525 | 4 525 | 827 | 0 | 0 | 9 | 65 | 11 | 42 | 28 | T | 2 263 | 172 | 383 | 11 | 13, 25 | | |
| SALÓN DEL GOURMET | 1 | 7/5 | 10/5 | 22 268 | 17 755 | | 0 | 0 | | 907 | 135 | 696 | 159 | T/P | 90 158 | 11 938 | 609 | | 2 | | |
| SALON DEL VEHICULO DE OCASIÓN | 1 | 5/6 | 10/6 | 39 501 | 38 482 | 0 | 1 019 | 0 | 1 | 61 | 0 | 36 | 0 | P | 15 966 | 0 | 383 | 11 | 16 | | |
| SALON INMOBILIARIO DE MADRID | 1 | 31/5 | 3/6 | 5 783 | 5 683 | 79 | 0 | 0 | | 167 | 12 | 118 | 24 | P | 14 000 | | 595 | | 15 | | |
| SALON LOOK | 1 | 28/9 | 30/9 | 12 863 | 12 855 | 1 268 | 8 | 0 | 19 | 305 | 61 | 10 | 5 | T | 41 500 | 777 | 383 | 11 | 12 | | |
| SEMANA DE LA EDUCACION (Aula) | 1 | 28/2 | 4/3 | 11 054 | 10 512 | 412 | 542 | 0 | 10 | 263 | 13 | 41 | 9 | P | 41 827 | 109 | 383 | 11 | 8 | See note 2 | |
| SICUR | 2 | 20/2 | 23/2 | 32 659 | 32 415 | 4 658 | 244 | 0 | 29 | 626 | 133 | 791 | 512 | T | 36 330 | 3 005 | 383 | 11 | 22 | | |
| SIMO EDUCACION | 1 | 13/11 | 15/11 | 4 393 | 4 393 | 210 | 0 | 0 | 10 | 127 | 12 | 85 | 48 | T | 10 003 | 275 | 383 | 11 | 8, 21 | | |
| SMART DOORS | 2 | 21/2 | 23/2 | 1 752 | 1 752 | 262 | 0 | 0 | 4 | 34 | 7 | 4 | 2 | T | 2 283 | 126 | 383 | 11 | 22 | | |
| SPORT WOMAN | 1 | 4/5 | 5/5 | 2 800 | 2 800 | 0 | 0 | 0 | 1 | 25 | 0 | | 0 | P | 34 500 | | 544 | | 3 | | |
| SRR | 2 | 13/6 | 15/6 | 3 193 | 3 193 | 396 | 0 | 0 | 8 | 68 | 11 | 280 | 39 | T | 2 209 | 142 | 383 | 11 | 10 | | |
| TECMA | 2 | 13/6 | 15/6 | 9 837 | 9 648 | 1 339 | 189 | 0 | 9 | 110 | 19 | 50 | 38 | T | 4 685 | 259 | 383 | 11 | 10 | | |
| VETECO | 2 | 13/11 | 16/11 | 24 860 | 24 860 | 5 118 | 0 | 0 | 11 | 292 | 81 | 137 | 70 | T | 20 217 | 3 409 | 383 | 11 | 5 | | |
| VIVE LA MOTO / SALON DE LA MOTO | 2 | 5/4 | 8/4 | 18 257 | 17 557 | 905 | 700 | 51 | 6 | 105 | 8 | 17 | 4 | T/P | 24 609 | 8 | 383 | 11 | 6 | | |
| WORLD OLIVE OIL EXHIBITION | 1 | 21/3 | 22/3 | 1 378 | 704 | 100 | 0 | 0 | 13 | 80 | 9 | 700 | 13 | T | 2 756 | 396 | 383, 599 | 11 | 2 | | |

Note 1: CONSTRUTEC includes ARCHISTONE and BIMEXPO

Note 2: SEMANA DE LA EDUCACION (Aula) includes INTERDIDAC and SALÓN INTERNACIONAL POSTGRADO

Magdeburg (D)

| | | | | | | | | | | | | | | | | | | | | |
|---|---|-------|-------|-------|-------|-----|-----|----|---|-----|----|---|--|-----|--------|--|-----|---|----|--|
| LBA - Regional Building Trade Exhibition Saxony-Anhalt | 1 | 2/3 | 4/3 | 2 510 | 2 176 | 33 | 334 | 32 | 4 | 130 | 4 | 1 | | T/P | 4 015 | | 462 | 9 | 27 | |
| MAGDEBOOT - Trade Fair for new and used boats, equipment and water sports | 1 | 9/3 | 11/3 | 3 516 | 3 361 | 136 | 155 | 18 | 4 | 105 | 4 | | | P | 5 632 | | 520 | 9 | 26 | |
| MAGDEBURGER MEERESANGELTAGE and MAGDEBURGER RAUBFISCHANGELTAGE - International Fishing Exhibition | 1 | 10/11 | 11/11 | 3 197 | 3 097 | 394 | 100 | 12 | 6 | 112 | 18 | | | P | 6 918 | | 520 | 9 | 26 | |
| Tierwelt - Pet Exhibition | 1 | 6/4 | 8/4 | 2 296 | 2 049 | 121 | 247 | | 5 | 130 | 4 | | | P | 11 879 | | 520 | 9 | 1 | |

Mainz (D)

| | | | | | | | | | | | | | | | | | | | | |
|--|---|------|------|--------|--------|-----|-------|----|----|-----|----|--|--|---|--------|--|-----|---|----|--|
| Rheinland-Pfalz Ausstellung - Regional Consumer Goods Exhibition | 1 | 10/3 | 18/3 | 12 623 | 11 164 | 633 | 1 459 | 66 | 13 | 671 | 30 | | | P | 65 975 | | 621 | 9 | 27 | |
|--|---|------|------|--------|--------|-----|-------|----|----|-----|----|--|--|---|--------|--|-----|---|----|--|

Málaga (E)

| | | | | | | | | | | | | | | | | | | | | |
|---|---|-------|-------|-------|-------|---|-------|---|---|-----|---|----|---|-----|-------|--|-----|----|-------|--|
| 5ª International Malaga Tattoo Convention | 1 | 14/9 | 16/9 | 9 754 | 7 834 | 0 | 0 | 0 | 3 | 91 | 0 | 0 | 0 | T/P | | | 588 | | 3, 14 | |
| Celebra Málaga | 1 | 19/10 | 21/10 | 2 731 | 1 419 | 0 | 0 | 0 | 1 | 117 | 0 | 12 | 0 | P | 2 832 | | 318 | 11 | 3, 25 | |
| Foro Ser Emprendedor | 1 | 11/4 | 12/4 | 2 738 | 439 | 0 | 0 | 0 | 1 | 61 | 0 | 0 | 0 | T | | | 318 | 11 | 4 | |
| FREAKCON, II Festival de Manga, Comic, Series de TV y videojuegos de Málaga | 1 | 3/3 | 4/3 | 9 809 | 1 421 | 0 | 5 828 | 0 | 1 | 31 | 0 | 0 | 0 | P | | | 427 | | 2, 3 | |

(*) Please refer to each national definition given at the beginning of the report

2018 EVENTS BY CITY

| | Interval Year | Opening date | Closing date | Space | | | | Exhibitors | | | | Visitors/Visits (*) | | | | Organizer | Auditor | Industry sector | | |
|---|---------------|---------------|--------------|--------|---------------------|---------------------------|----------|---------------------------|--------------------|----------------------------------|---------------------------|---------------------|---------------------------|----------------------------|---------------------------|-----------|----------|-------------------------|--------|---------------------------|
| | | | | Total | Rented Space (sq.m) | | Open air | | from ... countries | Exhibitors with their own stands | | Represented firms | | Admission for Trade/Public | Foreign/International (*) | | | | | |
| | | | | | Total | Foreign/International (*) | Total | Foreign/International (*) | | Total | Foreign/International (*) | Total | Foreign/International (*) | | Total | | | | | Foreign/International (*) |
| Greencities, Foro de Inteligencia y Sostenibilidad Urbana | 1 | 25/4 | 26/4 | 5 435 | 1 721 | 31 | 275 | 0 | 3 | 93 | 4 | 18 | 0 | T | 3 864 | 200 | 318, 818 | 11 | 5, 10 | |
| H&T, Salón de Innovación en Hostelería | 1 | 5/2 | 7/2 | 5 047 | 3 412 | 42 | 0 | 0 | 2 | 84 | 1 | 16 | 1 | T | | | 318 | 11 | 2 | |
| Instalandalus- VII Feria Lider de la Construcción en Andalucía | 1 | 4/10 | 6/10 | 1 210 | 1 210 | | 0 | 0 | 2 | 86 | 1 | 0 | 0 | T/P | | | 610 | | 5, 19 | |
| Mayfest- Málaga Young Festival | 1 | 2/1 | 4/1 | 647 | 279 | 0 | 0 | 0 | 1 | 4 | 0 | 0 | 0 | P | 462 | | 318 | 11 | 3 | |
| Mi Mascota, Salón del animal de compañía | 1 | 24/11 | 25/11 | 6 873 | 775 | 6 | 30 | 0 | 2 | 41 | 1 | 0 | 0 | P | 4 802 | | 318 | 11 | 3 | |
| MIMA - Muestra Infantil de Málaga | 1 | 26/12 | 4/1 | 8 922 | 1 127 | 0 | 0 | 0 | 1 | 13 | 0 | 0 | 0 | P | 33 652 | | 318 | 11 | 3 | |
| Moto & Bike Andalucía, III Salón de la moto y la bicicleta | 1 | 18/5 | 20/5 | 13 072 | 3 017 | 0 | 0 | 0 | 1 | 45 | 0 | 0 | 0 | P | 5 151 | | 318, 247 | 11 | 16 | |
| Natura Málaga, Feria de Vida Saludable y Sostenible | 1 | 6/4 | 8/4 | 4 671 | 1 495 | 12 | 0 | 0 | 2 | 155 | 2 | 2 | 0 | P | 4 701 | | 318 | 11 | 1, 2 | |
| Retro Auto & Moto, V Salón del Vehículo Clásico, de Época y Colección | 1 | 26/1 | 28/1 | 12 000 | 5 755 | 0 | 2 000 | 0 | 1 | 138 | 0 | 0 | 0 | P | 4 701 | | 318, 247 | 11 | 16 | |
| SIMED, Salón Inmobiliario del Mediterráneo | 1 | 16/11 | 18/11 | 5 499 | 3 111 | 6 | 0 | 0 | 2 | 124 | 1 | 45 | 0 | T/P | 4 494 | 0 | 318 | 11 | 5, 15 | |
| S-Moving, Smart, Autonomous and Unmanned Vehicles Forum | 1 | 17/10 | 18/10 | 3 482 | 540 | 0 | 0 | 0 | 1 | 37 | 0 | 0 | 0 | T | 623 | 3 | 318, 792 | 11 | 16, 26 | |
| Startup Europe Smart Agrifood Summit | 1 | 20/6 | 22/6 | 3 127 | 445 | 60 | 0 | 0 | 7 | 33 | 6 | 11 | 1 | T | 993 | 63 | 318, 812 | 11 | 1, 2 | |
| Transfiere, 7º Foro Europeo para la Ciencia, Tecnología e Innovación | 1 | 14/2 | 15/2 | 8 157 | 849 | 128 | 0 | 0 | 5 | 62 | 7 | 8 | 1 | T | 4 501 | 326 | 318, 797 | 11 | 4 | |
| VI Festival de videojuegos, Gamepolis | 1 | 20/7 | 22/7 | 11 383 | 6 020 | 0 | 5 363 | 0 | 1 | 78 | 0 | 0 | 0 | P | | | 427 | | 21 | |
| VII Salón del Motor de Ocasión de la Provincia de Málaga | 1 | 2/11 | 4/11 | 17 760 | 17 760 | 0 | 0 | 0 | 1 | 33 | 0 | 0 | 0 | P | | | 61 | | 16 | |
| Malatya (TR) | | | | | | | | | | | | | | | | | | | | |
| 12.Malatya Agriculture Technologies Machine in Animal Breeding and Equipment Exhibition | 1 | 11/4 | 15/4 | 3 720 | 3 720 | 0 | | | | 125 | 0 | 0 | 0 | T/P | 57 500 | 0 | 483 | 16 | 1 | |
| 4.Malatya Building and Decoration Fair | 1 | 3/10 | 7/10 | 2 448 | 2 448 | 0 | | | | 51 | 0 | 0 | 0 | T/P | 33 370 | 0 | 483 | 16 | 5 | |
| 7.Malatya Book And Culture Fair | 1 | 28/4 | 6/5 | 4 005 | 4 005 | 0 | | | | 133 | 0 | 0 | 0 | T/P | 359 400 | 0 | 483 | 16 | 3 | |
| Mandelieu La Napoule (F) | | | | | | | | | | | | | | | | | | | | |
| VIN DES VIGNERONS INDEPENDANTS - MANDELIEU | 1 | 6/4 | 8/4 | 627 | 627 | 0 | 0 | 0 | | 103 | 0 | | | P | 4 802 | 0 | 766 | | 2 | |
| Manisa (TR) | | | | | | | | | | | | | | | | | | | | |
| 25.Mesir Industrial Trade Fair | 1 | 24/4 | 29/4 | 4 020 | 4 020 | 0 | | | | 121 | 0 | 0 | 0 | T/P | 230 000 | 0 | 677 | 16 | 27 | |
| Manisa 12. International Agriculture Nourishment And Stockbreeding Fair | 1 | 1/11 | 4/11 | 5 494 | 5 494 | 0 | | | | 90 | 0 | 10 | 10 | T/P | 67 500 | 0 | 677 | 16 | 1 | |
| Manisa Book Fair | 1 | 28/9 | 7/10 | 3 000 | 3 000 | 0 | | | | 72 | 0 | 0 | 0 | T/P | 30 000 | 0 | 677 | 16 | 3 | |
| MAYFU Manisa 5.Shoe Fashion Fair | 1 | 17/10 | 20/10 | 1 140 | 1 140 | 0 | | | | 34 | 0 | 0 | 0 | T/P | 2 765 | 77 | 677 | 16 | 5 | |
| Marche-en-Famenne (BE) | | | | | | | | | | | | | | | | | | | | |
| 1001 Familles | 1 | To be updated | | | | | | | | | | | | P | | | 772 | | 3 | |
| Batimoi | 1 | To be updated | | | | | | | | | | | | P | | | 772 | | 5 | |
| Batimoi Pro | 1 | To be updated | | | | | | | | | | | | T | | | 772 | | 5 | |
| C'est Bon C'est Wallon (Marche) | 1 | To be updated | | | | | | | | | | | | P | | | 772 | | 1 | |
| Horecatel | 1 | To be updated | | | | | | | | | | | | T | | | 772 | | 2 | |
| Mandataires | 1 | To be updated | | | | | | | | | | | | T | | | 772 | 4, 5, 7, 10, 16, 19, 21 | | |
| Run2Bike | 1 | To be updated | | | | | | | | | | | | P | | | 772 | | 3 | |
| Smart City Wallonia | 1 | To be updated | | | | | | | | | | | | T | | | 772 | | 21 | |
| Mardin (TR) | | | | | | | | | | | | | | | | | | | | |
| 5.MAGROTEX 18th International Mardin Agricultural Equipment; Food and Livestock Fair | 1 | 19/4 | 22/4 | 14 200 | 14 200 | 0 | | | | 90 | 0 | 17 | 17 | T/P | 23 620 | 596 | 789 | 16 | 1 | |
| Marne La Vallée (F) | | | | | | | | | | | | | | | | | | | | |
| IT PARTNERS | 1 | 14/3 | 15/3 | 4 397 | 4 397 | 702 | 0 | 0 | 15 | 261 | 53 | | | T | 8 381 | 85 | 626 | 8 | 21 | |

(*) Please refer to each national definition given at the beginning of the report

2018 EVENTS BY CITY

| | Interval Year | Opening date | Closing date | Space | | | | Exhibitors | | | | | Visitors/Visits (*) | | Organizer | Auditor | Industry sector | | | |
|--|---------------|--------------|--------------|---------|---------------------|---------------------------|----------|---------------------------|--------------------|----------------------------------|---------------------------|-------------------|---------------------------|----------------------------|----------------------------|---------|-----------------|----|------------------|---------------------------|
| | | | | Total | Rented Space (sq.m) | | Open air | | from ... countries | Exhibitors with their own stands | | Represented firms | | Admission for Trade/Public | | | | | Total | Foreign/International (*) |
| | | | | | Total | Foreign/International (*) | Total | Foreign/International (*) | | Total | Foreign/International (*) | Total | Foreign/International (*) | | | | | | | |
| | | | | | | | | | | | | | | | | | | | | |
| | | | | 37 751 | 37 751 | 11 382 | 0 | 0 | 16 | 112 | 34 | 0 | 0 | T/P | incl. in Salone del Mobile | 284 | 10 | 12 | | |
| | | | | 16 591 | 16 591 | 5 106 | 0 | 0 | 24 | 247 | 83 | 27 | 16 | T | 15 290 | 6 773 | 299 | 5 | 19 | |
| | | | | 81 019 | 81 019 | 12 547 | 0 | 0 | 40 | 1 408 | 326 | 68 | 45 | T | 56 434 | 5 042 | 299 | 10 | 12, 13, 24, 25 | |
| | | | | 40 138 | 40 138 | 9 004 | 0 | 0 | 38 | 4 268 | 269 | 372 | 88 | T | 34 008 | 3 578 | 299 | 5 | 12, 13, 24, 25 | |
| | | | | 2 960 | 2 918 | 356 | 42 | 0 | 14 | 86 | 12 | 32 | 26 | T | 77 288 | 15 248 | 357 | 10 | 26 | |
| | | | | 54 556 | 54 439 | 6 871 | 117 | 0 | 42 | 1 021 | 273 | 264 | 181 | T | 60 279 | 15 077 | 407 | 10 | 11, 19 | |
| | | | | 47 117 | 47 117 | 11 535 | 0 | 0 | 44 | 1 108 | 383 | 146 | 72 | T | 31 094 | 16 239 | 471 | 10 | 25 | |
| | | | | 48 552 | 48 552 | 12 548 | 0 | 0 | 47 | 1 153 | 422 | 153 | 76 | T | 30 811 | 15 888 | 471 | 10 | 25 | |
| | | | | 111 734 | 111 037 | 30 650 | 697 | 100 | 50 | 3 036 | 598 | 634 | 277 | T | 158 995 | 40 486 | 625 | 5 | 9, 19 | |
| | | | | 6 618 | 6 618 | 389 | 0 | 0 | 19 | 104 | 14 | 82 | 68 | T | 13 812 | 2 972 | 407 | 10 | 11, 19 | |
| | | | | 2 550 | 2 550 | 750 | 0 | 0 | 13 | 130 | 37 | 0 | 0 | T/P | 25 410 | 1 800 | 184 | 5 | 3 | |
| | | | | 7 546 | 7 546 | 2 651 | 0 | 0 | 19 | 206 | 74 | 0 | 0 | P | 17 043 | 1 312 | 299 | 10 | 3 | |
| | | | | 59 786 | 59 786 | 23 021 | 0 | 0 | 33 | 1 363 | 589 | 20 | 8 | T | 43 457 | 26 331 | 7 | 10 | 25 | |
| | | | | 59 107 | 59 107 | 23 625 | 0 | 0 | 39 | 1 405 | 624 | 0 | 0 | T | 45 201 | 27 053 | 7 | 10 | 25 | |
| | | | | 48 979 | 48 979 | 31 402 | 0 | 0 | 45 | 1 351 | 1 041 | 0 | 0 | T | 43 456 | 22 781 | 529 | 10 | 23 | |
| | | | | 5 187 | 5 187 | 566 | 0 | 0 | 3 | 70 | 13 | 0 | 0 | T | incl. in MILANO UNICA MODA | | 378 | 5 | 25 | |
| | | | | 5 246 | 5 246 | 605 | 0 | 0 | 3 | 70 | 14 | 0 | 0 | T | incl. in MILANO UNICA MODA | | 378 | 5 | 25 | |
| | | | | 9 693 | 9 693 | 1 386 | 0 | 0 | 10 | 316 | 49 | 0 | 0 | T | 19 660 | 6 150 | 650 | 5 | 25 | |
| | | | | 10 803 | 10 803 | 1 578 | 0 | 0 | 10 | 372 | 60 | 0 | 0 | T | 17 657 | 6 763 | 650 | 5 | 25 | |
| | | | | 1 728 | 1 728 | 408 | 0 | 0 | 5 | 27 | 9 | 0 | 0 | T | incl. in MILANO UNICA MODA | | 58 | 5 | 25 | |
| | | | | 1 641 | 1 641 | 417 | 0 | 0 | 6 | 28 | 10 | 0 | 0 | T | incl. in MILANO UNICA MODA | | 58 | 5 | 25 | |
| | | | | 8 752 | 8 752 | 2 037 | 0 | 0 | 19 | 316 | 107 | 0 | 0 | T | 11 823 | 5 044 | 28 | 10 | 24, 25 | |
| | | | | 8 169 | 8 169 | 2 419 | 0 | 0 | 20 | 344 | 132 | 0 | 0 | T | 14 981 | 5 110 | 28 | 10 | 24, 25 | |
| | | | | 18 966 | 18 742 | 2 061 | 224 | 0 | 19 | 595 | 101 | 60 | 33 | T | 13 805 | 1 129 | 763 | 10 | 1 | |
| | | | | 53 348 | 53 348 | 11 421 | 0 | 0 | 55 | 1 017 | 360 | 317 | 224 | T | 77 288 | 15 248 | 611 | 10 | 19 | |
| | | | | 12 663 | 12 663 | 2 201 | 0 | 0 | 25 | 321 | 79 | 128 | 101 | T | 35 312 | 8 073 | 299 | 10 | 11 | |
| | | | | 4 905 | 4 905 | 907 | 0 | 0 | 17 | 316 | 44 | 32 | 7 | T | 4 580 | 219 | 299 | 5 | 11, 13 | |
| | | | | 21 197 | 21 197 | 3 540 | 0 | 0 | 9 | 178 | 27 | 0 | 0 | T/P | incl. in Salone del Mobile | | 284 | 10 | 12 | |
| | | | | 10 797 | 10 797 | 2 135 | 0 | 0 | 12 | 182 | 43 | 0 | 0 | T/P | incl. in Salone del Mobile | | 284 | 10 | 12 | |
| | | | | 147 107 | 147 107 | 33 094 | 0 | 0 | 32 | 888 | 295 | 0 | 0 | T/P | 359 344 | 220 038 | 284 | 10 | 12 | |
| | | | | 20 000 | 20 000 | 0 | 0 | 0 | 11 | 1 038 | 97 | 0 | 0 | P | 12 600 | 2 075 | 666 | 5 | 2, 8, 10, 11, 19 | |
| | | | | 8 243 | 8 243 | 3 011 | 0 | 0 | 24 | 151 | 62 | 0 | 0 | T | 5 625 | 1 351 | 299 | 10 | 24, 25 | |
| | | | | 11 685 | 11 685 | 1 806 | 0 | 0 | 17 | 175 | 44 | 27 | 5 | T | 7 968 | 4 516 | 76 | 10 | 19 | |
| | | | | 10 432 | 10 432 | 1 282 | 0 | 0 | 21 | 343 | 48 | 52 | 12 | T | 33 624 | 2 690 | 676 | 5 | 21 | |
| | | | | 1 091 | 1 091 | 308 | 0 | 0 | 15 | 174 | 25 | 0 | 0 | T | 4 692 | 891 | 593 | 5 | 24, 25 | |
| | | | | 655 | 655 | 186 | 0 | 0 | 12 | 130 | 16 | 0 | 0 | T | 5 896 | 1 199 | 593 | 5 | 24, 25 | |









(*) Please refer to each national definition given at the beginning of the report

2018 EVENTS BY CITY

| | Interval Year | Opening date | Closing date | Space | | | | | | Exhibitors | | | | | | Visitors/Visits (*) | | | | Organizer | Auditor | Industry sector | |
|--|---------------|---------------|--------------|---------------------|--------|----------------------------|----------|----------------------------|--------------------|----------------------------------|----------------------------|-------|----------------------------|-------|----------------------------|----------------------------|-------|----------------------------|------------|-----------|---------|-----------------|--|
| | | | | Rented Space (sq.m) | | | | | | Exhibitors with their own stands | | | Represented firms | | | Admission for Trade/Public | | | | | | | |
| | | | | Total | Halls | | Open air | | from ... countries | Total | Foreign/ International (*) | Total | Foreign/ International (*) | Total | Foreign/ International (*) | Admission for Trade/Public | Total | Foreign/ International (*) | | | | | |
| | | | | | Total | Foreign/ International (*) | Total | Foreign/ International (*) | | | | | | | | | | | | | | | |
| SUPERDESIGN SHOW | 1 | 16/4 | 22/4 | 8 310 | 8 310 | 5 406 | 0 | 0 | 11 | 57 | 24 | 0 | 0 | T/P | 100 000 | 50 000 | 705 | 5 | 12 | | | | |
| TANNING TECH SALONE INTERNAZIONALE DELLE MACCHINE E DELLE TECNOLOGIE PER L'INDUSTRIA CONCIARIA | 1 | 20/2 | 22/2 | 6 504 | 6 504 | 572 | 0 | 0 | 11 | 100 | 22 | 8 | 2 | T | incl. in SIMAC | | 76 | 10 | 19 | | | | |
| TEMPO DI LIBRI MILANO FIERA INTERNAZIONALE DELL'EDITORIA | 1 | 8/3 | 12/3 | 17 555 | 17 555 | 2 871 | 0 | 0 | 33 | 546 | 130 | 0 | 0 | P | 97 240 | 0 | 447 | 5 | 3 | | | | |
| THE ONE MILANO | 2x1 | 23/2 | 26/2 | 15 204 | 15 204 | 6 932 | 0 | 0 | 22 | 458 | 91 | 82 | 41 | T | 8 918 | 5 784 | 530 | 5 | 24, 25 | | | | |
| THE ONE MILANO | 2x1 | 21/9 | 24/9 | 1 556 | 1 556 | 464 | 0 | 0 | 15 | 192 | 25 | 0 | 0 | T | 1 750 | 745 | 530 | 5 | 24, 25 | | | | |
| VISCOM ITALIA | 1 | 18/10 | 20/10 | 9 867 | 9 867 | 653 | 0 | 0 | 33 | 226 | 28 | 213 | 135 | T | 20 127 | 1 358 | 625 | 5 | 11 | | | | |
| WHITE MILANO COLLEZIONI ABBIGLIAMENTO E ACCESSORI DONNA | 2x1 | 23/2 | 26/2 | 8 944 | 8 944 | 3 010 | 0 | 0 | 30 | 1 653 | 167 | 0 | 0 | T | 13 826 | 2 532 | 476 | 5 | 14, 24, 25 | | | | |
| WHITE MILANO COLLEZIONI ABBIGLIAMENTO E ACCESSORI DONNA | 2x1 | 21/9 | 24/9 | 9 933 | 9 933 | 3 948 | 0 | 0 | 32 | 1 698 | 194 | 0 | 0 | T | 15 827 | 3 567 | 476 | 5 | 14, 24, 25 | | | | |
| WHITE MILANO PRESENTAZIONE DELLE COLLEZIONI UOMO E DONNA DI ABBIGLIAMENTO E ACCESSORI | 2x1 | 13/1 | 15/1 | 3 542 | 3 542 | 931 | 0 | 0 | 28 | 564 | 80 | 0 | 0 | T | 3 846 | 1 113 | 476 | 5 | 14, 24, 25 | | | | |
| WHITE MILANO PRESENTAZIONE DELLE COLLEZIONI UOMO E DONNA DI ABBIGLIAMENTO E ACCESSORI | 2x1 | 16/6 | 18/6 | 4 145 | 4 145 | 2 413 | 0 | 0 | 26 | 477 | 91 | 0 | 0 | T | 2 772 | 816 | 476 | 5 | 14, 24, 25 | | | | |
| XYLEPO BIENNALE MONDIALE DELLE TECNOLOGIE PER LA LAVORAZIONE DEL LEGNO E DEI COMPONENTI PER L'INDUSTRIA DEL MOBILE | 2 | 8/5 | 12/5 | 34 785 | 34 785 | 7 821 | 0 | 0 | 27 | 425 | 116 | 0 | 0 | T | 23 325 | 8 560 | 134 | 10 | 19 | | | | |
| Monaco (MC) | | | | | | | | | | | | | | | | | | | | | | | |
| artmonte-carlo | 1 | 27/4 | 29/4 | 5 000 | 5 000 | | 0 | 0 | 17 | 58 | 54 | 58 | 54 | P | 5 500 | | 581 | | 3 | | | | |
| Mons (BE) | | | | | | | | | | | | | | | | | | | | | | | |
| C'est Bon C'est Wallon (Mons) | 1 | To be updated | | | | | | | | | | | | P | | | 772 | | 1 | | | | |
| Montbéliard (F) | | | | | | | | | | | | | | | | | | | | | | | |
| FRANCE CE MONTBÉLIARD | 1 | 26/4 | 26/4 | 242 | 242 | 4 | 0 | 0 | 1 | 40 | 1 | | | T | 218 | 0 | 146 | 8 | 4 | | | | |
| Montichiari (I) | | | | | | | | | | | | | | | | | | | | | | | |
| GOLOSITALIA | 1 | 24/2 | 27/2 | 5 337 | 5 337 | 320 | 0 | 0 | 23 | 465 | 17 | 221 | 87 | P | 51 757 | 0 | 414 | 5 | 2 | | | | |
| REAS SALONE DELL'EMERGENZA | 1 | 5/10 | 7/10 | 24 197 | 24 197 | 708 | 0 | 0 | 11 | 178 | 17 | 12 | 12 | T/P | 22 981 | 140 | 133 | 5 | 7 | | | | |
| Montluçon (F) | | | | | | | | | | | | | | | | | | | | | | | |
| FOIRE DE MONTLUÇON | 1 | 6/10 | 14/10 | 15 452 | 8 065 | 36 | 7 387 | 0 | 3 | 286 | 3 | | | P | 73 068 | 0 | 540 | 8 | 27 | | | | |
| Montpellier (F) | | | | | | | | | | | | | | | | | | | | | | | |
| CREATIVA - MONTPELLIER | 1 | 18/1 | 21/1 | 1 718 | 1 718 | 216 | 0 | 0 | 5 | 118 | 14 | | | P | 15 648 | 0 | 14 | | 3 | | | | |
| FOIRE INTERNATIONALE - MONTPELLIER | 1 | 5/10 | 15/10 | 20 863 | 20 863 | 660 | 0 | 0 | 15 | 474 | 29 | | | P | 98 678 | 0 | 541 | 8 | 27 | | | | |
| FRANCE CE MONTPELLIER | 1 | 27/9 | 28/9 | 580 | 580 | 20 | 0 | 0 | 2 | 86 | 4 | 3 | 0 | T | 838 | 0 | 146 | 8 | 4 | | | | |
| MAISON MANIA - MONTPELLIER | 1 | 16/3 | 19/3 | 3 568 | 2 439 | 0 | 1 129 | 0 | | 133 | 0 | | | P | 9 917 | 0 | 541 | 8 | 5 | | | | |
| OB'ART - MONTPELLIER | 1 | 6/4 | 8/4 | 512 | 512 | 12 | 0 | 0 | 1 | 103 | 2 | | | P | 9 038 | 0 | 77 | | 3 | | | | |
| SALON DES ETUDES SUPÉRIEURES - INFORMATIQUE/NOUVELLES TECHNOLOGIES - MONTPELLIER | 1 | 13/10 | 13/10 | 330 | 330 | 0 | 0 | 0 | | 43 | 0 | | | P | 4 876 | 0 | 349 | 7 | 8 | | | | |
| SALON DES SPORTS DE NATURE - MONTPELLIER | 1 | 9/2 | 11/2 | 530 | 530 | 0 | 0 | 0 | | 42 | 0 | | | P | 4 871 | 0 | 541 | | 3 | | | | |
| STUDYRAMA POURSUITE D'ETUDES APRES UN BAC +2/3+4 -MONTPELLIER | 1 | 10/3 | 10/3 | 252 | 252 | 0 | 0 | 0 | | 37 | 0 | | | P | 1 808 | 0 | 349 | 7 | 8 | | | | |
| VINISUD | 1 | 18/2 | 20/2 | 11 208 | 11 208 | 1 150 | 0 | 0 | 17 | 1 265 | 208 | | | T | 13 010 | 2 331 | 17 | 8 | 1 | | | | |
| Moscow (RU) | | | | | | | | | | | | | | | | | | | | | | | |
| SpExpo | 2 | 1/6 | 30/6 | 1 285 | 1 285 | 45 | 0 | 0 | 4 | 78 | 3 | 0 | 0 | T | 733 | 18 | 259 | | 4 | | | | |
| AgroFarm | 1 | 6/2 | 8/2 | 7 941 | 7 941 | 4 860 | 0 | 0 | 30 | 410 | 202 | 45 | 3 | T | 10 579 | 741 | 721 | 13 | 1 | | | | |
| Agroprod mash | 1 | 8/10 | 12/10 | 25 867 | 25 839 | 11 662 | 28 | 0 | 37 | 870 | 400 | 4 | 0 | T | 24 533 | 2 300 | 259 | 13 | 2 | | | | |
| Analitika Expo | 1 | 24/4 | 26/4 | 4 590 | 4 590 | 1 872 | 0 | 0 | 24 | 230 | 103 | 12 | 2 | T/P | 5 740 | 230 | 415 | 13 | 18 | | | | |

(*) Please refer to each national definition given at the beginning of the report

2018 EVENTS BY CITY

| | Interval Year | Opening date | Closing date | Space | | | | | Exhibitors | | | | | Visitors/Visits (*) | | | Organizer | Auditor | Industry sector | |
|---|---------------|----------------------------|--------------|----------------------------|---------|----------|----------------------------|--------|----------------------------------|-------|----------------------------|----------------------------|----------------------------|----------------------------|--------|----------------------------|-----------|---------|-----------------|--|
| | | | | Rented Space (sq.m) | | | | Total | Exhibitors with their own stands | | Represented firms | | Admission for Trade/Public | Total | | | | | | |
| | | | | Total | Halls | Open air | | | from ... countries | Total | Foreign/ International (*) | Total | | Foreign/ International (*) | Total | Foreign/ International (*) | | | | |
| | Total | Foreign/ International (*) | Total | Foreign/ International (*) | | Total | Foreign/ International (*) | Total | Foreign/ International (*) | | Total | Foreign/ International (*) | | | | | | | | |
|  electronica - World's Leading Trade Fair for Electronics Components, Systems and Applications | 2 | 13/11 | 16/11 | 104 127 | 104 127 | 53 370 | 0 | 53 | 3 448 | 2 372 | 241 | 183 | T | 81 471 | 40 593 | 515 | 9 | 18 | | |
| eMove360° Europe - International Trade Fair for Mobility 4.0 - electric - connected - autonomous | 1 | 16/10 | 18/10 | 8 887 | 8 815 | 4 142 | 72 | 20 | 23 | 272 | 109 | | T/P | 7 812 | 1 453 | 547 | 9 | 16, 18 | | |
|  EXPO REAL - International Trade Fair for Property and Investment | 1 | 8/10 | 10/10 | 40 236 | 40 236 | 9 466 | 0 | 41 | 2 095 | 546 | | | T | 41 202 | 12 977 | 515 | 9 | 5 | | |
|  f.re.e - Fair for Leisure and Travel. | 1 | 21/2 | 25/2 | 33 064 | 33 064 | 6 684 | 0 | 70 | 1 249 | 508 | | | T | 140 415 | 2 808 | 515 | 9 | 3 | | |
| iba - The world's leading trade fair for bakery, confectionery and snacks | 3 | 15/9 | 20/9 | 83 243 | 83 243 | 53 063 | 0 | 50 | 1 358 | 946 | | | T | 77 020 | 51 792 | 327 | 9 | 2 | | |
|  IFAT - World's Leading Trade Fair for Water, Sewage, Waste and Raw Materials Management | 2 | 14/5 | 18/5 | 150 049 | 125 653 | 49 020 | 24 396 | 7 697 | 58 | 3 305 | 1 580 | | T | 142 472 | 70 462 | 515 | 9 | 4, 5 | | |
|  INHORGENTA MUNICH - INDIVIDUAL.INSPIRING.INNOVATIVE. | 1 | 16/2 | 19/2 | 25 836 | 25 836 | 8 195 | 0 | 41 | 1 025 | 471 | | | T | 27 113 | 8 798 | 515 | 9 | 25 | | |
|  INTERFORST - International Key Trade Fair for Forestry and Forest Technology with Scientific Conferences and Special Shows | 4 | 18/7 | 22/7 | 40 841 | 4 997 | 994 | 35 844 | 11 670 | 28 | 457 | 163 | | T | 50 264 | 8 510 | 515 | 9 | 1 | | |
| INTERNATIONALE HANDWERKSMESS - The Leading Trade Fair for Craft Trades (with Garden München) | 1 | 7/3 | 13/3 | 32 108 | 32 108 | 4 349 | 0 | 31 | 959 | 163 | 8 | 1 | T/P | 121 522 | 2 416 | 327 | 9 | 19 | | |
| ISPO MUNICH - The world's leading sports business platform | 1 | 28/1 | 31/1 | 101 827 | 101 827 | 81 076 | 0 | 51 | 2 802 | 2 464 | | | T | 83 606 | 57 760 | 515 | 9 | 3 | | |
|  LOPEC - International Exhibition and Conference for the Printed Electronics Industry | 1 | 14/3 | 15/3 | 1 678 | 1 678 | 723 | 0 | 21 | 153 | 77 | | | T | 2 387 | 1 216 | 515 | 9 | 18 | | |
| opti - The international trade show for optics & design | 1 | 12/1 | 14/1 | 28 071 | 28 071 | 10 488 | 0 | 40 | 667 | 384 | | | T | 28 444 | 8 814 | 327 | 9 | 23 | | |
|  The smarter E Europe - Intersolar Europe / ees Europe / EM-Power Europe / Power2Drive Europe | 1 | 20/6 | 22/6 | 44 680 | 44 680 | 24 279 | 0 | 49 | 1 172 | 701 | | | T | 46 450 | 24 770 | 314 | 9 | 9 | See note | |

Note: Visitor attendance determined by a representative poll in the combination of AUTOMATICA/The smarter E Europe. Multiple answers were permitted

| Namen (BE) | | | | | | | | | | | | | | | | | | | | |
|------------------------------|---|---------------|--|--|--|--|--|--|--|--|--|--|--|--|--|--|--|--|--|--|
| Antica Namur | 1 | To be updated | | | | | | | | | | | | | | | | | | |
| Autonomies | 2 | To be updated | | | | | | | | | | | | | | | | | | |
| Batireno | 1 | To be updated | | | | | | | | | | | | | | | | | | |
| Bois & Habitat | 1 | To be updated | | | | | | | | | | | | | | | | | | |
| Energie & Habitat | 1 | To be updated | | | | | | | | | | | | | | | | | | |
| Saveurs & Métiers | 2 | To be updated | | | | | | | | | | | | | | | | | | |

| Nancy (F) | | | | | | | | | | | | | | | | | | | | |
|--|---|------|-------|--------|--------|-----|-------|---|----|-----|----|--|--|---|--------|---|-----|---|----|--|
| FOIRE INTERNATIONALE - NANCY | 1 | 25/5 | 4/6 | 17 791 | 10 695 | 820 | 7 096 | 0 | 14 | 473 | 29 | | | P | 81 155 | 0 | 173 | 8 | 27 | |
| HABITAT DECO & ANTIQUAIRES ET ART CONTEMPORAIN - NANCY | 1 | 15/2 | 19/2 | 6 387 | 5 908 | 58 | 479 | 0 | 2 | 254 | 2 | | | P | 17 750 | 0 | 173 | 8 | 12 | |
| MARIAGE - NANCY | 1 | 9/11 | 11/11 | 529 | 529 | 0 | 0 | 0 | | 57 | 0 | | | P | 2 992 | 0 | 8 | 8 | 3 | |
| SALON DES VIGNERONS INDÉPENDANTS DE BORDEAUX ET D'AQUITAINE - NANCY | 1 | 6/4 | 8/4 | 224 | 224 | 0 | 0 | 0 | | 53 | 0 | | | P | 1 926 | 0 | 765 | 8 | 2 | |

| Nantes (F) | | | | | | | | | | | | | | | | | | | | |
|--|-----|-------|-------|--------|--------|-------|--------|---|----|-----|-----|----|----|---|--------|-------|-----|---|----|--|
| ART TO PLAY - NANTES | 1 | 17/11 | 18/11 | 2 170 | 2 100 | 170 | 70 | 0 | 3 | 80 | 4 | | | P | 28 316 | 0 | 266 | 8 | 3 | |
| BOIS ENERGIE - NANTES | 1 | 16/3 | 18/3 | 3 906 | 3 906 | 18 | 0 | 0 | | 202 | 1 | | | T | 11 630 | 0 | 98 | 7 | 5 | |
| CARREFOUR INTERNATIONAL DU BOIS | 2 | 30/5 | 1/6 | 9 242 | 9 242 | 3 774 | 0 | 0 | 24 | 568 | 207 | 65 | 34 | T | 11 390 | 3 283 | 79 | 8 | 5 | |
| CREATIVA - NANTES | 1 | 1/11 | 4/11 | 3 150 | 3 150 | 139 | 0 | 0 | 6 | 174 | 9 | | | P | 20 837 | 0 | 266 | 8 | 3 | |
| FOIRE INTERNATIONALE - NANTES | 1 | 7/4 | 16/4 | 28 331 | 11 786 | 267 | 16 545 | 0 | 11 | 491 | 18 | | | P | 59 024 | 0 | 266 | 8 | 27 | |
| FORMATHEQUE | 1 | 26/1 | 27/1 | 1 392 | 1 392 | 0 | 0 | 0 | | 64 | 0 | | | P | 15 998 | 0 | 349 | 7 | 8 | |
| FRANCE CE NANTES | 2x1 | 29/3 | 30/3 | 965 | 965 | 3 | 0 | 0 | 1 | 148 | 1 | 6 | 0 | T | 1 362 | 0 | 146 | 8 | 4 | |
| FRANCE CE NANTES | 2x1 | 27/9 | 28/9 | 830 | 830 | 0 | 0 | 0 | | 118 | 0 | 13 | 2 | T | 1 554 | 0 | 146 | 8 | 4 | |

(*) Please refer to each national definition given at the beginning of the report

2018 EVENTS BY CITY

| | Interval Year | Opening date | Closing date | Space | | | | | Exhibitors | | | | | Visitors/Visits (*) | | | Organizer | Auditor | Industry sector |
|--|---------------|--------------|--------------|--------|---------------------|----------------------------|----------|----------------------------|--------------------|-------|----------------------------|-------------------|----------------------------|----------------------------|---------|----------------------------|-----------|---------|-----------------|
| | | | | Total | Rented Space (sq.m) | | Open air | | from ... countries | Total | Foreign/ International (*) | Represented firms | | Admission for Trade/Public | Total | Foreign/ International (*) | | | |
| | | | | | Total | Foreign/ International (*) | Total | Foreign/ International (*) | | | | Total | Foreign/ International (*) | | | | | | |
| HABITAT DÉCO - NANTES | 1 | 9/11 | 11/11 | 7 328 | 7 328 | 18 | 0 | 0 | | 301 | 2 | | | P | 15 129 | 0 | 266 | 8 | 12 |
| INDUSTRIE ET SOUS-TRAITANCE - NANTES | 2 | 20/3 | 22/3 | 5 834 | 5 834 | 147 | 0 | 0 | 7 | 457 | 33 | 120 | 0 | T | 5 574 | 77 | 266 | 8 | 19 |
| PECHE EN MER - NANTES | 1 | 16/3 | 18/3 | 4 655 | 4 655 | 92 | 0 | 0 | 3 | 119 | 3 | | | P | 10 423 | 0 | 266 | 8 | 1 |
| POUR L'AMOUR DU FIL - NANTES | 1 | 25/4 | 28/4 | 1 291 | 1 291 | 257 | 0 | 0 | 11 | 125 | 29 | | | P | 8 732 | 0 | 14 | | 3 |
| PUCES AUTOS-MOTOS - NANTES | 1 | 14/1 | 14/1 | 3 144 | 3 144 | 0 | 0 | 0 | | 195 | 0 | | | P | 8 662 | 0 | 465 | 7 | 16 |
| RÉCEPTION & MARIAGE - NANTES | 1 | 9/11 | 11/11 | 2 218 | 2 218 | 9 | 0 | 0 | 1 | 142 | 1 | | | P | 5 030 | 0 | 266 | 8 | 3 |
| SALON DU VEGETAL | 1 | 19/6 | 21/6 | 7 678 | 7 678 | 1 701 | 405 | 0 | 13 | 375 | 95 | | | T | 6 448 | 477 | 120 | 8 | 1 |
| SALON ZEN ET BIO - NANTES | 1 | 5/10 | 7/10 | 2 093 | 2 093 | 69 | 0 | 0 | | 242 | 9 | | | P | 17 584 | 0 | 688 | 7 | 27 |
| SIT NANTES | 1 | 26/1 | 28/1 | 2 167 | 2 167 | 105 | 0 | 0 | 8 | 422 | 15 | | | P | 31 928 | 0 | 26 | 8 | 6 |
| VEHICULES DE LOISIRS NEUFS - NANTES | 1 | 12/10 | 15/10 | 18 044 | | 0 | 18 044 | 0 | | 11 | 0 | | | P | 6 825 | 0 | 266 | 8 | 26 |
| VINS ET GASTRONOMIE - NANTES | 1 | 16/11 | 19/11 | 2 219 | 2 219 | 0 | 0 | 0 | | 183 | 0 | | | P | 14 947 | 0 | 332 | | 2 |
| VINS ET GASTRONOMIE - NANTES | 1 | 16/11 | 19/11 | 2 327 | 2 327 | 0 | 0 | 0 | | 183 | 0 | | | P | 14 947 | 0 | 332 | 8 | 2 |
| Napoli (I) | | | | | | | | | | | | | | | | | | | |
| Arkeda | 1 | 30/11 | 2/12 | 7 000 | 5 500 | 500 | 1 500 | 500 | 115 | 125 | 10 | 60 | 18 | T | 12 000 | 500 | 608 | 5 | 12 |
| BMT - BORSA MEDITERRANEA DEL TURISMO | 1 | 23/3 | 25/3 | 21 000 | 13 000 | 3 000 | 8 000 | 3 000 | 15 | 390 | 90 | 210 | 60 | T | 22 600 | 6 100 | 608 | 5 | 6 |
| FIERA DELLA CASA | 1 | 29/6 | 8/7 | 20 306 | 20 306 | | | | | 106 | 2 | 92 | 2 | p | 97 446 | 9 745 | 542 | 5 | 27 |
| Gustus | 1 | 18/11 | 20/11 | 5 000 | 4 500 | 500 | 500 | 100 | 120 | 132 | 12 | 36 | 8 | T | 10 000 | 1 000 | 608 | 5 | 2 |
| Pharmexpo | 1 | 23/11 | 25/11 | 8 500 | 6 200 | 1 200 | 2 300 | 300 | 200 | 252 | 52 | 121 | 21 | T | 13 100 | 2 700 | 608 | 5 | 22 |
| Nevers (F) | | | | | | | | | | | | | | | | | | | |
| FOIRE EXPOSITION - NEVERS | 1 | 10/3 | 18/3 | 7 005 | 5 136 | 84 | 1 869 | 0 | 6 | 251 | 8 | | | P | 57 622 | 0 | 560 | 8 | 27 |
| HABITAT & CADRE DE VIE - NEVERS | 1 | 1/11 | 4/11 | 1 330 | 1 330 | 0 | 0 | 0 | | 88 | 0 | | | P | 6 540 | 0 | 560 | 8 | 12 |
| LE MARCHÉ GOURMAND - NEVERS | 1 | 10/11 | 11/11 | 246 | 246 | 9 | 0 | 0 | 1 | 30 | 1 | | | P | 5 189 | 0 | 560 | | 2 |
| SENIORS - NEVERS | 1 | 10/11 | 11/11 | 803 | 803 | 0 | 0 | 0 | | 59 | 0 | | | P | 5 189 | 0 | 560 | | 3 |
| Nice (F) | | | | | | | | | | | | | | | | | | | |
| AGECOTEL | 2 | 4/2 | 7/2 | 4 036 | 4 036 | 596 | 0 | 0 | 8 | 166 | 25 | 82 | 39 | T | 11 529 | 228 | 559 | 8 | 2 |
| BIONAZUR | 1 | 25/5 | 27/5 | 677 | 677 | 108 | 0 | 0 | 5 | 73 | 9 | | | P | 14 097 | 0 | 559 | 8 | 2 |
| BISOU - NICE | 1 | 13/1 | 15/1 | 4 072 | 4 072 | 732 | 0 | 0 | | 209 | 40 | | | T | 4 087 | 0 | 573 | 7 | 12 |
| FOIRE INTERNATIONALE - NICE | 1 | 17/3 | 26/3 | 16 251 | 9 719 | 767 | 6 532 | 30 | 15 | 416 | 40 | 160 | 107 | P | 83 175 | 275 | 559 | 8 | 27 |
| FRANCE CE NICE | 2x1 | 25/9 | 25/9 | 385 | 385 | 12 | 0 | 0 | 2 | 78 | 2 | | | T | 471 | 0 | 146 | | 4 |
| FRANCE CE NICE | 2x1 | 10/4 | 10/4 | 392 | 392 | 8 | 0 | 0 | 2 | 77 | 2 | | | T | 355 | 0 | 146 | | 4 |
| MARIONS-NOUS - NICE | 1 | 13/10 | 14/10 | 1 142 | 1 142 | 6 | 0 | 0 | | 126 | 1 | | | P | 8 611 | 0 | 463 | 7 | 3 |
| SALON STUDYRAMA ETUDES SUPÉRIEURES - NICE (& SALON FORMATION ET CARRIÈRES INTER | 1 | 19/1 | 20/1 | 1 746 | 1 746 | 90 | 0 | 0 | | 127 | 10 | | | P | 22 499 | 0 | 349 | 7 | 8 |
| ANTIQUAIRES - NIMES | 1 | 29/11 | 3/12 | 732 | 732 | 0 | 0 | 0 | | 35 | 0 | | | P | 2 806 | 0 | 131 | 8 | 3 |
| BIJOUTIFUL - NIMES | 1 | 6/4 | 9/4 | 556 | 556 | 0 | 0 | 0 | | 69 | 0 | | | P | 4 863 | 0 | 131 | 8 | 24 |
| FOIRE EXPOSITION - NIMES | 1 | 9/2 | 12/2 | 5 666 | 5 666 | 0 | 0 | 0 | | 221 | 0 | | | P | 27 274 | 0 | 270 | 7 | 27 |
| HABITAT - NIMES | 1 | 7/9 | 10/9 | 2 732 | 2 732 | 0 | 0 | 0 | | 117 | 0 | | | P | 10 002 | 0 | 270 | 7 | 12 |
| NIMAGINE - NIMES | 1 | 3/11 | 11/11 | 1 647 | 1 647 | 0 | 0 | 0 | | 152 | 0 | | | P | 18 802 | 0 | 131 | 8 | 3 |
| Niğde (TR) | | | | | | | | | | | | | | | | | | | |
| Agriculture 2018 | 1 | 24/10 | 28/10 | 10 000 | 10 000 | 0 | | | | 81 | 0 | 0 | 0 | T/P | 153 000 | 0 | 80 | 16 | 1 |
| Niğde Book Fair | 1 | 4/5 | 13/5 | 2 400 | 2 400 | 0 | | | | 60 | 0 | 0 | 0 | T/P | 61 725 | 0 | 756 | 16 | 3 |
| Niort (F) | | | | | | | | | | | | | | | | | | | |
| FRANCE CE NIORT | 2x1 | 24/4 | 24/4 | 304 | 304 | 0 | 0 | 0 | | 53 | 0 | | | T | 222 | 0 | 146 | | 4 |
| Nizhny Novgorod (RU) | | | | | | | | | | | | | | | | | | | |
| Great Rivers/ICEF | 1 | 15/5 | 18/5 | 1 886 | 1 259 | 115 | 627 | 21 | 11 | 137 | 36 | 23 | 0 | T | 4 070 | 280 | 561 | 13 | 10 |
| International Digital Summit | 1 | 19/9 | 21/9 | 821 | 696 | 40 | 125 | 100 | 4 | 49 | 3 | 0 | 0 | T | 3 000 | 150 | 561 | | 19 |
| <i>Note: Great Rivers/ICEF also includes "Russian Architecture And Construction Forum"</i> | | | | | | | | | | | | | | | | | | | |
| Novokuznetsk (RU) | | | | | | | | | | | | | | | | | | | |
| Ugol Rossii and Mining | 1 | 5/6 | 8/6 | 16 529 | 6 386 | 2 077 | 10 143 | 2 525 | 27 | 502 | 175 | 45 | 0 | T | 17 750 | 890 | 444, 815 | 13 | 9 |

(*) Please refer to each national definition given at the beginning of the report

2018 EVENTS BY CITY

| | Interval Year | Opening date | Closing date | Space | | | | Exhibitors | | | | Visitors/Visits (*) | | Organizer | Auditor | Industry sector | | | |
|----------------------|---------------|--------------|--------------|---------------------|---------|----------|---|----------------------------------|-------|---------------------------|-------|----------------------------|---------------------------|-----------|---------|-----------------|----------|-------|---------------------------|
| | | | | Rented Space (sq.m) | | | | Exhibitors with their own stands | | Represented firms | | Admission for Trade/Public | Foreign/International (*) | | | | | | |
| | | | | Total | Halls | Open air | | from ... countries | Total | Foreign/International (*) | Total | | Foreign/International (*) | | | | | Total | Foreign/International (*) |
| Nürnberg (D) | | | | | | | | | | | | | | | | | | | |
| | | | | 49 095 | 49 095 | 29 305 | 0 | | 93 | 3 238 | 2 347 | | | T | 50 200 | 25 454 | 565 | 9 | 2, 22 |
| | | | | 45 793 | 45 793 | 21 354 | 0 | | 46 | 1 094 | 580 | | | T | 40 882 | 18 373 | 565 | 9 | 2 |
| | | | | 43 535 | 43 535 | 24 953 | 0 | | 46 | 1 019 | 699 | | | T | 35 490 | 20 518 | 565 | 9 | 5 |
| | | | | 26 799 | 26 799 | 10 808 | 0 | | 38 | 1 021 | 548 | | | T | 32 217 | 12 980 | 565 | 9 | 18 |
| | | | | 4 105 | 4 105 | 1 838 | 0 | | 28 | 243 | 131 | | | T | 3 338 | 1 435 | 565 | 9 | 21 |
| | | | | 18 758 | 18 758 | 9 739 | 0 | | 33 | 641 | 344 | | | T | 15 354 | 6 722 | 565 | 9 | 19 |
| | | | | 61 996 | 61 996 | 17 050 | 0 | | 43 | 1 644 | 621 | | | T | 44 019 | 12 585 | 565 | 9 | 11 |
| | | | | 5 559 | 5 559 | 696 | 0 | | 16 | 287 | 41 | | | T | 8 354 | 763 | 565 | 9 | 19 |
| | | | | 66 242 | 66 242 | 14 684 | 0 | | 37 | 1 253 | 308 | | | T | 72 005 | 6 690 | 565 | 9 | 5 |
| | | | | 97 390 | 97 390 | 30 061 | 0 | | 42 | 1 329 | 549 | | | T | 111 021 | 35 956 | 565 | 9 | 5 |
| | | | | 37 905 | 37 905 | 5 148 | 0 | | 21 | 610 | 99 | | | T | 40 351 | 887 | 327 | 9 | 5, 9 |
| | | | | 11 187 | 11 187 | 4 737 | 0 | | 39 | 311 | 174 | | | T | 5 512 | 2 399 | 689 | 9 | 11 |
| | | | | 67 406 | 67 406 | 47 961 | 0 | | 66 | 1 990 | 1 646 | | | T | 38 656 | 28 721 | 775, 565 | 9 | 3 |
| | | | | 11 738 | 11 738 | 1 945 | 0 | | 27 | 698 | 183 | | | T | 14 290 | 1 056 | 565 | 9 | 7 |
| | | | | 56 664 | 56 664 | 40 421 | 0 | | 57 | 1 561 | 1 254 | | | T | 46 562 | 28 848 | 565 | 9 | 3 |
| | | | | 13 820 | 13 820 | 5 488 | 0 | | 27 | 506 | 262 | 87 | 67 | T | 11 602 | 5 331 | 502 | 9 | 18 |
| | | | | 5 347 | 5 347 | 1 448 | 0 | | 13 | 135 | 56 | | | T | 3 639 | 914 | 565 | 9 | 7, 18 |
| | | | | 8 690 | 8 690 | 2 693 | 0 | | 32 | 591 | 237 | | | T | 7 879 | 1 655 | 37 | 9 | 19 |
| | | | | 12 962 | 12 962 | 2 444 | 0 | | 30 | 434 | 158 | 38 | 27 | T | 11 879 | 3 764 | 502 | 9 | 18 |
| | | | | 108 793 | 108 793 | 61 735 | 0 | | 67 | 2 849 | 2 157 | | | T | 70 348 | 43 289 | 689 | 9 | 3 |
| | | | | 80 595 | 80 595 | 13 678 | 0 | | 45 | 1 631 | 544 | | | T | 65 700 | 18 154 | 502 | 9 | 18 |
| | | | | 12 354 | 12 354 | 4 334 | 0 | | 26 | 333 | 187 | | | T | 11 819 | 2 402 | 565 | 9 | 5 |
| | | | | 5 348 | 5 348 | 190 | 0 | | 6 | 165 | 6 | | | T/P | 12 209 | 94 | 565 | 9 | 27 |
| Offenbach (D) | | | | | | | | | | | | | | | | | | | |
| | | | | 13 081 | 13 081 | 6 668 | 0 | | 28 | 273 | 158 | | | T | 4 587 | 1 176 | 516 | 9 | 25 |
| | | | | 13 188 | 13 188 | 6 559 | 0 | | 24 | 281 | 159 | | | T | 4 868 | 1 306 | 516 | 9 | 25 |
| Offenburg (D) | | | | | | | | | | | | | | | | | | | |
| | | | | 1 116 | 1 116 | 6 | 0 | | 2 | 99 | 1 | | | P | 4 902 | | 517 | 9 | 27 |

(*) Please refer to each national definition given at the beginning of the report

2018 EVENTS BY CITY

| | Interval Year | Opening date | Closing date | Space | | | | Exhibitors | | | | Visitors/visits (*) | | | | Organizer | Auditor | Industry sector | | |
|--|---------------|---------------|--------------|---------------------|-------------|---------------------------|----------------|----------------------------------|--------------------|-------------------|---------------------------|----------------------------|---------------------------|---------------------------|---------------------|-----------|----------|-----------------|-------|---------------------------|
| | | | | Rented Space (sq.m) | | | | Exhibitors with their own stands | | Represented firms | | Admission for Trade/Public | Foreign/International (*) | | | | | | | |
| | | | | Total | Halls Total | Foreign/International (*) | Open air Total | Foreign/International (*) | from ... countries | Total | Foreign/International (*) | | Total | Foreign/International (*) | Total | | | | | Foreign/International (*) |
| OBERRHEIN MESSE Offenburg - General Trade Fairs for Consumers | 1 | 29/9 | 7/10 | 18 757 | 9 450 | 811 | 9 307 | 6 | 13 | 479 | 34 | | | P | 65 442 | | 517 | 9 | 27 | |
| Olux (I) | | | | | | | | | | | | | | | | | | | | |
| Boster Nord Ovest 2018 | 2 | 18/9 | 21/9 | 7 728 | 387 | 65 | 7 341 | 1 150 | 34 | 93 | 1 | 53 | 32 | T/P | 5 825 | 134 | 586 | 5 | 1 | |
| Ordu (TR) | | | | | | | | | | | | | | | | | | | | |
| 18.Euxine Sea (Black Sea) Industry and Trade Fair | 1 | 11/7 | 15/7 | 1 200 | 1 200 | 0 | | | | 38 | 0 | 0 | 0 | T/P | 118 000 | 15 000 | 212 | 16 | 27 | |
| 4. Food, agriculture and livestock | 1 | 11/7 | 15/7 | 1 400 | 1 400 | 0 | | | | 32 | 0 | 0 | 0 | T/P | 118 000 | 15 000 | 212 | 16 | 2 | |
| Ordu 10. Construction decoration procuts and natural gas specialty exhibition | 1 | 29/6 | 3/7 | 1 950 | 1 950 | 0 | | | | 51 | 0 | 0 | 0 | T/P | 78 000 | 9 360 | 212 | 16 | 5 | |
| Ordu Kitap Fuarı | 1 | 12/10 | 21/10 | 2 400 | 2 400 | 40 | | | | 78 | 0 | 0 | 0 | T/P | 97 300 | 0 | 756 | 16 | 3 | |
| Orleans (F) | | | | | | | | | | | | | | | | | | | | |
| ANTIQUITES - ORLEANS | 1 | 9/3 | 12/3 | 10 431 | 10 431 | 45 | 0 | 0 | 2 | 96 | 2 | | | P | 7 585 | 0 | 576 | 8 | 3 | |
| FOIRE EXPOSITION - ORLEANS | 1 | 6/4 | 15/4 | 15 358 | 7 399 | 153 | 7 959 | 25 | 6 | 349 | 11 | | | P | 51 447 | 0 | 576 | 8 | 27 | |
| FRANCE CE ORLEANS | 1 | 4/10 | 4/10 | 332 | 332 | 0 | 0 | 0 | | 58 | 0 | | | T | 386 | 0 | 146 | 8 | 4 | |
| GASTRONOMIE ET VINS - ORLEANS | 1 | 23/11 | 26/11 | 3 501 | 3 501 | 39 | 0 | 0 | 2 | 210 | 3 | | | P | 19 381 | 0 | 576 | 8 | 2 | |
| HABITAT & DECORATION - ORLEANS | 1 | 21/9 | 24/9 | 5 479 | 5 117 | 30 | 362 | 0 | 1 | 267 | 1 | | | P | 16 112 | 0 | 576 | 8 | 12 | |
| TERRE NATURELLE - ORLEANS | 1 | 13/10 | 15/10 | 1 186 | 1 186 | 63 | 0 | 0 | | 122 | 2 | | | P | 5 319 | 0 | 576 | 8 | 3 | |
| VINS DE FRANCE - ORLEANS | 1 | 9/2 | 11/2 | 674 | 674 | 0 | 0 | 0 | | 76 | 0 | | | P | 4 034 | 0 | 132 | 7 | 2 | |
| Osmaniye (TR) | | | | | | | | | | | | | | | | | | | | |
| Book Fair Osmaniye | 1 | 7/12 | 16/12 | 2 550 | 2 550 | 0 | | | | 85 | 0 | 0 | 0 | T/P | 87 915 | 0 | 756 | 16 | 3 | |
| Ostróda (PL) | | | | | | | | | | | | | | | | | | | | |
| Auto Moto Arena | 1 | 17/3 | 18/3 | 5 343 | 5 343 | 0 | 0 | 0 | 1 | 75 | 0 | | | P | 17 400 | | 258 | 4 | 16 | |
| Beauty & Fashion | 1 | 8/12 | 9/12 | 179 | 179 | 0 | 0 | 0 | 1 | 13 | 0 | | | P | incl. in VITAL | | 258 | 4 | 3 | |
| Beer Festival | 1 | 3/8 | 5/8 | 237 | 225 | 9 | 12 | 0 | 1 | 33 | 1 | | | P | 1 674 | | 258 | 4 | 2 | |
| Fabulous Santa Claus | 1 | 1/12 | 2/12 | 451 | 451 | 0 | 0 | 0 | 1 | 73 | 0 | | | P | 15 074 | | 258 | 4 | 27 | |
| Green Arena autumn | 2x1 | 22/9 | 23/9 | 379 | 302 | 0 | 77 | 0 | 1 | 56 | 0 | | | P | 2 922 | | 258 | 4 | 3 | |
| Green Arena spring | 2x1 | 24/3 | 25/3 | 1 210 | 1 149 | 0 | 61 | 0 | 1 | 117 | 0 | | | P | incl. in Your House | | 258 | 4 | 3 | |
| HUBERTUS ARENA | 1 | 12/10 | 14/10 | 2 557 | 2 557 | 31 | 0 | 0 | 5 | 170 | 4 | | | P | 11 410 | | 258 | 4 | 3 | |
| Mazury Horeca | 1 | 17/4 | 18/4 | 1 817 | 1 100 | 85 | 717 | 0 | 2 | 117 | 2 | | | P | 1 324 | | 258 | 4 | 2 | |
| Vital Sport | 1 | 8/12 | 9/12 | 5 687 | 5 687 | 0 | 0 | 0 | 1 | 68 | 0 | | | P | 1 339 | | 258 | 4 | 3 | |
| Warmia-Mazury Animal Expo | 1 | 10/2 | 11/2 | 2 552 | 2 552 | 0 | 0 | 0 | 1 | 29 | 0 | | | T/P | 37 366 | | 258 | 4 | 1 | |
| Your House, Your Garden | 1 | 24/3 | 25/3 | 1 706 | 1 706 | 12 | 0 | 0 | 2 | 61 | 1 | | | P | 8 919 | | 258 | 4 | 5 | |
| Zagroda | 1 | 20/10 | 21/10 | 2 532 | 2 532 | 100 | 0 | 0 | 2 | 115 | 1 | | | T/P | 4 054 | | 258 | 4 | 1 | |
| Oulu (SF) | | | | | | | | | | | | | | | | | | | | |
| Construction 2018 Oulu | 1 | 20/4 | 22/4 | 2 900 | 2 778 | | 122 | | 1 | 173 | | 0 | | T/P | 8 759 | | 562 | 12 | 5 | |
| Live & Enjoy 50+, Oulu | 1 | 15/9 | 16/9 | 1 216 | 1 198 | | 18 | | 2 | 117 | | 4 | | T | 2 654 | | 562 | 12 | 3 | |
| Northern Industry 2018 | 2 | 23/5 | 24/5 | 6 560 | 4 689 | | 1 871 | | 5 | 345 | | 1 | | T/P | 4 111 | | 265 | 12 | 19 | |
| Winter 2018 Oulu | 2 | 20/10 | 21/10 | 940 | 932 | | 8 | | 1 | 45 | | 5 | | T | 885 | | 562 | 12 | 3 | |
| Work 2018 Oulu | 1 | 10/10 | 11/10 | 533 | 533 | | 0 | | 2 | 69 | | 5 | | T | 4 047 | | 562 | 12 | 4 | |
| Ourense (E) | | | | | | | | | | | | | | | | | | | | |
| FUNERGAŁ - FERIA INTERNACIONAL DE SERVICIOS FUNERARIOS | 2 | 9/11 | 10/11 | 3 595 | 3 281 | 1 313 | 0 | 0 | 11 | 105 | 37 | 0 | 0 | T | 1 447 | 273 | 273 | 11 | 4 | |
| TERMATALIA BRASIL - FERIA INTERNACIONAL DEL TURISMO TERMAL | 1 | 12/9 | 14/9 | 1 640 | 1 487 | 1 164 | 0 | 0 | 34 | 203 | 173 | 0 | 0 | T/P | 885 | 850 | 273 | 11 | 6, 22 | |
| XANTAR - SALÓN INTERNACIONAL DE TURISMO GASTRONÓMICO | 1 | 31/1 | 4/2 | 4 899 | 3 875 | 1 043 | 40 | 0 | 10 | 255 | 57 | 0 | 0 | T/P | 1 237 | 50 | 273 | 11 | 2, 6 | |
| Padova (I) | | | | | | | | | | | | | | | | | | | | |
| AUTO E MOTO D'EPOCA | 1 | 26/10 | 28/10 | 43 800 | 36 800 | 4 900 | 7 000 | 250 | 20 | 922 | 115 | 19 | 6 | P | 54 627 | 8 194 | 324, 809 | 5 | 16 | |
| GREEN LOGISTICS EXPO | 2 | 7/3 | 9/3 | 11 000 | 9 500 | 475 | 1 500 | 0 | 10 | 246 | 11 | 0 | 0 | T | 5 147 | 463 | 324, 810 | 5 | 26 | |
| Paris (F) | | | | | | | | | | | | | | | | | | | | |
| A@W Paris | 1 | To be updated | | | | | | | | | | | | T | 5 815 | 103 | 257 | | 5, 12 | |

(*) Please refer to each national definition given at the beginning of the report

2018 EVENTS BY CITY

| | Interval | Year | Opening date | Closing date | Space | | | | Exhibitors | | | | Visitors/Visits (*) | | | | Organizer | Auditor | Industry sector | |
|--|----------|-------|--------------|--------------|--------|---------------------|----------------------------|----------|----------------------------|--------------------|-------|----------------------------|---------------------|----------------------------|----------------------------|--------|-----------|---------|-----------------|----------------------------|
| | | | | | Total | Rented Space (sq.m) | | Open air | | from ... countries | Total | Foreign/ International (*) | Represented firms | | Admission for Trade/Public | Total | | | | Foreign/ International (*) |
| | | | | | | Total | Foreign/ International (*) | Total | Foreign/ International (*) | | | | Total | Foreign/ International (*) | | | | | | |
| | | | | | | | | | | | | | | | | | | | | |
| ALL4PACK PARIS (EMBALLAGE&MANUTENTION) | 2 | 26/11 | 29/11 | 37 748 | 37 748 | 14 822 | 0 | 0 | 42 | 1 040 | 502 | 199 | 175 | T | 27 613 | 8 930 | 146 | 8 | 11 | |
| ANALYSE INDUSTRIELLE | 1 | 6/2 | 7/2 | 899 | 899 | 490 | 0 | 0 | 9 | 72 | 36 | | | T | 798 | 121 | 104 | 8 | 19 | |
| ART PARIS ART FAIR | 1 | 5/4 | 8/4 | 6 062 | 6 062 | 2 221 | 0 | 0 | | 144 | 56 | | | T/P | 43 994 | 43 994 | 49 | 7 | 3 | |
| ASIAN GIFTS & HOUSEWARES SHOW PARIS | 1 | 27/11 | 29/11 | 3 287 | 3 287 | 3 287 | 0 | 0 | 9 | 313 | 313 | | | T | 1 364 | 486 | 145 | | 27 | |
| ATRIUM CULTUREL | 1 | 28/5 | 28/5 | 156 | 156 | 0 | 0 | 0 | | 52 | 0 | | | T | 242 | 0 | 350 | 7 | 4 | |
| AUTONOMIC PARIS | 2 | 12/6 | 14/6 | 5 070 | 5 070 | 339 | 0 | 0 | | 257 | 23 | | | T/P | 11 593 | 255 | 16 | 7 | 22 | |
| BABY COOL EVENT PARIS | 1 | 1/9 | 3/9 | 5 057 | 5 057 | 1 839 | 0 | 0 | 12 | 135 | 46 | | | T | 1 698 | 173 | 88 | 8 | 13 | |
| BIJORHCA PARIS | 2x1 | 19/1 | 22/1 | 3 622 | 3 622 | 2 045 | 0 | 0 | 29 | 283 | 152 | 13 | 2 | T | 11 666 | 3 356 | 626 | | 24 | |
| BIJORHCA PARIS | 2x1 | 7/9 | 10/9 | 4 349 | 4 349 | 2 586 | 0 | 0 | 33 | 321 | 185 | 56 | 35 | T | 12 179 | 3 423 | 626 | 8 | 24 | |
| CHEVAL - PARIS | 1 | 24/11 | 2/12 | 12 596 | 12 596 | 1 859 | 0 | 0 | 12 | 277 | 46 | | | P | 92 200 | 0 | 146 | 8 | 3 | |
| CHOCOLAT - PARIS | 1 | 31/10 | 4/11 | 6 344 | 6 344 | 1 467 | 0 | 0 | | 227 | 85 | | | P | 100 131 | 0 | 244 | 8 | 2 | |
| COMIC CON PARIS | 1 | 26/10 | 28/10 | 2 023 | 2 023 | 339 | 0 | 0 | 13 | 109 | 27 | | | P | 31 874 | 0 | 626 | | 3 | |
| CREATIONS & SAVOIR-FAIRE | 1 | 28/11 | 2/12 | 3 222 | 3 222 | 515 | 0 | 0 | 10 | 251 | 37 | | | P | 41 152 | 0 | 146 | 8 | 12 | |
| DESTINATION NATURE, LE SALON DES NOUVELLES RANDONNÉES | 1 | 15/3 | 18/3 | 2 220 | 2 220 | 363 | 0 | 0 | 7 | 242 | 28 | | | P | 37 779 | 0 | 146 | | 3 | |
| DOCUMENTATION & DATA INTELLIGENCE FORUM | 1 | 20/3 | 22/3 | 944 | 944 | 23 | 0 | 0 | 3 | 97 | 3 | | | T | 2 462 | 158 | 394 | 8 | 21 | |
| E-MARKETING PARIS | 1 | 10/4 | 12/4 | 2 826 | 2 826 | 305 | 0 | 0 | | 297 | 38 | | | T | 16 120 | 603 | 773 | 7 | 11 | |
| EMBEDDED SYSTEMS - M TO M & OBJETS CONNECTÉS | 1 | 21/3 | 22/3 | 2 398 | 2 398 | 219 | 0 | 0 | 11 | 181 | 24 | | | T | 3 675 | 115 | 104 | 8 | 21 | |
| ENOVA PARIS (CARREFOUR DE L'ÉLECTRONIQUE, MESUREXPOVISION, OPTO, RF&HYPER) | 1 | 23/10 | 24/10 | 2 367 | 2 367 | 345 | 0 | 0 | 11 | 191 | 29 | 19 | 16 | T | 3 245 | 178 | 335 | 8 | 19 | |
| EUROPAIN | 2 | 3/2 | 6/2 | 14 362 | 14 362 | 3 717 | 0 | 0 | 19 | 389 | 101 | 8 | 4 | T | 37 672 | 12 267 | 334 | 8 | 2 | |
| EUROSATORY | 2 | 11/6 | 15/6 | 67 672 | 51 381 | 31 491 | 16 291 | 6 280 | 62 | 1 802 | 1 187 | | | T | 57 049 | 28 526 | 143 | 8 | 7 | |
| EXPERIENCE MONTAGNE - PARIS | 1 | 26/10 | 28/10 | 848 | 848 | 12 | 0 | 0 | 1 | 36 | 1 | | | P | 11 124 | 0 | 253 | | 27 | |
| FAIRE CONSTRUIRE SA MAISON | 1 | 21/9 | 23/9 | 2 222 | 2 222 | 42 | 0 | 0 | 2 | 85 | 3 | | | P | 22 412 | 0 | 582 | 8 | 15 | |
| FASTENER FAIR FRANCE | 2 | 28/11 | 29/11 | 2 648 | 2 648 | 1 445 | 0 | 0 | | 159 | 84 | | | T | 1 155 | 440 | 480 | 7 | 19 | |
| FÊTE DE LA COURTOISIE | 1 | 10/6 | 10/6 | 1 200 | 1 200 | 0 | 0 | 0 | | 244 | 0 | | | P | 2 500 | 0 | 619 | 7 | 3 | |
| FIAC | 1 | 17/10 | 21/10 | 9 708 | 9 708 | 6 664 | 0 | 0 | 25 | 219 | 143 | | | T/P | 60 773 | 0 | 626 | 8 | 3 | |
| FOIRE DE PARIS | 1 | 27/4 | 8/5 | 65 723 | 64 883 | 10 056 | 840 | 32 | 48 | 2 236 | 552 | 2 | 0 | P | 467 855 | 0 | 146 | 8 | 27 | |
| FRANCHISE EXPO PARIS | 1 | 25/3 | 28/3 | 10 900 | 10 869 | 1 697 | 31 | 0 | 28 | 585 | 134 | 114 | 48 | T | 30 121 | 2 404 | 626 | 8 | 4 | |
| FROMAGÉ ET PRODUITS LAITIERS | 2 | 25/2 | 28/2 | 2 941 | 2 941 | 624 | 0 | 0 | 11 | 220 | 64 | | | T | 7 340 | 1 574 | 146 | 8 | 2 | |
| GOURMET FOOD & WINE SELECTION | 1 | 23/9 | 24/9 | 2 096 | 2 096 | 407 | 0 | 0 | 6 | 256 | 53 | | | T | 3 123 | 244 | 672 | 8 | 2 | |
| HORS-SÉRIE MAISON BY FOIRE DE PARIS | 1 | 26/10 | 4/11 | 9 747 | 9 747 | 732 | 0 | 0 | 14 | 327 | 36 | | | P | 56 627 | 0 | 146 | 8 | 27 | |
| IFTM TOP RESA - PARIS | 1 | 25/9 | 28/9 | 13 215 | 13 215 | 5 883 | 0 | 0 | 89 | 771 | 263 | 28 | 6 | T | 23 819 | 4 554 | 626 | 8 | 6 | |
| IMMOBILIER - PARIS | 1 | 12/10 | 14/10 | 968 | 968 | 171 | 0 | 0 | 7 | 78 | 22 | | | P | 7 322 | 450 | 146 | 8 | 15 | |
| INDUSTRIE PARIS | 2 | 27/3 | 30/3 | 22 963 | 22 963 | 3 288 | 0 | 0 | 21 | 607 | 136 | | | T | 40 413 | 4 763 | 336 | 8 | 19 | |
| INTELLIGENT BUILDING SYSTEMS | 1 | 6/11 | 7/11 | 2 955 | 2 955 | 118 | 0 | 0 | | 184 | 9 | | | T | 5 044 | 206 | 376 | 8 | 5 | |
| INTERFILIERE - PARIS | 2x1 | 7/7 | 9/7 | 5 224 | 5 224 | 4 616 | 0 | 0 | 26 | 247 | 209 | | | T | 10 610 | 0 | 241 | 8 | 25 | |
| INTERMAT | 3 | 23/4 | 28/4 | 129 703 | 75 396 | 43 589 | 54 307 | 24 625 | 32 | 1 166 | 745 | 100 | 69 | T | 93 955 | 21 538 | 402 | 8 | 5 | |
| JEC WORLD COMPOSITES SHOW | 1 | 6/3 | 8/3 | 30 894 | 30 894 | 24 399 | 0 | 0 | | 1 195 | 964 | | | T | 20 299 | 15 652 | 422 | 7 | 19 | |
| L'AIGUILLE EN FÊTE | 1 | 8/2 | 11/2 | 1 831 | 1 831 | 345 | 0 | 0 | 11 | 189 | 31 | | | P | 21 974 | 0 | 160 | 8 | 3 | |
| L'AIGUILLE EN FÊTE VERSION PRO | 1 | 9/2 | 11/2 | 745 | 745 | 412 | 0 | 0 | 7 | 78 | 22 | | | T | 1 288 | 0 | 160 | | 3 | |
| LE MONDIAL DU TATOUAGE | 1 | 9/3 | 11/3 | 1 968 | 1 968 | 1 338 | 0 | 0 | | 436 | 320 | | | P | 25 585 | 0 | 458 | 7 | 3 | |
| LE SALON DU BIEN ÊTRE MÉDECINE DOUCE & THALASSO | 1 | 1/2 | 5/2 | 2 733 | 2 733 | 215 | 0 | 0 | | 357 | 28 | | | P | 34 014 | 0 | 688 | 7 | 14 | |
| LE SALON DU MARIAGE - MARIONS-NOUS | 2x1 | 27/1 | 28/1 | 2 590 | 2 590 | 82 | 0 | 0 | | 249 | 9 | | | P | 30 273 | 0 | 463 | 7 | 3 | |
| LE SALON DU MARIAGE - MARIONS-NOUS | 2x1 | 15/9 | 16/9 | 2 884 | 2 884 | 49 | 0 | 0 | | 264 | 5 | | | P | 41 913 | 0 | 463 | 7 | 3 | |
| LES RENCONTRES FLOTTES AUTOMOBILES | 1 | 15/2 | 15/2 | 1 366 | 1 366 | 61 | 0 | 0 | | 190 | 10 | | | T | 3 225 | 57 | 308 | 7 | 26 | |
| LIVRE PARIS | 1 | 16/3 | 19/3 | 12 016 | 12 016 | 2 881 | 0 | 0 | 37 | 883 | 160 | | | P | 122 937 | 0 | 626 | 8 | 3 | |
| LOSANGEXPO | 1 | 20/10 | 21/10 | 4 479 | 4 479 | 244 | 0 | 0 | 4 | 100 | 7 | | | T | 5 433 | 12 | 170 | 8 | 4 | |

(*) Please refer to each national definition given at the beginning of the report

2018 EVENTS BY CITY

| | Interval Year | Opening date | Closing date | Space | | | | Exhibitors | | | | Visitors/Visits (*) | | | | Organizer | Auditor | Industry sector | | |
|---|---------------|--------------|--------------|---------|---------------------|----------------------------|----------|----------------------------|--------------------|-------|----------------------------|---------------------|----------------------------|----------------------------|---------|-----------|---------|-----------------|----|----------------------------|
| | | | | Total | Rented Space (sq.m) | | Open air | | from ... countries | Total | Foreign/ International (*) | Represented firms | | Admission for Trade/Public | Total | | | | | Foreign/ International (*) |
| | | | | | Total | Foreign/ International (*) | Total | Foreign/ International (*) | | | | Total | Foreign/ International (*) | | | | | | | |
| | | | | | | | | | | | | | | | | | | | | |
| M.A.D.E (MARQUES ASSOCIÉES DISTRIBUTION EVENT - EX MDD EXPO) | 1 | 20/3 | 21/3 | 4 614 | 4 614 | 1 108 | 0 | 0 | 21 | 374 | 104 | | | T | 3 649 | 451 | 336 | 8 | 2 | |
| MAISON | 1 | 28/9 | 30/9 | 944 | 944 | 0 | 0 | 0 | | 57 | 0 | | | P | 8 191 | 0 | 486 | | 5 | |
| MAISON&OBJET | 2x1 | 19/1 | 23/1 | 114 057 | 114 057 | 80 240 | 0 | 0 | 62 | 2 763 | 1 686 | 309 | 185 | T | 132 747 | 67 303 | 652 | 8 | 12 | |
| MAISON&OBJET | 2x1 | 7/9 | 11/9 | 111 442 | 111 442 | 77 305 | 0 | 0 | 70 | 2 851 | 1 729 | 248 | 171 | T | 117 434 | 53 768 | 652 | 8 | 12 | |
| MAKEUP IN PARIS | 1 | 21/6 | 22/6 | 2 000 | 2 000 | 1 573 | 0 | 0 | | 146 | 105 | | | T | 3 591 | 955 | 94 | 7 | 14 | |
| MARJOLAINE | 1 | 3/11 | 11/11 | 5 737 | 5 737 | 441 | 0 | 0 | | 542 | 41 | | | P | 62 928 | 0 | 688 | 7 | 2 | |
| MARKETING POINT DE VENTE | 2 | 27/3 | 29/3 | 4 825 | 4 825 | 1 040 | 0 | 0 | 14 | 217 | 44 | | | T | 8 188 | 976 | 626 | 8 | 4 | |
| MCB - BY BEAUTÉ SÉLECTION | 1 | 8/9 | 10/9 | 8 263 | 8 263 | 1 977 | 0 | 0 | | 283 | 91 | | | T | 37 443 | 15 083 | 694 | 7 | 14 | |
| MEDPI | 1 | 4/4 | 6/4 | 4 890 | 4 890 | 825 | 0 | 0 | | 220 | 60 | | | T | 2 044 | 118 | 626 | | 21 | |
| MIDEST | 2 | 27/3 | 30/3 | 13 626 | 13 626 | 5 028 | 0 | 0 | 32 | 1 103 | 427 | | | T | 22 084 | 0 | 336 | 8 | 19 | |
| MIPIM PROPTECH EUROPE | 1 | 20/6 | 21/6 | 432 | 432 | 116 | 0 | 0 | 10 | 44 | 17 | | | T | 1 466 | 798 | 629 | | 15 | |
| MOBILITY FOR BUSINESS | 1 | 17/10 | 18/10 | 813 | 813 | 141 | 0 | 0 | 5 | 82 | 8 | 4 | 0 | T | 1 860 | 72 | 535 | | 21 | |
| MUSEUM CONNECTIONS | 1 | 17/1 | 18/1 | 2 302 | 2 302 | 862 | 0 | 0 | 18 | 313 | 113 | | | T | 5 402 | 1 658 | 239 | 8 | 3 | |
| NATURALLY | 1 | 1/6 | 4/6 | 1 439 | 1 439 | 164 | 0 | 0 | | 174 | 18 | | | P | 15 213 | 0 | 688 | 7 | 1 | |
| NOËL EN BIO | 1 | 14/12 | 16/12 | 967 | 967 | 111 | 0 | 0 | | 106 | 9 | | | P | 8 989 | 0 | 688 | 7 | 12 | |
| NOËL PARI FERMIER - PARIS | 3x1 | 21/12 | 23/12 | 408 | 408 | 8 | 0 | 0 | | 61 | 1 | | | T/P | 5 508 | 0 | 40 | 7 | 1 | |
| PACK & GIFT | 1 | 13/6 | 14/6 | 1 226 | 1 226 | 391 | 0 | 0 | | 107 | 35 | | | T | 2 005 | 198 | 380 | 7 | 11 | |
| PARASITEC | 2 | 14/11 | 16/11 | 1 736 | 1 736 | 664 | 0 | 0 | | 88 | 48 | | | T | 2 899 | 1 021 | 587 | 7 | 19 | |
| PARIS BRIDAL FAIR | 1 | 14/4 | 16/4 | 2 827 | 2 827 | 839 | 0 | 0 | 12 | 62 | 23 | 62 | 45 | T | 1 229 | 0 | 558 | 8 | 25 | |
| PARIS GAMES WEEK | 1 | 26/10 | 30/10 | 26 811 | 26 811 | 4 660 | 0 | 0 | | 180 | 39 | | | P | 197 922 | 0 | 146 | 8 | 3 | |
| PARIS PHILEX | 2 | 7/6 | 10/6 | 1 216 | 1 216 | 132 | 0 | 0 | | 59 | 11 | | | P | 19 215 | 0 | 141 | 7 | 3 | |
| PARIS PHOTO | 1 | 8/11 | 11/11 | 6 958 | 6 958 | 4 755 | 0 | 0 | 28 | 210 | 139 | | | T/P | 67 059 | 0 | 626 | 8 | 3 | |
| PARIS RETAIL WEEK (E-COMMERCE/DIGITAL IN STORE) | 1 | 10/9 | 12/9 | 12 106 | 12 106 | 2 762 | 0 | 0 | 30 | 677 | 145 | 23 | 6 | T | 19 991 | 2 255 | 146 | 8 | 4 | |
| PARIZZA | 1 | 4/4 | 5/4 | 1 508 | 1 508 | 504 | 0 | 0 | 4 | 72 | 26 | 7 | 7 | T | 2 144 | 177 | 626 | | 2 | |
| PATRIMOINE CULTUREL - PARIS | 1 | 25/10 | 28/10 | 3 137 | 3 137 | 409 | 0 | 0 | 11 | 336 | 28 | | | T/P | 15 597 | 299 | 77 | | 3 | |
| PCD | 1 | 31/1 | 1/2 | 4 119 | 4 119 | 2 525 | 0 | 0 | | 496 | 287 | | | T | 6 462 | 2 431 | 200 | 7 | 14 | |
| PHARMAPACK EUROPE | 1 | 7/2 | 8/2 | 3 537 | 3 537 | 2 513 | 0 | 0 | | 400 | 283 | | | T | 5 492 | 3 461 | 744 | 7 | 22 | |
| PLAY PARIS POWERED BY PAX - PARIS | 1 | 21/4 | 22/4 | 918 | 918 | 78 | 0 | 0 | 6 | 50 | 8 | | | P | 4 243 | 0 | 626 | 8 | 3 | |
| PLAYTIME | 2x1 | 27/1 | 29/1 | 5 200 | 5 200 | 4 160 | 0 | 0 | | 500 | 400 | | | T | 7 654 | 4 418 | 591 | 7 | 25 | |
| PLAYTIME | 2x1 | 30/6 | 2/7 | 5 172 | 5 172 | 4 189 | 0 | 0 | | 499 | 380 | | | T | 5 479 | 2 378 | 591 | 7 | 25 | |
| PLONGEE SOUS-MARINE | 1 | 12/1 | 15/1 | 4 772 | 4 772 | 1 085 | 0 | 0 | | 399 | 141 | | | P | 24 057 | 0 | 370 | 7 | 3 | |
| PREMIERE CLASSE | 1 | 28/9 | 1/10 | 3 488 | 3 488 | 1 935 | 0 | 0 | 31 | 473 | 265 | | | T | 8 580 | 4 264 | 777 | 8 | 25 | |
| PRINT IN PROGRESS | 1 | 10/10 | 11/10 | 2 415 | 2 415 | 268 | 0 | 0 | | 83 | 8 | | | T | 3 252 | 204 | 5 | 7 | 11 | |
| REEDUCA PARIS | 1 | 25/10 | 27/10 | 5 096 | 5 096 | 462 | 0 | 0 | 7 | 144 | 13 | | | T | 6 788 | 528 | 626 | 8 | 22 | |
| RENT REAL ESTATE & NEW TECHNOLOGIE | 1 | 3/10 | 4/10 | 1 990 | 1 990 | 100 | 0 | 0 | | 190 | 12 | | | T | 3 450 | 124 | 622 | 7 | 15 | |
| RETROMOBILE | 1 | 7/2 | 11/2 | 31 499 | 31 499 | 8 253 | 0 | 0 | 18 | 609 | 124 | | | P | 101 032 | 0 | 146 | 8 | 3 | |
| S.I.A - SALON INTERNATIONAL DE L'AGRICULTURE | 1 | 24/2 | 4/3 | 43 307 | 43 307 | 2 777 | 0 | 0 | 22 | 990 | 64 | | | T/P | 637 519 | 32 513 | 146 | 8 | 1 | |
| SALON ADMISSION POST BAC IDF | 1 | 12/1 | 13/1 | 2 910 | 2 910 | 9 | 0 | 0 | | 163 | 1 | | | P | 28 462 | 0 | 348 | 7 | 8 | |
| SALON ART & DECO - PARIS | 1 | 8/2 | 11/2 | 3 077 | 3 077 | 0 | 0 | 0 | | 198 | 0 | | | P | 31 911 | 0 | 486 | 8 | 12 | |
| SALON BODY FITNESS PARIS | 1 | 16/3 | 18/3 | 7 741 | 7 741 | 2 868 | 0 | 0 | 19 | 144 | 49 | | | P | 36 775 | 436 | 626 | 8 | 3 | |
| SALON D'AUTOMNE - PARIS | 1 | 24/10 | 28/10 | 2 898 | 2 898 | 1 048 | 0 | 0 | | 878 | 266 | | | P | 30 000 | 0 | 682 | 7 | 3 | |
| SALON DE LA COPROPRIÉTÉ | 1 | 21/11 | 22/11 | 2 578 | 2 578 | 18 | 0 | 0 | 2 | 198 | 2 | | | T | 6 878 | 180 | 146 | 8 | 15 | |
| SALON DE LA GASTRONOMIE DES OUTRES-MER ET DE LA FRANCOPHONIE (SAGASDOM) | 1 | 2/2 | 4/2 | 2 165 | 2 165 | 200 | 0 | 0 | | 110 | 10 | | | P | 13 968 | 0 | 73 | 7 | 2 | |
| SALON DE LA PHOTO - PARIS | 1 | 8/11 | 12/11 | 7 351 | 7 351 | 544 | 0 | 0 | | 159 | 22 | | | P | 43 708 | 1 098 | 146 | 8 | 3 | |
| SALON DE LA PODOLOGIE AFDP | 1 | 9/3 | 10/3 | 1 312 | 1 312 | 57 | 0 | 0 | | 47 | 6 | | | T | 2 293 | 416 | 44 | 7 | 22 | |
| SALON DE LA RENOVATION - PARIS | 1 | 2/2 | 5/2 | 2 204 | 2 204 | 18 | 0 | 0 | 1 | 87 | 1 | | | P | 34 137 | 0 | 582 | 7 | 12 | |

(*) Please refer to each national definition given at the beginning of the report

2018 EVENTS BY CITY

| | Interval Year | Opening date | Closing date | Space | | | | Exhibitors | | | | Visitors/Visits (*) | | | | Organizer | Auditor | Industry sector | |
|--|---------------|--------------|--------------|---------|---------------------|----------------------------|----------|----------------------------|--------------------|-------|----------------------------|---------------------|----------------------------|----------------------------|---------|-----------|---------|-----------------|----------------------------|
| | | | | Total | Rented Space (sq.m) | | Open air | | from ... countries | Total | Foreign/ International (*) | Represented firms | | Admission for Trade/Public | Total | | | | Foreign/ International (*) |
| | | | | | Total | Foreign/ International (*) | Total | Foreign/ International (*) | | | | Total | Foreign/ International (*) | | | | | | |
| SALON JEUNES D'AVENIR - PARIS | 1 | 18/9 | 19/9 | 1 513 | 1 513 | 0 | 0 | 0 | 145 | 0 | | | P | 4 958 | 0 | 348 | 7 | 8 | |
| SALON MONDIAL DU TOURISME | 1 | 15/3 | 18/3 | 3 160 | 3 160 | 729 | 0 | 0 | 30 | 399 | 132 | | P | 41 260 | 0 | 146 | 8 | 6 | |
| SALON PARI FERMIER | 3x1 | 26/10 | 28/10 | 2 500 | 2 500 | 0 | 0 | 0 | 91 | 0 | | | P | 7 754 | 0 | 40 | 7 | 1 | |
| SALON PARI FERMIER DE PRINTEMPS | 3x1 | 9/3 | 11/3 | 618 | 618 | 8 | 0 | 0 | 83 | 1 | | | T/P | 8 987 | 0 | 40 | 7 | 2 | |
| SALON PHILATÉLIQUE D'AUTOMNE | 1 | 8/11 | 11/11 | 1 243 | 1 243 | 162 | 0 | 0 | 71 | 16 | | | P | 8 114 | 0 | 141 | 7 | 3 | |
| SALON SPECIAL GRANDES ECOLES - PARIS | 1 | 10/11 | 11/11 | 1 428 | 1 428 | 0 | 0 | 0 | 140 | 0 | | | P | 18 499 | 0 | 466 | 7 | 8 | |
| SALON STUDYRAMA DES FORMATIONS ART, MODE ET DESIGN | 2x1 | 24/11 | 24/11 | 1 080 | 1 080 | 0 | 0 | 0 | 100 | 0 | | | P | 15 203 | 0 | 349 | 7 | 8 | |
| SALON SUGAR PARIS | 1 | 20/4 | 22/4 | 475 | 475 | 200 | 0 | 0 | 12 | 42 | 20 | | P | 3 666 | 0 | 333 | | 2 | |
| SALON ZEN - PARIS | 1 | 27/9 | 1/10 | 3 360 | 3 360 | 323 | 0 | 0 | | 370 | 27 | | P | 32 099 | 0 | 688 | 7 | 14 | |
| SALONS CE PARIS | 2x1 | 20/3 | 22/3 | 2 514 | 2 514 | 0 | 0 | 0 | 1 | 256 | 1 | 47 | 3 | T | 4 418 | 0 | 146 | 8 | 4 |
| SALONS CE PARIS & LOISIR EXPO | 2x1 | 18/9 | 20/9 | 2 550 | 2 550 | 7 | 0 | 0 | 1 | 281 | 2 | 49 | 5 | T | 4 443 | 0 | 146 | 8 | 4 |
| SALONS SOLUTIONS | 1 | 24/9 | 26/9 | 2 248 | 2 248 | 36 | 0 | 0 | 4 | 176 | 0 | | | T | 3 882 | 0 | 394 | 8 | 21 |
| SANDWICH & SNACK SHOW | 1 | 4/4 | 5/4 | 5 665 | 5 665 | 700 | 0 | 0 | 14 | 343 | 61 | 16 | 0 | T | 8 214 | 875 | 626 | 8 | 2 |
| SECOURS EXPO - UN ÉVÉNEMENT RESCUE WEEK | 1 | 8/2 | 10/2 | 1 566 | 1 566 | 162 | 0 | 0 | 11 | 93 | 12 | | | T | 4 176 | 257 | 578 | | 7 |
| SIAL | 2 | 21/10 | 25/10 | 139 004 | 139 004 | 119 016 | 0 | 0 | 116 | 7 218 | 6 397 | 97 | 73 | T | 148 323 | 108 584 | 672 | 8 | 2 |
| SIEC | 1 | 6/6 | 7/6 | 3 720 | 3 720 | 150 | 0 | 0 | | 116 | 6 | | | T | 8 053 | 194 | 157 | 7 | 15 |
| SIL - LINGERIE - PARIS | 1 | 20/1 | 22/1 | 8 288 | 8 288 | 5 491 | 0 | 0 | 29 | 294 | 224 | | | T | 14 262 | 9 156 | 241 | 8 | 25 |
| SILMO | 1 | 28/9 | 1/10 | 34 308 | 34 308 | 22 507 | 0 | 0 | | 966 | 730 | | | T | 34 000 | 10 541 | 146 | 8 | 23 |
| SIMI | 1 | 5/12 | 7/12 | 9 247 | 9 247 | 47 | 0 | 0 | | 376 | 4 | | | T | 29 954 | 356 | 393 | 8 | 15 |
| SITEM | 1 | 23/1 | 25/1 | 1 129 | 1 129 | 150 | 0 | 0 | | 178 | 14 | | | T | 3 636 | 443 | 549 | 7 | 27 |
| SITL EUROPE | 2 | 20/3 | 23/3 | 15 012 | 15 012 | 2 719 | 0 | 0 | 30 | 800 | 140 | | | T | 16 194 | 1 689 | 626 | 8 | 26 |
| SMART INDUSTRIES | 2 | 27/3 | 30/3 | 6 936 | 6 936 | 238 | 0 | 0 | 8 | 388 | 16 | | | T | 8 023 | 0 | 336 | | 19 |
| SMCL | 1 | 20/11 | 22/11 | 25 411 | 25 411 | 1 151 | 0 | 0 | | 811 | 48 | | | T | 40 999 | 752 | 393 | 8 | 4 |
| SOLUTIONS RESSOURCES HUMAINES | 1 | 20/3 | 22/3 | 142 | 142 | 142 | 0 | 0 | 11 | 321 | 14 | | | T | 6 771 | 474 | 394 | 8 | 21 |
| THERMALIES - PARIS | 1 | 1/2 | 4/2 | 1 985 | 1 985 | 242 | 0 | 0 | | 244 | 37 | | | P | 19 869 | 0 | 688 | 7 | 14 |
| TRANSPORTS PUBLICS | 2 | 12/6 | 14/6 | 8 390 | 8 390 | 4 399 | 0 | 0 | 21 | 249 | 83 | | | T | 7 653 | 761 | 329 | 8 | 26 |
| UNIQUE BY MODE CITY | 1 | 7/7 | 9/7 | 6 422 | 6 422 | 4 893 | 0 | 0 | 33 | 260 | 198 | | | T | 14 869 | 11 366 | 241 | 8 | 25 |
| VAPEXPO - PARIS | 1 | 6/10 | 8/10 | 5 567 | 5 567 | 1 596 | 0 | 0 | | 140 | 40 | | | T/P | 9 139 | 2 280 | 755 | 7 | 27 |
| VERSION SCRAP - PARIS | 1 | 20/4 | 22/4 | 760 | 760 | 179 | 0 | 0 | 5 | 48 | 13 | | | P | 4 814 | 0 | 333 | 8 | 3 |
| VINI BIO - BIO GOURMET - PARIS | 1 | 14/12 | 16/12 | 272 | 272 | 2 | 0 | 0 | | 100 | 1 | | | P | 3 833 | 0 | 688 | 7 | 2 |
| VINS DES VIGNERONS INDEPENDANTS - PARIS | 1 | 23/3 | 26/3 | 2 535 | 2 535 | 0 | 0 | 0 | | 416 | 0 | | | P | 35 916 | 0 | 766 | 8 | 1 |
| VINS DES VIGNERONS INDEPENDANTS - PARIS | 1 | 29/11 | 2/12 | 5 889 | 5 889 | 0 | 0 | 0 | | 960 | 0 | | | P | 114 880 | 0 | 766 | 8 | 1 |
| VIVEZ NATURE - PARIS | 2x1 | 26/1 | 29/1 | 1 147 | 1 147 | 128 | 0 | 0 | | 146 | 13 | | | P | 13 231 | 0 | 688 | 7 | 1 |
| VIVEZ NATURE - PARIS | 1 | 12/10 | 15/10 | 483 | 483 | 88 | 0 | 0 | | 66 | 9 | | | P | 9 347 | 0 | 688 | 7 | 1 |
| VIVRE AUTREMENT | 1 | 16/3 | 19/3 | 3 991 | 3 991 | 370 | 0 | 0 | | 405 | 37 | | | P | 28 771 | 0 | 688 | 7 | 3 |
| WHO'S NEXT & PREMIERE CLASSE ® | 2x1 | 19/1 | 22/1 | 18 521 | 18 521 | 10 250 | 0 | 0 | 41 | 1 226 | 696 | | | T | 29 447 | 10 905 | 777 | 8 | 25 |
| WHO'S NEXT & PREMIERE CLASSE ® | 2x1 | 7/9 | 10/9 | 18 904 | 18 904 | 10 770 | 0 | 0 | 58 | 1 378 | 816 | | | T | 25 756 | 7 343 | 777 | 8 | 25 |
| WINE PARIS (VINOVISION & VINISUD) | 1 | 12/2 | 14/2 | 18 | 18 | 18 | 0 | 0 | 1 | 342 | 1 | | | T | 2 328 | 405 | 146 | | 1 |
| WORKSPACE EXPO | 1 | 10/4 | 12/4 | 7 091 | 7 091 | 1 142 | 0 | 0 | | 301 | 38 | | | T | 15 572 | 484 | 773 | 7 | 12 |
| WORLD NUCLEAR EXHIBITION WNE | 2 | 26/6 | 28/6 | 10 354 | 10 354 | 2 729 | 0 | 0 | 35 | 641 | 222 | 7 | 2 | T | 9 022 | 3 009 | 626 | | 9 |
| Parma (I) | | | | | | | | | | | | | | | | | | | |
| CIBUS - SALONE INTERNAZIONALE DELL'ALIMENTAZIONE | 2 | 7/5 | 10/5 | 59 011 | 58 785 | 1 290 | 226 | 0 | 25 | 2 024 | 80 | 108 | 26 | T | 61 430 | 8 520 | 301 | 10 | 2 |
| IL SALONE DEL CAMPER - CARAVAN, ACCESSORI, PERCORSI E METE | 1 | 8/9 | 16/9 | 41 321 | 41 321 | 18 210 | 0 | 0 | 12 | 317 | 64 | 37 | 8 | P | 96 681 | 0 | 301 | 10 | 6 |
| MECSPE | 1 | 22/3 | 24/3 | 48 017 | 48 017 | 2 831 | 0 | 0 | 34 | 1 488 | 101 | 678 | 407 | T | 53 442 | 585 | 668 | 5 | 19 |
| MERCANTEINFIERA AUTUNNO - MOSTRA INTERNAZIONALE DI MODERNARIATO, ANTICHTA' E COLLEZIONISMO | 1 | 29/9 | 7/10 | 19 499 | 19 499 | 943 | 0 | 0 | 13 | 935 | 51 | 0 | 0 | T/P | 46 885 | 983 | 301 | 10 | 12 |














































(*) Please refer to each national definition given at the beginning of the report

2018 EVENTS BY CITY

| | Interval Year | Opening date | Closing date | Space | | | | Exhibitors | | | | | | Visitors/Visits (*) | | Organizer | Auditor | Industry sector | | |
|---|---------------|--------------|--------------|--------|---------------------|---------------------------|----------|---------------------------|--------------------|----------------------------------|---------------------------|-------------------|---------------------------|----------------------------|---------------------------|-----------|---------|-----------------|--------|---------------------------|
| | | | | Total | Rented Space (sq.m) | | Open air | | from ... countries | Exhibitors with their own stands | | Represented firms | | Admission for Trade/Public | Foreign/International (*) | | | | | |
| | | | | | Total | Foreign/International (*) | Total | Foreign/International (*) | | Total | Foreign/International (*) | Total | Foreign/International (*) | | | | | | | |
| | | | | | | | | | | | | | | | Total | | | | | Foreign/International (*) |
| MERCANTEINFIERA PRIMAVERA - MOSTRA INTERNAZIONALE DI MODERNARIATO, ANTICHITA' E COLLEZIONISMO | 1 | 3/3 | 11/3 | 18 394 | 18 394 | 1 129 | 0 | 0 | 15 | 915 | 54 | 0 | 0 | T/P | 42 579 | 1 051 | 301 | 5 | 12 | |
| SPS IPC DRIVES ITALIA - TECNOLOGIE PER L'AUTOMAZIONE ELETTRICA, SISTEMI E COMPONENTI | 1 | 22/5 | 24/5 | 28 485 | 28 485 | 12 817 | 0 | 0 | 17 | 457 | 61 | 340 | 236 | T | 35 188 | 1 290 | 512 | 5 | 19 | |
| TURISMO & OUTDOOR FESTIVAL CAMPER DESTINAZIONI E SPORT | 1 | 15/2 | 18/2 | 18 818 | 18 818 | 5 274 | 0 | 0 | 7 | 136 | 10 | 76 | 31 | P | 22 099 | 0 | 301 | 5 | 6 | |
| Passau (D) | | | | | | | | | | | | | | | | | | | | |
| Passauer Frühling - General Trade Fairs for Consumers | 2 | 10/3 | 18/3 | 9 853 | 8 132 | 1 729 | 1 721 | 81 | 8 | 359 | 70 | 1 | | P | 61 503 | | 435 | 9 | 27 | |
| Pau (F) | | | | | | | | | | | | | | | | | | | | |
| FRANCE CE - PAU | 2x1 | 15/3 | 15/3 | 242 | 242 | 0 | 0 | 0 | | 40 | 0 | | | T | 163 | 0 | 146 | 8 | 4 | |
| FRANCE CE PAU | 1 | 15/3 | 15/3 | 242 | 242 | 0 | 0 | 0 | | 40 | 0 | | | T | 163 | 0 | 146 | 8 | 4 | |
| Perpignan (F) | | | | | | | | | | | | | | | | | | | | |
| MEDFEL - PERPIGNAN | 1 | 24/4 | 26/4 | 2 739 | 2 739 | 444 | 0 | 0 | 9 | 234 | 55 | 234 | 55 | T | 2 707 | 762 | 17 | 8 | 1 | |
| Piacenza (I) | | | | | | | | | | | | | | | | | | | | |
| APIMEL | 1 | 1/3 | 4/3 | 3 717 | 3 717 | 496 | 0 | 0 | 12 | 133 | 24 | 0 | 0 | P | 15 945 | 0 | 590 | 10 | 1 | |
| GEOFLUID | 2 | 3/10 | 6/10 | 15 449 | 6 974 | 620 | 8 475 | 450 | 26 | 287 | 47 | 68 | 59 | T | 12 659 | 3 147 | 590 | 10 | 19 | |
| GIC-GIORNATE ITALIANE DEL CALCESTRUZZO / ITALIAN CONCRETE DAYS | 2 | 8/11 | 10/11 | 6 262 | 5 803 | 436 | 459 | 0 | 17 | 211 | 20 | 10 | 8 | T | 3 237 | 205 | 495 | 10 | 5 | |
| Plailly (F) | | | | | | | | | | | | | | | | | | | | |
| FRANCE CE PARC ASTERIX | 1 | 24/5 | 25/5 | 423 | 423 | 41 | 0 | 0 | 2 | 54 | 4 | 17 | 6 | T | 1 222 | 0 | 146 | 8 | 4 | |
| Plovdiv (BG) | | | | | | | | | | | | | | | | | | | | |
| AGRA | 1 | 21/2 | 25/2 | 12 176 | 5 832 | 1 370 | 6 344 | 499 | 14 | 359 | 57 | | | T/P | 30 927 | | 404 | 4 | 1 | |
| FOODTECH | 1 | 21/2 | 25/2 | 945 | 945 | 945 | 0 | 0 | 2 | 73 | 12 | | | T/P | incl. in AGRA | | 404 | 4 | 2 | |
| International Technical Fair | 1 | 24/9 | 29/9 | 17 029 | 5 471 | 1 639 | 11 558 | 194 | 20 | 350 | 125 | | | T/P | 19 209 | | 404 | 4 | 19 | |
| Medicus Dento Galenia | 1 | 17/10 | 20/10 | 1 327 | 1 327 | 89 | 0 | 0 | 4 | 82 | 10 | | | T/P | 3 539 | 18 | 404 | 4 | 22 | |
| VINARIA | 1 | 21/2 | 25/2 | 2 231 | 2 203 | 215 | 28 | 0 | 7 | 113 | 18 | | | T/P | incl. in AGRA | | 404 | 4 | 2 | |
| Poitiers (F) | | | | | | | | | | | | | | | | | | | | |
| BRADERIE - POITIERS | 1 | 5/10 | 7/10 | 2 667 | 2 667 | 0 | 0 | 0 | | 1 | 0 | | | P | 25 100 | 0 | 148 | 7 | 3 | |
| COLLECTION PASSION - POITIERS | 1 | 3/11 | 4/11 | 2 194 | 2 194 | 0 | 0 | 0 | | 127 | 0 | | | P | 6 533 | 0 | 72 | 7 | 3 | |
| EQUIPEMENT MAISON JARDIN - POITIERS | 1 | 14/10 | 14/10 | 1 031 | 1 031 | 0 | 0 | 0 | | 95 | 0 | | | T | 245 | 0 | 142 | 8 | 5 | |
| EQUIPEMENT PROFESSIONNEL ET DU BRICOLAGE - POITIERS | 1 | 4/2 | 5/2 | 3 039 | 3 039 | 0 | 0 | 0 | | 280 | 0 | | | T | 981 | 0 | 142 | 8 | 19 | |
| EXPOSITION CANINE - POITIERS | 1 | 20/10 | 21/10 | 144 | 144 | 0 | 0 | 0 | | 11 | 0 | | | P | 1 436 | 0 | 64 | 7 | 1 | |
| RESPIRE LA VIE - POITIERS | 1 | 23/11 | 25/11 | 1 451 | 1 451 | 25 | 0 | 0 | | 151 | 3 | | | P | 9 968 | 0 | 688 | 7 | 2 | |
| Pordenone (I) | | | | | | | | | | | | | | | | | | | | |
| Aquafarm | 1 | 15/2 | 16/2 | 1 121 | 1 121 | 207 | 0 | 0 | 14 | 110 | 32 | 4 | 2 | T | 1 346 | 220 | 600 | 10 | 1 | |
| Coiltech | 1 | 26/9 | 27/9 | 5 442 | 5 442 | 2 058 | 0 | 0 | 25 | 303 | 118 | 86 | 53 | T | 3 246 | 1 035 | 617 | 10 | 18, 19 | |
| Happy Business to You | 1 | 12/9 | 14/9 | 387 | 387 | 0 | 0 | 0 | | 26 | 0 | 0 | 0 | T | 86 | 83 | 600 | 10 | 5, 12 | |
| R.I.V.E. | 2 | 27/11 | 29/11 | 6 591 | 6 572 | 168 | 19 | 0 | 7 | 157 | 13 | 69 | 14 | T | 5 803 | 344 | 600 | 10 | 1 | |
| Samumetal | 2 | 1/2 | 3/2 | 11 981 | 11 981 | 260 | 0 | 0 | 17 | 420 | 14 | 129 | 53 | T | 12 814 | 481 | 600 | 10 | 19 | |
| Samuplast | 2 | 1/2 | 3/2 | 1 333 | 1 333 | 73 | 0 | 0 | 5 | 41 | 3 | 16 | 5 | T | 12 814 | 481 | 600 | 10 | 19 | |
| Sicam | 1 | 16/10 | 19/10 | 16 450 | 16 450 | 4 015 | 0 | 0 | 33 | 410 | 116 | 138 | 44 | T | 19 638 | 7 850 | 271 | 10 | 12, 19 | |
| Pori (SF) | | | | | | | | | | | | | | | | | | | | |
| Housing Fair in Pori 2018 | 1 | 6/7 | 5/8 | 12 430 | 9 263 | | 3 167 | | 1 | 138 | | 0 | | T | 119 703 | | 723 | 12 | 15 | |
| Porto (P) | | | | | | | | | | | | | | | | | | | | |
| CERANOR - Home & Gift Showcase | 1 | 6/9 | 9/9 | 9 603 | 9 603 | 556 | 0 | 0 | 5 | 113 | 13 | 0 | 0 | T | 7 033 | 188 | 267 | 2 | 12, 13 | |
| EMAF - International Machines, Equipment and Services for Industry | 2 | 21/11 | 24/11 | 23 764 | 23 764 | 5 105 | 0 | 0 | 19 | 512 | 163 | 0 | 0 | T | 34 624 | 2 440 | 267 | 2 | 5, 19 | |

(*) Please refer to each national definition given at the beginning of the report

2018 EVENTS BY CITY

| | Interval Year | Opening date | Closing date | Space | | | | | Exhibitors | | | | | Visitors/Visits (*) | | | Organizer | Auditor | Industry sector | |
|--|---------------|--------------|--------------|---------------------|--------|----------------------------|----------|----------------------------|----------------------------------|-------|----------------------------|-------------------|----------------------------|----------------------------|---------------------------|----------------------------|-----------|---------|-----------------|--|
| | | | | Rented Space (sq.m) | | | | | Exhibitors with their own stands | | | Represented firms | | Admission for Trade/Public | Total | | | | | |
| | | | | Total | Halls | | Open air | | from ... countries | Total | Foreign/ International (*) | Total | Foreign/ International (*) | | Total | Foreign/ International (*) | | | | |
| | | | | | Total | Foreign/ International (*) | Total | Foreign/ International (*) | | | | | | | | | | | | |
|  EXPOCOSMÉTICA - International Cosmetics, Esthetics and Hair Exhibition | 1 | 7/4 | 9/4 | 9 779 | 9 779 | 1 609 | 0 | 0 | 13 | 243 | 72 | 0 | 0 | T/P | 40 686 | 877 | 267 | 2 | 14 | |
|  INTERDECORAÇÃO - Home, Hotel, Decoration and Gift | 1 | 15/2 | 18/2 | 6 579 | 6 579 | 150 | 0 | 0 | 4 | 117 | 4 | 0 | 0 | T | 8 182 | 197 | 267 | 2 | 12, 13 | |
|  PORTOJÓIA - International Jewellery, Gold and Watch Exhibition | 1 | 27/9 | 30/9 | 3 558 | 3 558 | 505 | 0 | 0 | 5 | 170 | 27 | 0 | 0 | T | 6 735 | 399 | 267 | 2 | 24 | |
| Poznan (PL) | | | | | | | | | | | | | | | | | | | | |
|  4 Print Week | 2 | 1/10 | 4/10 | 550 | 550 | 162 | 0 | 0 | 6 | 40 | 12 | | | T | incl. in Polagra-Tech | | 603 | 4 | 11 | |
|  Aqua Zoo | 1 | 27/10 | 28/10 | 576 | 576 | 0 | 0 | 0 | 1 | 3 | 0 | | | P | incl. in Retro | | 603 | 4 | 3 | |
|  Arena Design | 1 | 6/3 | 9/3 | 2 596 | 2 596 | 655 | 0 | 0 | 12 | 120 | 35 | | | T | incl. in Meble | | 603 | 4 | 11 | |
|  Budma | 1 | 30/1 | 2/2 | 22 307 | 22 088 | 8 107 | 219 | 81 | 27 | 782 | 276 | | | T | 31 888 | 2 260 | 603 | 4 | 5 | |
|  Caravans Salon Poland | 1 | 21/9 | 23/9 | 6 966 | 3 156 | 250 | 3 810 | 0 | 1 | 19 | 1 | | | P | 3 118 | 0 | 603 | 4 | 16 | |
|  Cavaliada Poznań | 1 | 29/11 | 2/12 | 13 469 | 13 469 | 340 | 0 | 0 | 7 | 134 | 16 | | | T/P | 29 377 | 0 | 603 | 4 | 3 | |
|  CEDE | 1 | 20/9 | 22/9 | 5 121 | 5 121 | 1 259 | 0 | 0 | 14 | 200 | 63 | | | T | 3 188 | 175 | 250 | 4 | 22 | |
|  Drema | 1 | 11/9 | 14/9 | 25 367 | 23 453 | 5 251 | 1 914 | 78 | 18 | 369 | 120 | | | T | 13 291 | 487 | 603 | 4 | 12 | |
|  Edutec/Education/Books | 1 | 22/3 | 25/3 | 2 919 | 2 835 | 38 | 84 | 0 | 11 | 373 | 19 | | | T | 42 381 | 0 | 603 | 4 | 8 | |
|  Expopower | 1 | 23/4 | 26/4 | 2 907 | 2 907 | 278 | 0 | 0 | 6 | 54 | 18 | | | T | incl. in Instalacje | | 603 | 4 | 9 | |
|  Fashion Fair (Autumn) | 1 | 28/8 | 29/8 | 3 600 | 3 600 | 1 442 | 0 | 0 | 13 | 187 | 82 | | | T | 1 516 | 53 | 603 | 4 | 25 | |
|  Fashion Fair (Spring) | 1 | 21/2 | 22/2 | 3 239 | 3 239 | 876 | 0 | 0 | 13 | 153 | 43 | | | T | 2 048 | 73 | 603 | 4 | 22 | |
|  Fit-Expo | 1 | 25/7 | 27/7 | 1 563 | 1 563 | 453 | 0 | 0 | 5 | 100 | 42 | | | T/P | 5 618 | 6 | 603 | 4 | 3 | |
|  FSIPA | 1 | 30/11 | 2/12 | 1 173 | 1 173 | 77 | 0 | 0 | 9 | 214 | 13 | | | P | incl. in Cavaliada Poznan | | 603 | 4 | 3 | |
|  Furnia | 1 | 11/9 | 14/9 | 1 918 | 1 918 | 1 064 | 0 | 0 | 14 | 86 | 49 | | | T | incl. in DREMA | | 603 | 4 | 12 | |
|  Gardenia | 1 | 22/2 | 24/2 | 14 034 | 14 034 | 4 205 | 0 | 0 | 14 | 467 | 122 | | | T | 16 985 | 293 | 603 | 4 | 3 | |
|  Glass | 1 | 14/11 | 17/11 | 743 | 743 | 86 | 0 | 0 | 11 | 46 | 22 | | | T | incl. in Stone | | 603 | 4 | 5 | |
|  Greenpower | 1 | 23/4 | 26/4 | 1 119 | 1 048 | 223 | 71 | 6 | 4 | 45 | 14 | | | T | incl. in Instalacje | | 603 | 4 | 9 | |
|  Happy Baby | 1 | 15/9 | 16/9 | 1 675 | 1 675 | 60 | 0 | 0 | 4 | 82 | 8 | | | P | 3 577 | 0 | 603 | 4 | 13 | |
|  Hobby | 1 | 27/10 | 28/10 | 4 222 | 4 222 | 187 | 0 | 0 | 4 | 93 | 6 | | | P | incl. in Retro | | 603 | 4 | 3 | |
|  Home Decor | 1 | 6/3 | 9/3 | 5 300 | 5 300 | 3 122 | 0 | 0 | 14 | 166 | 82 | | | T | incl. in Meble | | 603 | 4 | 11 | |
|  Instalacje/TCS | 2 | 23/4 | 26/4 | 10 585 | 10 442 | 3 382 | 143 | 0 | 12 | 237 | 93 | | | T | 23 419 | 776 | 603 | 4 | 5 | |
|  Intermasz | 2 | 30/1 | 2/2 | 2 402 | 2 158 | 1 655 | 244 | 0 | 4 | 32 | 17 | | | T | incl. in BUDMA | | 603 | 4 | 17 | |
|  International Dog Show | 1 | 17/11 | 18/11 | 1 214 | 1 214 | 18 | 0 | 0 | 2 | 70 | 1 | | | T/P | 19 665 | 0 | 603 | 4 | 3 | |
|  ITM/ 3D/ ModernLog/ Focast | 1 | 5/6 | 8/6 | 24 794 | 24 753 | 8 782 | 41 | 24 | 28 | 762 | 404 | | | T | 13 778 | 348 | 603 | 4 | 17 | |
|  Kominki | 2 | 30/1 | 2/2 | 2 036 | 2 036 | 714 | 0 | 0 | 7 | 69 | 25 | | | T | incl. in BUDMA | | 603 | 4 | 11 | |
|  Look / Beauty Vision | 1 | 24/3 | 25/3 | 5 729 | 5 729 | 779 | 0 | 0 | 6 | 238 | 29 | | | T/P | 17 193 | 0 | 603 | 4 | 12 | |
|  Meble Polska | 1 | 6/3 | 9/3 | 24 202 | 24 202 | 9 919 | 0 | 0 | 14 | 241 | 97 | | | T | 20 885 | 2 415 | 603 | 4 | 11 | |
|  Memento Poznań | 2 | 15/11 | 17/11 | 1 600 | 1 600 | 269 | 0 | 0 | 12 | 64 | 16 | | | T | 1 310 | 127 | 603 | 4 | 4 | |
|  National Agriculture Exhibition | | 30/11 | 2/12 | 3 664 | 3 664 | 0 | 0 | 0 | 1 | 219 | 0 | | | P | 14 311 | 0 | 603 | 4 | 1 | |
|  Optyka | 2 | 23/11 | 24/11 | 3 823 | 3 823 | 1 142 | 0 | 0 | 9 | 155 | 37 | | | T | 3 549 | 30 | 603 | 4 | 23 | |
|  PGA | 1 | 12/10 | 14/10 | 19 504 | 19 504 | 2 776 | 0 | 0 | 11 | 194 | 32 | | | T/P | 53 529 | 0 | 603 | 4 | 3 | |
|  Polagra - Food | 1 | 8/5 | 10/5 | 2 948 | 2 918 | 890 | 30 | 30 | 17 | 156 | 67 | | | T | 2 394 | 175 | 603 | 4 | 2 | |
|  Polagra - Premiery | 2 | 18/1 | 21/1 | 26 261 | 26 061 | 6 503 | 200 | 0 | 16 | 274 | 68 | | | T | 23 515 | 134 | 603 | 4 | 1 | |
|  Polagra Gastro/Invest Hotel | 1 | 1/10 | 4/10 | 2 413 | 2 413 | 165 | 0 | 0 | 8 | 97 | 17 | | | T | incl. in Polagra-Tech | | 603 | 4 | 2 | |
|  Polagra -Tech | 1 | 30/9 | 4/10 | 8 809 | 8 550 | 1 546 | 259 | 179 | 22 | 225 | 80 | | | T | 18 455 | 725 | 603 | 4 | 2 | |
|  Pol-Eco-System | 1 | 23/10 | 25/10 | 7 791 | 5 915 | 956 | 1 876 | 12 | 14 | 304 | 83 | | | T | 6 032 | 136 | 603 | 4 | 10 | |
|  Polimer - Tech (earlier Epla) | 1 | 1/10 | 4/10 | 106 | 106 | 40 | 0 | 0 | 3 | 4 | 2 | | | T | incl. in Polagra-Tech | | 603 | 4 | 19 | |
|  Poznan Air Show | 2 | 19/5 | 20/5 | 4 537 | 0 | 0 | 4 537 | 18 | 2 | 31 | 2 | | | P | 52 622 | 0 | 603 | 4 | 18 | |
|  Poznań Motor Show | 1 | 5/4 | 8/4 | 42 104 | 34 309 | 6 032 | 7 795 | 1 602 | 4 | 141 | 25 | | | T/P | incl. in TTM | | 603 | 4 | 14 | |
|  Poznań Optical Salon (Spring) | 1 | 16/3 | 17/3 | 428 | 428 | 60 | 0 | 0 | 3 | 55 | 6 | | | T | 261 | 0 | 603 | 4 | 20 | |
|  Poznań Sport Expo (Autumn) | 1 | 12/10 | 14/10 | 1 412 | 1 412 | 131 | 0 | 0 | 2 | 83 | 13 | | | P | 23 650 | 0 | 603 | 4 | 3 | |
| Poznań Sport Expo (Spring) | 1 | 13/4 | 15/4 | 1 332 | 1 223 | 42 | 109 | 0 | 3 | 64 | 4 | | | P | 32 805 | 0 | 603 | 4 | 3 | |

(*) Please refer to each national definition given at the beginning of the report

2018 EVENTS BY CITY

| | Interval Year | Opening date | Closing date | Space | | | | | Exhibitors | | | | | Visitors/Visits (*) | | | Organizer | Auditor | Industry sector | |
|--|---------------|---------------------------|--------------|---------------------------|--------|----------|-----|----------------------------------|------------|---------------------------|-------|---------------------------|----------------------------|---------------------------|---------------------------|-------|-----------|---------|-----------------|--|
| | | | | Rented Space (sq.m) | | | | Exhibitors with their own stands | | Represented firms | | | Admission for Trade/Public | Foreign/International (*) | | | | | | |
| | | | | Total | Halls | Open air | | from ... countries | Total | Foreign/International (*) | Total | Foreign/International (*) | | Total | Foreign/International (*) | | | | | |
| | Total | Foreign/International (*) | Total | Foreign/International (*) | | | | | | | | | | | | | | | | |
| Real Estate | 2x1 | 17/3 | 18/3 | 1 740 | 1 740 | 0 | 0 | 0 | 1 | 143 | 0 | | | P | | | 564 | 4 | 15 | |
| Real Estate | 2x1 | 8/9 | 9/9 | 1 935 | 1 935 | 0 | 0 | 0 | 2 | 160 | 1 | | | P | | | 564 | 4 | 15 | |
| Retro Motor Show | 1 | 26/10 | 28/10 | 13 656 | 13 656 | 185 | 0 | 0 | 3 | 155 | 5 | | | P | 35 822 | 0 | 603 | 4 | 16 | |
| Rybomania/Boatex/ Knieje | 1 | 9/2 | 11/2 | 16 922 | 16 922 | 3 714 | 0 | 0 | 14 | 394 | 58 | | | T/P | 30 395 | 10 | 603 | 4 | 3 | |
| Sakralia | 1 | 13/4 | 14/4 | 394 | 394 | 16 | 0 | 0 | 3 | 33 | 2 | | | T/P | 1 631 | 0 | 603 | 4 | 25 | |
| Salmed | 2 | 15/3 | 17/3 | 3 295 | 3 295 | 1 479 | 0 | 0 | 9 | 201 | 70 | | | T | 3 338 | 50 | 603 | 4 | 20 | |
| Sawo | 2 | 24/4 | 26/4 | 6 412 | 5 895 | 3 216 | 517 | 50 | 25 | 256 | 136 | | | T | incl. in Instalacje | | 603 | 4 | 7 | |
| Securex | 2 | 23/4 | 26/4 | 6 075 | 5 975 | 2 620 | 100 | 0 | 18 | 243 | 90 | | | T | incl. in Instalacje | | 603 | 4 | 7 | |
| Sofab | 1 | 11/9 | 14/9 | 1 272 | 1 272 | 435 | 0 | 0 | 10 | 30 | 17 | | | T | incl. in DREMA | | 603 | 4 | 12 | |
| Special Days | 1 | 22/2 | 24/2 | 2 115 | 2 115 | 950 | 0 | 0 | 7 | 67 | 25 | | | T | incl. in Gardenia | | 603 | 4 | 3 | |
| Sport Invest | 1 | 22/2 | 24/2 | 299 | 299 | 21 | 0 | 0 | 2 | 12 | 1 | | | T | incl. in Gardenia | | 603 | 4 | 5 | |
| Stone | 1 | 14/11 | 17/11 | 4 435 | 4 435 | 1 456 | 0 | 0 | 20 | 183 | 111 | | | T | 3 963 | 374 | 603 | 4 | 5 | |
| Street Food Spot | 1 | 9/11 | 10/11 | 470 | 470 | 16 | 0 | 0 | 2 | 29 | 1 | | | P | 12 858 | 0 | 603 | 4 | 2 | |
| Subcontracting | 1 | 5/6 | 8/6 | 803 | 803 | 154 | 0 | 0 | 6 | 92 | 17 | | | T | incl. in ITM | | 603 | 4 | 17 | |
| Survival Force Expo | 1 | 9/2 | 11/2 | 451 | 451 | 5 | 0 | 0 | 1 | 25 | 1 | | | T/P | incl. in Rybomania/Boatex | | 603 | 4 | 3 | |
| Taropak | 2 | 1/10 | 4/10 | 9 245 | 9 245 | 2 351 | 0 | 0 | 19 | 346 | 129 | | | T | incl. in Polagra-Tech | | 603 | 4 | 11 | |
| Taste of Regions | 1 | 29/9 | 1/10 | 1 555 | 1 555 | 0 | 0 | 0 | 6 | 174 | 6 | | | P | 21 573 | 11 | 603 | 4 | 2 | |
| Tour Salon | 1 | 9/2 | 11/2 | 2 161 | 2 161 | 594 | 0 | 0 | 15 | 204 | 54 | | | T/P | 8 344 | 19 | 603 | 4 | 6 | |
| TTM | 2 | 5/4 | 8/4 | 6 849 | 6 574 | 2 580 | 275 | 126 | 15 | 255 | 124 | | | T/P | 135 671 | 250 | 603 | 4 | 14 | |
| Viva Seniors | 1 | 19/10 | 20/10 | 807 | 807 | 30 | 0 | 0 | 1 | 106 | 2 | | | P | 3 689 | 0 | 603 | 4 | 3 | |
| Quimper (F) | | | | | | | | | | | | | | | | | | | | |
| VINS ET GASTRONOMIE - QUIMPER | 1 | 10/3 | 12/3 | 768 | 768 | 6 | 0 | 0 | 1 | 104 | 1 | | | P | 11 907 | 0 | 332 | 8 | 2 | |
| VIVING - QUIMPER | 1 | 13/10 | 15/10 | 3 146 | 3 146 | 0 | 0 | 0 | | 144 | 0 | | | P | 11 058 | 0 | 332 | 8 | 12 | |
| Reims (F) | | | | | | | | | | | | | | | | | | | | |
| FORUM Avenir ETUDIANT - REIMS | 1 | 30/11 | 1/12 | 846 | 846 | 0 | 0 | 0 | | 73 | 0 | | | P | 10 720 | 0 | 349 | 7 | 8 | |
| ID CREATIVES - REIMS | 1 | 7/6 | 10/6 | 373 | 373 | 0 | 0 | 0 | | 41 | 0 | | | P | 3 998 | 0 | 333 | 8 | 3 | |
| RENCONTRE NATIONALE DE LA TORRÉFACTION FRANÇAISE | 1 | 16/9 | 17/9 | 1 419 | 1 419 | 369 | 0 | 0 | 11 | 127 | 35 | | | T | 1 027 | 0 | 455 | 7 | 2 | |
| SALONS CE REIMS | 1 | 12/4 | 13/4 | 459 | 459 | 21 | 0 | 0 | 2 | 73 | 2 | 10 | 6 | T | 858 | 0 | 146 | 8 | 4 | |
| Rennes (F) | | | | | | | | | | | | | | | | | | | | |
| ID CREATIVES - RENNES | 1 | 28/9 | 30/9 | 399 | 399 | 68 | 0 | 0 | 3 | 39 | 4 | | | P | 3 600 | 0 | 333 | | 3 | |
| VINS DES VIGNERONS INDEPENDANTS - RENNES | 1 | 26/1 | 28/1 | 1 717 | 1 717 | 0 | 0 | 0 | | 277 | 0 | | | P | 19 260 | 0 | 766 | 8 | 1 | |
| Ried (AT) | | | | | | | | | | | | | | | | | | | | |
| Automesse | 1 | 2/2 | 4/2 | 7 429 | 7 429 | 9 | 0 | 0 | 2 | 40 | 1 | 38 | 38 | P | 10 085 | | 518 | 1 | 16 | |
| Rimini (I) | | | | | | | | | | | | | | | | | | | | |
| BBTECH EXPO - FIERA PROFESSIONALE DELLE TECNOLOGIE PER BIRRA E BEVANDE | 1 | 17/2 | 20/2 | 2 396 | 2 396 | 172 | 0 | 0 | 10 | 82 | 8 | 30 | 20 | T | incl. in BEER ATTRACTION | | 414 | 10 | 19 | |
| BEER ATTRACTION - FIERA INTERNAZIONALE DEDICATA A SPECIALITA' BIRRARIE, BIRRE ARTIGIANALI E FOOD | 1 | 17/2 | 20/2 | 5 541 | 5 541 | 425 | 0 | 0 | 17 | 276 | 25 | 122 | 104 | T | 22 743 | 891 | 414 | 10 | 2 | |
| ECOMONDO | 1 | 6/11 | 9/11 | 50 147 | 49 846 | 3 306 | 301 | 0 | 32 | 1 022 | 148 | 246 | 110 | T | 56 339 | 4 377 | 414 | 10 | 19 | |
| ENADA PRIMAVERA - MOSTRA INTERNAZIONALE DEGLI APPARECCHI DA INTRATTENIMENTO E DA GIOCO | 1 | 14/3 | 16/3 | 9 851 | 9 851 | 1 687 | 0 | 0 | 20 | 117 | 29 | 18 | 11 | T | 24 880 | 1 640 | 414 | 5 | 3 | |
| EXPONENTIAL MEETING | 1 | 17/5 | 19/5 | 7 789 | 7 789 | 1 152 | 0 | 0 | 16 | 314 | 81 | 16 | 12 | T | 14 659 | 821 | 612 | 5 | 22 | |
| GLUTEN FREE EXPO | 1 | 17/11 | 20/11 | 3 438 | 3 438 | 322 | 0 | 0 | 12 | 172 | 23 | 47 | 21 | T | 8 488 | 448 | 252 | 10 | 2 | |
| IBE INTERNATIONAL BUS EXPO | 2 | 24/10 | 26/10 | 14 187 | 14 187 | 2 455 | 0 | 0 | 20 | 136 | 28 | 11 | 9 | T | 7 752 | 498 | 414 | 10 | 6 | |
| KEY ENERGY - FIERA INTERNAZIONALE PER L'ENERGIA E LA MOBILITA' SOSTENIBILE | 1 | 6/11 | 9/11 | 6 727 | 6 727 | 396 | 0 | 0 | 15 | 216 | 16 | 52 | 28 | T | incl. in ECOMONDO | | 414 | 10 | 9 | |
| LACTOSE FREE EXPO | 1 | 17/11 | 20/11 | 242 | 242 | 16 | 0 | 0 | 1 | 10 | 1 | 0 | 0 | T | incl. in GLUTEN FREE EXPO | | 252 | 5 | 2 | |

(*) Please refer to each national definition given at the beginning of the report

2018 EVENTS BY CITY

| | Interval | Year | Opening date | Closing date | Space | | | | Exhibitors | | | | | | Visitors/Visits (*) | | | | Organizer | Auditor | Industry sector | |
|---|----------|---------------|--------------|--------------|--------|---------------------|---------------------------|----------|---------------------------|--------------------|----------------------------------|---------------------------|-------------------|---------------------------|-----------------------------|---------------------------|---------------------------|-------|-----------|---------|-----------------|--|
| | | | | | Total | Rented Space (sq.m) | | Open air | | from ... countries | Exhibitors with their own stands | | Represented firms | | Admission for Trader/Public | Foreign/International (*) | | | | | | |
| | | | | | | Total | Foreign/International (*) | Total | Foreign/International (*) | | Total | Foreign/International (*) | Total | Foreign/International (*) | | | | | | | | |
| | | | | | | | | | | | | | | | | Total | Foreign/International (*) | Total | | | | |
| MACFRUT | 1 | 9/5 | 11/5 | 19 029 | 19 029 | 2 762 | 0 | 0 | 33 | 652 | 139 | 423 | 29 | T | 35 316 | 9 747 | 135 | 10 | 1 | | | |
| MIR - MUSIC INSIDE RIMINI | 1 | 6/5 | 8/5 | 4 334 | 4 334 | 248 | 0 | 0 | 12 | 98 | 7 | 52 | 28 | T | 12 003 | 511 | 414 | 5 | 3 | | | |
| RIMINI WELLNESS - FITNESS BENESSERE & SPORT ON STAGE | 1 | 31/5 | 3/6 | 22 537 | 22 537 | 2 696 | 0 | 0 | 20 | 252 | 33 | 28 | 20 | T/P | 259 620 | 27 272 | 414 | 5 | 3 | | | |
| SIA GUEST - SALONE INTERNAZIONALE DELL'ACCOGLIENZA | 1 | 10/10 | 12/10 | 8 840 | 8 840 | 372 | 0 | 0 | 11 | 234 | 11 | 17 | 1 | T | incl. in TTG INCONTRI | | 414 | 10 | 2 | | | |
| SIGEP - SALONE INTERNAZIONALE DELLA GELATERIA, PASTICCERIA E PANIFICAZIONE ARTIGIANALI | 1 | 20/1 | 24/1 | 65 115 | 65 115 | 5 147 | 0 | 0 | 30 | 1 066 | 140 | 136 | 40 | T | 167 948 | 32 202 | 414 | 10 | 2 | | | |
| SUN - SALONE INTERNAZIONALE DELL'ESTERNO | 1 | 10/10 | 12/10 | 12 842 | 12 742 | 1 888 | 100 | 0 | 9 | 174 | 18 | 2 | 2 | T | incl. in TTG INCONTRI | | 414 | 10 | 5 | | | |
| TECNARGILLA - SALONE INTERNAZIONALE DELLE TECNOLOGIE E DELLE FORNITURE PER L'INDUSTRIA CERAMICA E DEL LATERIZIO | 2 | 24/9 | 28/9 | 34 518 | 34 518 | 7 434 | 0 | 0 | 28 | 365 | 144 | 68 | 29 | T | 17 148 | 8 163 | 414 | 10 | 19 | | | |
| TTG INCONTRI | 1 | 10/10 | 12/10 | 18 807 | 18 807 | 3 757 | 0 | 0 | 93 | 2 089 | 597 | 0 | 0 | T | 55 100 | 7 875 | 414 | 10 | 6 | | | |
| Riva del Garda (I) | | | | | | | | | | | | | | | | | | | | | | |
| 89° EXPO RIVA SCHUH | 2X1 | 13/1 | 16/1 | 32 359 | 32 359 | 22 651 | 0 | 0 | 42 | 1 234 | 987 | 1 560 | 1 228 | T | 13 815 | 8 995 | 642 | 5 | 25 | | | |
| 90° EXPO RIVA SCHUH | 2X1 | 16/6 | 19/6 | 32 234 | 32 234 | 22 684 | 0 | 0 | 37 | 1 206 | 944 | 1 530 | 1 215 | T | 14 820 | 9 136 | 642 | 10 | 25 | | | |
| BIKE FESTIVAL GARDA TRENITINO 2018 | 1 | 28/4 | 1/5 | 8 000 | 1 200 | 888 | 6 800 | 6 130 | 12 | 221 | 194 | 160 | 133 | T/P | 50 000 | 37 500 | 321 | 5 | 3 | | | |
| Roden (NL) | | | | | | | | | | | | | | | | | | | | | | |
| NoorderExpo | 1 | 21/9 | 25/9 | 1 480 | | | | | | 30 | | | | P | 25 000 | | 698 | | 3 | | | |
| Roma (I) | | | | | | | | | | | | | | | | | | | | | | |
| A@W Rome | 1 | To be updated | | | | | | | | | | | | T | 2 045 | 19 | 780 | | 5, 12 | | | |
| Canapa Mundi | 1 | 16/2 | 18/2 | 2 411 | 2 411 | 1 170 | | | 13 | 113 | 43 | 81 | 28 | T/P | 19 211 | 2 152 | 74 | 5 | 1 | | | |
| ENADA - Mostra internazionale degli apparecchi da intrattenimento e da gioco | 1 | 16/10 | 18/10 | 2 457 | 2 457 | 282 | | | 12 | 48 | 3 | 24 | 16 | T/P | 6 540 | 318 | 75 | 5 | 3 | | | |
| EXPO INTERNAZIONALE VIA PULCHRITUDINIS - Arte sacra, accoglienza professionale, turismo religioso | 1 | 3/2 | 6/2 | 3 442 | 3 442 | 465 | 0 | 0 | 13 | 166 | 21 | 51 | 9 | T | 1 387 | 198 | 300 | 10 | 2, 3, 5 | | | |
| MERCATO MEDITERRANEO - Cibi, Culture Mescolanze | 1 | 23/11 | 26/11 | 950 | 950 | 50 | 0 | 0 | 2 | 69 | 2 | 13 | 0 | T | 1 678 | 151 | 300 | 10 | 1 | | | |
| ROMA EXPOSALUS & NUTRITION | 1 | 8/11 | 11/11 | 998 | 998 | 16 | 0 | 0 | 1 | 66 | 1 | 2 | 0 | T/P | 1 638 | 82 | 300 | 10 | 22 | | | |
| ROMA MOTODAYS | 1 | 8/3 | 11/3 | 14 316 | 11 652 | 591 | 2 664 | 0 | 16 | 194 | 23 | 35 | 12 | P | 45 308 | 0 | 300 | 10 | 16 | | | |
| ROME MUSEUM SERVICES EXHIBITION | 1 | 29/11 | 1/12 | 1 028 | 1 028 | 15 | 0 | 0 | 1 | 39 | 1 | 0 | 0 | T | 1 290 | 13 | 300 | 10 | 3, 4 | | | |
| Rosmalen (NL) | | | | | | | | | | | | | | | | | | | | | | |
| Bakkersvak Rosmalen2017 | 1 | To be updated | | | | | | | | | | | | T | | | 196 | | 2 | | | |
| Rostov-on-Don (RU) | | | | | | | | | | | | | | | | | | | | | | |
| Sharm | 1 | 8/2 | 11/2 | 2 230 | 2 230 | 504 | 0 | 0 | 17 | 196 | 37 | 15 | 0 | T/P | 10 246 | 205 | 186 | 13 | 14 | | | |
| Rotterdam (NL) | | | | | | | | | | | | | | | | | | | | | | |
| 100% Auto Live | 1 | 13/10 | 14/10 | 3 800 | 3 800 | | | | 5 | 46 | 10 | | | T/P | 40 000 | | 646 | | 16 | | | |
| CUE | 2 | 15/1 | 17/1 | 5 465 | 5 437 | 1 128 | 28 | | 8 | 113 | 28 | 189 | 57 | T | 7 117 | 849 | 646 | | 21 | | | |
| Gastvrij Rotterdam | 1 | 17/9 | 19/9 | 1 400 | 1 400 | | | | 6 | 100 | 9 | | | T | 3 200 | | 646 | | 2 | | | |
| Safety & Health@Work | 2 | 11/4 | 12/4 | 6 200 | 6 200 | | | | 6 | 450 | 14 | 15 | | T/P | 14 264 | | 646 | | 7 | | | |
| VEG Event | 1 | 20/6 | 21/6 | 2 770 | 2 770 | | | | 1 | 63 | | | | T | 1 500 | | 646 | | 2 | | | |
| Rouen (F) | | | | | | | | | | | | | | | | | | | | | | |
| CAMPING-CAR ET CARAVANE D'OCCASION - ROUEN | 1 | 25/5 | 28/5 | 6 685 | 0 | 0 | 6 685 | 0 | | 6 | 0 | | | P | 1 331 | 0 | 647 | 8 | 3 | | | |
| CREATIVA - ROUEN | 1 | 20/9 | 23/9 | 1 376 | 1 376 | 158 | 0 | 0 | 6 | 138 | 12 | | | P | 21 779 | 0 | 647 | 8 | 3 | | | |
| FOIRE INTERNATIONALE - ROUEN | 1 | 23/3 | 2/4 | 23 215 | 10 198 | 316 | 13 017 | 120 | 13 | 553 | 29 | | | P | 88 724 | 10 | 647 | 8 | 27 | | | |
| FRANCE CE ROUEN | 2x1 | 2/10 | 3/10 | 783 | 783 | 6 | 0 | 0 | 2 | 121 | 2 | 2 | 2 | T | 1 351 | 0 | 146 | 8 | 4 | | | |
| FRANCE CE ROUEN | 2x1 | 12/4 | 13/4 | 720 | 720 | 4 | 0 | 0 | 1 | 105 | 1 | 10 | 3 | T | 1 379 | 0 | 146 | 8 | 4 | | | |
| GEEK DAYS - ROUEN | 1 | 21/4 | 22/4 | 647 | 647 | 21 | 0 | 0 | 2 | 57 | 2 | | | P | 6 669 | 0 | 333 | 8 | 3 | | | |

(*) Please refer to each national definition given at the beginning of the report

2018 EVENTS BY CITY

| | Interval Year | Opening date | Closing date | Space | | | | | Exhibitors | | | | | Visitors/Visits (*) | | | Organizer | Auditor | Industry sector | |
|---|---------------|--------------|--------------|--------|---------------------|---------------------------|----------|---------------------------|--------------------|----------------------------------|---------------------------|-------------------|-----|----------------------------|--------|---------------------------|-----------|---------|-----------------|--|
| | | | | Total | Rented Space (sq.m) | | Open air | | from ... countries | Exhibitors with their own stands | | Represented firms | | Admission for Trade/Public | Total | Foreign/International (*) | | | | |
| | | | | | Total | Foreign/International (*) | Total | Foreign/International (*) | | Total | Foreign/International (*) | | | | | | | | | |
| | | | | | | | | | | | | | | | | | | | | |
| LES PUCES ROUENNAISES - AUTOMNE | 1 | 6/9 | 9/9 | 3 198 | 3 198 | 148 | 0 | 0 | 1 | 201 | 8 | | | P | 7 674 | 124 | 647 | 8 | 3 | |
| MAISON DECO - ROUEN | 1 | 5/10 | 7/10 | 3 113 | 3 113 | 0 | 0 | 0 | | 168 | 1 | 1 | 1 | P | 18 412 | 0 | 647 | 8 | 12 | |
| NORMANNIA - ROUEN | 1 | 24/2 | 25/2 | 2 897 | 2 897 | 241 | 0 | 0 | 7 | 257 | 18 | | | P | 9 925 | 0 | 283 | | 27 | |
| SALON GOURMAND (VINS ET TERROIR - CHOCOLAT) - ROUEN | 1 | 9/11 | 11/11 | 2 340 | 2 340 | 28 | 0 | 0 | 2 | 254 | 2 | | | P | 32 721 | 2 | 647 | | 2 | |
| SEPEM NORD-OUEST - ROUEN | 1 | 30/1 | 1/2 | 6 253 | 6 253 | 310 | 0 | 0 | | 525 | 26 | | | T | 5 215 | 135 | 242 | 7 | 19 | |
| Rovaniemi (SF) | | | | | | | | | | | | | | | | | | | | |
| Construction 2018 Rovaniemi | 1 | 28/4 | 29/4 | 1 286 | 1 138 | | 148 | | 2 | 90 | | 0 | | T/P | 2 311 | | 562 | 12 | 5 | |
| Live & Enjoy 50+, Rovaniemi | 1 | 29/9 | 30/9 | 174 | 174 | | 0 | | 1 | 22 | | 1 | | T | 938 | | 562 | 12 | 3 | |
| Saint Aignan Sur Cher (F) | | | | | | | | | | | | | | | | | | | | |
| FRANCE CE SAINT AIGNAN SUR CHER | 1 | 13/3 | 13/3 | 244 | 244 | 4 | 0 | 0 | 1 | 47 | 1 | | | T | 385 | 0 | 146 | | 4 | |
| Saint Amand Montrond (F) | | | | | | | | | | | | | | | | | | | | |
| FOIRE SAINT AMAND MONTROND | 1 | 19/5 | 21/5 | 3 175 | 1 550 | 0 | 1 625 | 0 | | 100 | 0 | | | T | 9 839 | 0 | 540 | 8 | 27 | |
| Saint Andre Lez Lille (F) | | | | | | | | | | | | | | | | | | | | |
| SALON DU MARIAGE - LILLE | 1 | 10/2 | 11/2 | 1 030 | 1 030 | 18 | 0 | 0 | | 96 | 3 | | | P | 7 326 | 0 | 463 | 7 | 3 | |
| Saint Malo (F) | | | | | | | | | | | | | | | | | | | | |
| FESTIVAL ETONNANTS VOYAGEURS | 1 | 17/5 | 21/5 | 1 722 | 1 722 | 30 | 0 | 0 | 2 | 305 | 5 | | | P | 31 384 | 0 | 190 | 8 | 3 | |
| LA MALLE DES ARTS - SAINT-MALO | 1 | 15/12 | 16/12 | 264 | 264 | 0 | 0 | 0 | | 40 | 0 | | | P | 440 | 5 | 484 | 8 | 3 | |
| VINS ET GASTRONOMIE - SAINT MALO | 1 | 27/1 | 29/1 | 486 | 486 | 0 | 0 | 0 | | 72 | 0 | | | P | 5 887 | 0 | 332 | 8 | 2 | |
| Saint-Brieuc (F) | | | | | | | | | | | | | | | | | | | | |
| FOIRE EXPOSITION DES COTES D'ARMOR - SAINT BRIEUC | 1 | 8/9 | 16/9 | 21 152 | 6 503 | 24 | 14 649 | 60 | 3 | 232 | 3 | | | T/P | 46 672 | 0 | 654 | 8 | 27 | |
| HABITAT ECO-CONSTRUCTION ET SALON - SAINT BRIEUC | 1 | 10/3 | 12/3 | 4 383 | 4 286 | 9 | 97 | 0 | 1 | 212 | 1 | | | T/P | 10 765 | 0 | 654 | 8 | 12 | |
| VINS ET GASTRONOMIE - SAINT BRIEUC | 1 | 26/10 | 28/10 | 585 | 585 | 0 | 0 | 0 | | 58 | 0 | | | P | 3 581 | 0 | 332 | 8 | 2 | |
| Saint-Etienne (F) | | | | | | | | | | | | | | | | | | | | |
| CAMPING CAR - SAINT-ETIENNE | 1 | 8/3 | 11/3 | 4 444 | 4 444 | 0 | 0 | 0 | | 10 | 0 | | | P | 1 759 | 0 | 655 | 8 | 26 | |
| CAMPING CAR NEUF - SAINT-ETIENNE | 1 | 11/10 | 15/10 | 4 182 | 4 182 | 0 | 0 | 0 | | 7 | 0 | | | P | 1 643 | 0 | 655 | 8 | 26 | |
| FOIRE INTERNATIONALE - SAINT ETIENNE | 1 | 21/9 | 1/10 | 20 539 | 10 083 | 132 | 10 456 | 0 | 6 | 298 | 7 | | | P | 83 362 | 0 | 655 | 8 | 27 | |
| FRANCE CE - SAINT-ETIENNE | 1 | 16/10 | 16/10 | 356 | 356 | 4 | 0 | 0 | 1 | 69 | 1 | | | T | 307 | 0 | 146 | 8 | 4 | |
| HABITAT - SAINT ETIENNE | 1 | 16/3 | 18/3 | 1 077 | 1 077 | 0 | 0 | 0 | | 41 | 0 | | | P | 3 619 | 0 | 132 | 7 | 12 | |
| LE RENDEZ-VOUS DE LA GASTRONOMIE ET DES VINS - SAINT ETIENNE | 1 | 9/2 | 11/2 | 494 | 494 | 0 | 0 | 0 | | 61 | 0 | | | P | 6 784 | 0 | 655 | 8 | 2 | |
| Sakarya (TR) | | | | | | | | | | | | | | | | | | | | |
| Sakarya Agriculture Farming Agriculture Machinery Technology Fair | 1 | 25/10 | 28/10 | 14 100 | 14 100 | 0 | | | | 140 | 0 | 0 | 0 | T/P | 60 949 | 1 907 | 338 | 16 | 1 | |
| Salamanca (E) | | | | | | | | | | | | | | | | | | | | |
| SALAMAQ - 5ª Feria del Sector Agropecuario | 1 | 5/9 | 9/9 | 25 962 | 3 737 | 201 | 22 225 | 250 | 2 | 209 | 9 | | | T/P | | | 180 | 11 | 1 | |
| SALAMAQ - 30ª Exposición Internacional de Ganado Puro | 1 | 5/9 | 9/9 | 17 852 | 17 852 | 142 | 0 | 0 | 4 | 45 | 4 | 311 | 1 | T/P | | | 180 | 11 | 1 | |
| Salzburg (AT) | | | | | | | | | | | | | | | | | | | | |
| Alles für den Gast Herbst | 1 | 10/11 | 14/11 | 26 311 | 26 275 | 6 731 | 36 | 0 | 12 | 741 | 251 | 767 | 767 | T | 44 589 | | 627 | 1 | 2 | |
| Auto+Gartenmesse | 1 | 23/3 | 25/3 | 24 129 | 23 984 | 5 670 | 145 | 47 | 12 | 160 | 66 | 0 | 0 | P | 21 100 | | 524 | 1 | 3, 16 | |
| Bauen+Wohnen Salzburg | 1 | 8/2 | 11/2 | 18 886 | 18 862 | 2 465 | 24 | 0 | 10 | 478 | 87 | 187 | 166 | P | 26 882 | | 627 | 1 | 5 | |
| Casa | 2 | 24/1 | 27/1 | 7 778 | 7 778 | 2 183 | 0 | 0 | 9 | 148 | 85 | 105 | 102 | T | 8 628 | | 627 | 1 | 5, 12 | |
| Creativ Herbst | 1 | 31/8 | 2/9 | 4 286 | 4 286 | 2 306 | 0 | 0 | 8 | 151 | 87 | 62 | 61 | T | 3 226 | | 627 | 1 | 13 | |
| Die Hohe Jagd & Fischerei mit absolut allrad | 1 | 22/2 | 25/2 | 16 783 | 16 765 | 8 249 | 18 | 0 | 41 | 614 | 391 | 384 | 384 | P | 46 311 | | 627 | 1 | 1, 3 | |
| Timba+ | 2 | 24/1 | 27/1 | 4 320 | 4 320 | 1 814 | 0 | 0 | 5 | 123 | 58 | 108 | 108 | T | | | 627 | 1 | 5 | |
| Tracht & Country Frühjahr | 1 | 2/3 | 4/3 | 7 056 | 7 056 | 4 583 | 0 | 0 | 11 | 260 | 180 | 91 | 90 | T | 3 143 | | 627 | 1 | 25 | |
| Samsun (TR) | | | | | | | | | | | | | | | | | | | | |
| 10th Flower Show Istanbul 2018 Eurasia Plant Fair | 1 | 22/11 | 25/11 | 2 270 | 2 270 | 0 | | | | 78 | 0 | 0 | 0 | T/P | 32 600 | 30 | 742 | 16 | 2 | |

(*) Please refer to each national definition given at the beginning of the report

2018 EVENTS BY CITY

| | Interval Year | Opening date | Closing date | Space | | | | Exhibitors | | | | Visitors/visits (*) | | | | Organizer | Auditor | Industry sector | |
|---|---------------|--------------|--------------|---------------------|--------|----------|--------------------|----------------------------------|---------------------------|-------------------|---------------------------|----------------------------|---------------------------|---------------------------|---------------------------|-----------|----------|-----------------|--------|
| | | | | Rented Space (sq.m) | | | | Exhibitors with their own stands | | Represented firms | | Admission for Trade/PUBLIC | | Foreign/International (*) | | | | | |
| | | | | Total | Halls | Open air | from ... countries | Total | Foreign/International (*) | Total | Foreign/International (*) | Total | Foreign/International (*) | Total | Foreign/International (*) | | | | |
| Ev'leniyoruz 2018 Wedding Preparation Fair | 1 | 8/2 | 11/2 | 2 512 | 2 512 | 0 | | | 81 | 0 | 0 | 0 | T/P | 39 850 | 0 | 742 | 16 | 13 | |
| Karadeniz 4. Book Fair 2018 | 1 | 20/2 | 25/2 | 3 437 | 3 437 | 0 | | | 141 | 0 | 0 | 0 | T/P | 183 930 | 0 | 742 | 16 | 3 | |
| Samsun 3rd Furniture-Decoration 2018 | 1 | 6/3 | 11/3 | 5 045 | 5 045 | 0 | | | 52 | 0 | 0 | 0 | T/P | 38 982 | 33 | 742 | 16 | 12 | |
| Samsun 4th Agriculture Fair 2018 | 1 | 26/9 | 30/9 | 6 123 | 6 123 | 44 | | 1 | 104 | 1 | 0 | 0 | T/P | 50 715 | 105 | 742 | 16 | 1 | |
| Samsun Construction 2018 | 1 | 22/3 | 25/3 | 4 175 | 4 175 | 0 | | | 98 | 0 | 0 | 0 | T/P | 34 589 | 117 | 742 | 16 | 5 | |
| Sanliurfa (TR) | | | | | | | | | | | | | | | | | | | |
| Books | 1 | 23/11 | 2/12 | 3 500 | 3 500 | 0 | | | 75 | 0 | 0 | 0 | T/P | 252 378 | 0 | 274 | 16 | 3 | |
| Sanliurfa Building and Construction Exhibition | 1 | 11/4 | 15/4 | 11 000 | 11 000 | 0 | | | 76 | 0 | 10 | 10 | T/P | 22 000 | 0 | 695 | 16 | 5 | |
| Sanliurfa Car and Automotive Spare Parts Fair | 1 | 10/5 | 13/5 | 10 000 | 10 000 | 0 | | | 20 | 0 | 10 | 10 | T/P | 30 000 | 0 | 695 | 16 | 16 | |
| Sanliurfa Food, Agriculture and Livestock Fair | 1 | 26/4 | 29/4 | 15 000 | 15 000 | 0 | | | 125 | 0 | 12 | 12 | T/P | 27 000 | 0 | 695 | 16 | 1 | |
| Sanliurfa Marriage World Fair | 1 | 10/5 | 13/5 | 8 000 | 8 000 | 0 | | | 41 | 0 | 3 | 3 | T/P | 30 000 | 0 | 695 | 16 | 13 | |
| Santa Cruz de Tenerife (E) | | | | | | | | | | | | | | | | | | | |
| IV FERIA INTERNACIONAL DE LA MODA DE TENERIFE 2018 | 1 | 12/4 | 15/4 | 3 102 | 2 080 | 128 | 0 | 0 | 6 | 106 | 8 | 0 | 0 | P | 7 651 | | 386 | 11 | 24, 25 |
| TLP Tenerife | 1 | 17/7 | 22/7 | 9 254 | 9 189 | 0 | 65 | 0 | 1 | 71 | 0 | 0 | 0 | P | 22 064 | | 396 | | 3, 21 |
| V SALÓN GASTRONÓMICO DE CANARIAS. GASTROCANARIAS 2018 | 1 | 22/5 | 24/5 | 3 174 | 3 142 | 64 | 32 | 0 | 2 | 62 | 2 | 0 | 0 | P | 15 157 | | 386, 808 | 11 | 2 |
| XIV FEBODA. Feria de la Boda, Ceremonia, Regalos y Complementos | 1 | 5/10 | 7/10 | 1 984 | 1 984 | 0 | 0 | 0 | 1 | 89 | 0 | 0 | 0 | P | 4 313 | | 386 | 11 | 3 |
| XXII EXPOSALDO. Liquidación, Oferta y Descuento | 1 | 14/11 | 18/11 | 4 616 | 4 316 | 0 | 300 | 0 | 1 | 120 | 0 | 0 | 0 | P | 43 118 | | 386 | 11 | 27 |
| XXVIII PIT 2018. Parque Infantil y Juvenil de Tenerife | 1 | 21/12 | 5/1 | 6 042 | 5 482 | 0 | 560 | 0 | 1 | | 0 | 0 | 0 | P | 42 001 | | 386 | 11 | 3 |
| Santander (E) | | | | | | | | | | | | | | | | | | | |
| ARTESANTANDER | 1 | 14/7 | 18/7 | 896 | 896 | 0 | 0 | 0 | 5 | 42 | 6 | | T/P | 5 801 | | 580, 794 | | 3 | |
| Cantabria Alternativa | 1 | 19/5 | 20/5 | 858 | 858 | 0 | 0 | 0 | 1 | 26 | 0 | | P | 11 229 | | 177 | | 3 | |
| Feria del Stock | 2x1 | 2/3 | 4/3 | 1 092 | 1 092 | 0 | 0 | 0 | 1 | 91 | 0 | | P | 26 621 | | 580, 799 | | 27 | |
| Feria del Stock de Otoño | 2x1 | 5/10 | 7/10 | 1 092 | 1 092 | 0 | 0 | 0 | 1 | 91 | 0 | | P | 17 937 | | 580, 799 | | 27 | |
| I I Salón de Orientación Universitaria | | 6/11 | 6/11 | 162 | 162 | 0 | 0 | 0 | 1 | 27 | 0 | | P | 1 797 | | 139 | | 8 | |
| II Feria BIOCANTABRIA | 1 | 13/4 | 15/4 | 1 116 | 1 116 | 0 | 0 | 0 | 1 | 93 | 0 | | P | 17 400 | | 490 | | 10 | |
| II FERIA POSGRADOS+IDIOMAS ESPECIALIZA-T | 1 | 22/2 | 22/2 | 144 | 144 | 0 | 0 | 0 | 1 | 23 | 0 | | P | 336 | | 233 | | 8 | |
| III Salón Inmobiliario de la Vivienda y Decoración | 1 | 20/4 | 22/4 | | | 0 | 0 | 0 | 1 | 37 | 0 | | P | 9 006 | | 177 | | 12 | |
| III Semana Europea Formación Profesional | | 14/11 | 16/11 | 1 427 | 1 427 | 0 | 0 | 0 | 1 | 23 | 0 | | P | 4 580 | | 342 | | 8 | |
| Salón Anticuarios | 1 | 21/7 | 22/7 | 825 | 825 | 0 | 0 | 0 | 1 | 51 | 0 | | P | 2 248 | | 165 | | 3 | |
| XI Feria de tu Boda y Comunión | 1 | 27/10 | 28/10 | 582 | 582 | 0 | 0 | 0 | 1 | 46 | 0 | | P | 4 660 | | 481 | | 27 | |
| XV Feria del Producto de Cantabria | 1 | 14/12 | 16/12 | 1 044 | 1 044 | 0 | 0 | 0 | 1 | 87 | 0 | | P | 14 422 | | 177 | | 2 | |
| Seinäjoki (SF) | | | | | | | | | | | | | | | | | | | |
| Lakeus Kokkaa | 1 | 15/5 | 15/5 | 260 | 260 | 0 | 0 | 0 | 1 | 65 | 0 | | T/P | 556 | | 598 | 12 | 2 | |
| Silleda / Pontevedra (E) | | | | | | | | | | | | | | | | | | | |
| EXPOBÚS IBERIA | 1 | 9/11 | 10/11 | 17 725 | 5 865 | 288 | 0 | 0 | 13 | 45 | 3 | 53 | 27 | T | 996 | 58 | 287 | 11 | 26 |
| FERIA DE LA ENERGÍA DE GALICIA | 2 | 22/3 | 24/3 | 10 871 | 4 892 | 210 | 12 | 0 | 20 | 103 | 11 | 149 | 75 | T | 3 744 | 119 | 287 | 11 | 9 |
| FERIA INTERNACIONAL ABANCA SEMANA VERDE DE GALICIA / SALIMAT ABANCA | 1 | 7/6 | 10/6 | 45 001 | 11 249 | 1 148 | 6 386 | 0 | 18 | 524 | 49 | 349 | 164 | T/P | 79 369 | 26 057 | 287 | 11 | 2, 27 |
| GALIFOREST ABANCA | 2 | 28/6 | 30/6 | 12 174 | 0 | 0 | 11 837 | 1 274 | 21 | 75 | 9 | 173 | 141 | T | 4 550 | 194 | 287 | 11 | 1 |
| Sivas (TR) | | | | | | | | | | | | | | | | | | | |
| Sivas 5.Agriculture and Livestock Fair | 1 | 4/9 | 8/9 | 15 000 | 15 000 | 0 | | | 66 | 0 | 10 | 10 | T/P | 90 000 | 22 | 671 | 16 | 1 | |
| Sochi (RU) | | | | | | | | | | | | | | | | | | | |
| Beer | 1 | 22/5 | 24/5 | 1 515 | 1 515 | 489 | 0 | 0 | 14 | 141 | 38 | 69 | 4 | T/P | 2 430 | 20 | 685 | | 2 |
| InterJeweller | 1 | 18/7 | 22/7 | 890 | 890 | 28 | 0 | 0 | 3 | 86 | 2 | 20 | 0 | T/P | 4 040 | 120 | 685 | 13 | 24 |
| Resorts and Tourism. Season 2018-2019 | 1 | 22/11 | 23/11 | 1 438 | 1 438 | 113 | 0 | 0 | 5 | 251 | 5 | 0 | 0 | T | 3 385 | 300 | 685 | | 3 |
| SAPE | 1 | 10/4 | 13/4 | 2 660 | 2 610 | 769 | 50 | 50 | 13 | 121 | 33 | 2 | 0 | T/P | 7 401 | 74 | 220 | 13 | 7 |

(*) Please refer to each national definition given at the beginning of the report

2018 EVENTS BY CITY

| | Interval Year | Opening date | Closing date | Space | | | | Exhibitors | | | | Visitors/Visits (*) | | | | Organizer | Auditor | Industry sector | |
|----------------------------|---------------|--------------|--------------|--------|---------------------|----------------------------|----------|--------------------|-------|----------------------------|-------------------|----------------------------|----------------------------|-------|----------------------------|-----------|----------|-----------------|-----------|
| | | | | Total | Rented Space (sq.m) | | Open air | from ... countries | Total | Foreign/ International (*) | Represented firms | | Admission for Trade/Public | Total | Foreign/ International (*) | | | | |
| | | | | | Halls | Foreign/ International (*) | | | | | Total | Foreign/ International (*) | | | | | | | |
| Solothurn (CH) | | | | | | | | | | | | | | | | | | | |
| | 1 | 21/9 | 30/9 | 10 700 | 7 000 | | 3 700 | | | 294 | 2 | | | T/P | 100 000 | n.a. | 363 | | 27 |
| Sosnowiec (PL) | | | | | | | | | | | | | | | | | | | |
| | 1 | 10/3 | 11/3 | 3 507 | 3 507 | 328 | 0 | 0 | 1 | 19 | 0 | | | T/P | 21 118 | 0 | 603 | 4 | 17 |
| | 1 | 6/4 | 8/4 | 1 464 | 1 464 | 72 | 0 | 0 | 4 | 69 | 9 | | | T | 1 256 | 5 | 603 | 4 | 12 |
| St. Petersburg (RU) | | | | | | | | | | | | | | | | | | | |
| | 1 | 21/8 | 24/8 | 5 663 | 4 663 | 158 | 1 000 | 0 | 13 | 913 | 22 | 1 | 0 | T/P | 60 000 | 200 | 210 | | 1 |
| | 1 | 11/4 | 15/4 | 7 334 | 7 334 | 444 | 0 | 0 | 5 | 93 | 11 | 0 | 0 | T/P | 65 055 | 4 554 | 280 | | 16 |
| | 1 | 2/10 | 5/10 | 502 | 502 | 104 | 0 | 0 | 5 | 34 | 6 | 19 | 0 | T | | 0 | 280 | | 9 |
| | 1 | 29/3 | 1/4 | 1 968 | 1 968 | 212 | 0 | 0 | 7 | 114 | 11 | 9 | 0 | T/P | 9 170 | 90 | 210 | 13 | 13 |
| | 1 | 21/3 | 23/3 | 1 389 | 1 389 | 70 | 0 | 0 | 4 | 42 | 8 | 2 | 0 | T | 3 402 | 331 | 210 | | 10 |
| | 1 | 18/9 | 20/9 | 1 276 | 1 276 | 389 | 0 | 0 | 13 | 120 | 27 | 30 | 1 | T | 4 360 | 40 | 280 | 13 | 18 |
| | 1 | 25/4 | 27/4 | 3 434 | 3 394 | 533 | 40 | 0 | 16 | 205 | 30 | 54 | 0 | T | 6 751 | 203 | 210, 638 | 13 | 9 |
| | 1 | 28/3 | 31/3 | 311 | 311 | 38 | 0 | 0 | 3 | 45 | 3 | 0 | 0 | T | 3 626 | 108 | 280 | | 2 |
| | 2x1 | 1/3 | 4/3 | 1 745 | 1 745 | 501 | 0 | 0 | 14 | 161 | 41 | 0 | 0 | T/P | 11 309 | 227 | 280, 644 | | 25 |
| | 2x1 | 10/10 | 13/10 | 625 | 625 | 137 | 0 | 0 | 7 | 54 | 10 | 0 | 0 | T | 3 020 | 30 | 280, 644 | | 25 |
| | 1 | 9/8 | 12/8 | 857 | 857 | 20 | 0 | 0 | 4 | 104 | 3 | 4 | 0 | T/P | 9 792 | 39 | 210 | | 3 |
| | 1 | 17/4 | 19/4 | 303 | 303 | 75 | 0 | 0 | 5 | 50 | 7 | 0 | 0 | T | 1 957 | 43 | 550 | | 2 |
| | 1 | 1/2 | 5/2 | 13 510 | 13 510 | 60 | 0 | 0 | 5 | 491 | 6 | 10 | 0 | T/P | 25 584 | 240 | 649 | | 24 |
| | 1 | 6/12 | 9/12 | 3 319 | 3 319 | 513 | 0 | 0 | 7 | 554 | 52 | 0 | 0 | T/P | 31 058 | 311 | 280 | 13 | 27 |
| | 1 | 2/10 | 5/10 | 2 999 | 2 999 | 553 | 0 | 0 | 15 | 146 | 22 | 15 | 0 | T/P | 9 920 | 500 | 280 | 13 | 9 |
| | 1 | 28/11 | 30/11 | 1 112 | 1 112 | 0 | 0 | 0 | 1 | 135 | 0 | 5 | 0 | T | 7 463 | 258 | 210 | | 19 |
| | 1 | 18/4 | 21/4 | 844 | 844 | 48 | 0 | 0 | 8 | 117 | 12 | 3 | 0 | T/P | 14 208 | 0 | 210 | | 22 |
| | 1 | 19/4 | 22/4 | 2 214 | 2 214 | 68 | 0 | 0 | 5 | 344 | 8 | 0 | 0 | T/P | 28 980 | 290 | 280 | 13 | 27 |
| | 1 | 20/3 | 22/3 | 2 356 | 2 356 | 835 | 0 | 0 | 13 | 347 | 121 | 0 | 0 | T | 6 508 | 386 | 638 | | 19 |
| | 1 | 2/10 | 5/10 | 13 236 | 12 850 | 1 385 | 386 | 43 | 19 | 505 | 45 | 60 | 7 | T | 9 920 | 500 | 210, 280 | 13 | 9 |
| | 1 | 24/4 | 27/4 | 1 049 | 1 049 | 194 | 0 | 0 | 8 | 89 | 16 | 2 | 0 | T | 2 770 | 60 | 210 | 13 | 19 |
| | 1 | 6/4 | 8/4 | 932 | 842 | 37 | 90 | 0 | 6 | 94 | 6 | 15 | 0 | T/P | 20 000 | 0 | 210 | | 3 |
| Stockholm (S) | | | | | | | | | | | | | | | | | | | |
| | 1 | 9/11 | 11/11 | 2 860 | 2 860 | | 0 | | 11 | 140 | | 38 | | P | 2 730 | | 701 | 14 | 3, 22 |
| | 1 | 2/3 | 11/3 | 23 065 | 23 065 | | 0 | | 14 | 364 | | 448 | | P | 79 246 | | 701 | 14 | 3, 26 |
| | 1 | 11/10 | 14/10 | 2 456 | 2 456 | | 0 | | 6 | 70 | | 39 | | P | 31 940 | | 701 | 14 | 2, 3 |
| | 1 | 9/3 | 11/3 | 6 086 | 3 573 | | 2 513 | | 10 | 146 | | 75 | | P | 23 635 | | 701 | 14 | 3, 6 |
| | 1 | 21/8 | 24/8 | 31 457 | 31 457 | | 0 | | 21 | 886 | | 475 | | T | 17 978 | | 701 | 14 | 13 |
| | 1 | 17/1 | 20/1 | 29 387 | 29 387 | | 0 | | 20 | 713 | | 41 | | T | 20 863 | | 701 | 14 | 13 |
| | 2 | 24/4 | 27/4 | 8 406 | 8 406 | | 0 | | 23 | 330 | | 187 | | T | 17 960 | | 701 | 14 | 2 |
| | 1 | 11/10 | 14/10 | 7 460 | 7 460 | | 0 | | 8 | 254 | | 35 | | P | 31 940 | | 701 | 14 | 3, 15, 27 |
| | 2 | 24/4 | 26/4 | 3 741 | 3 741 | | 0 | | 5 | 96 | | 6 | | T | 3 912 | | 116 | 14 | 4, 21 |
| | 2 | 10/4 | 13/4 | 36 810 | 36 022 | | 788 | | 23 | 898 | | 519 | | T | 47 989 | | 701 | 14 | 5 |
| | 1 | 22/3 | 25/3 | 8 394 | 8 394 | | 0 | | 9 | 331 | | 0 | | P | 52 394 | | 701 | 14 | 3 |
| | 2 | 23/10 | 25/10 | 9 199 | 9 199 | | | | 17 | 241 | | 13 | | T | 9 872 | | 701 | 14 | 7 |
| | 1 | 9/11 | 11/11 | 4 376 | 4 376 | | 0 | | 9 | 165 | | 65 | | P | 27 390 | | 701 | 14 | 2, 3 |
| | 1 | 15/2 | 18/2 | 4 395 | 4 395 | | 0 | | 7 | 201 | | 1 | | P | 25 292 | | 701 | 14 | 3 |
| | 1 | 6/2 | 10/2 | 37 238 | 37 238 | | 0 | | 33 | 623 | | 40 | | T/P | 36 462 | | 701 | 14 | 12 |
| Strasbourg (F) | | | | | | | | | | | | | | | | | | | |
| | 1 | 28/4 | 1/5 | 6 116 | 6 091 | 429 | 25 | 0 | 5 | 136 | 13 | | | P | 16 568 | 0 | 702 | 8 | 16 |
| | 1 | 28/1 | 29/1 | 1 254 | 1 254 | 252 | 0 | 0 | | 71 | 15 | | | T | 8 142 | 57 | 694 | 7 | 14 |

(*) Please refer to each national definition given at the beginning of the report

2018 EVENTS BY CITY

| | Interval Year | Opening date | Closing date | Space | | | | | | Exhibitors | | | | | | Visitors/Visits (*) | | Organizer | Auditor | Industry sector | |
|---|---------------|--------------|--------------|--------|---------------------|---------------------------|----------|---------------------------|--------------------|----------------------------------|---------------------------|-------------------|---------------------------|----------------------------|---------------------------|---------------------------|----------|-----------|---------|-----------------|--|
| | | | | Total | Rented Space (sq.m) | | | | from ... countries | Exhibitors with their own stands | | Represented firms | | Admission for Trade/Public | Foreign/International (*) | | | | | | |
| | | | | | Halls | | Open air | | | Total | Foreign/International (*) | Total | Foreign/International (*) | | Total | Foreign/International (*) | | | | | |
| | | | | | Total | Foreign/International (*) | Total | Foreign/International (*) | | | | | | | | | | | | | |
| BROCANTE ET ANTIQUITE - STRASBOURG | 3x1 | 3/2 | 4/2 | 2 140 | 2 140 | 380 | 0 | 0 | 3 | 100 | 21 | | | P | 4 262 | 0 | 702 | 8 | 3 | | |
| BROCANTE ET ANTIQUITE - STRASBOURG | 3x1 | 17/11 | 18/11 | 2 640 | 2 640 | 480 | 0 | 0 | 2 | 124 | 23 | | | P | 3 065 | 0 | 702 | 8 | 3 | | |
| BROCANTE ET ANTIQUITE- STRASBOURG | 3x1 | 7/4 | 8/4 | 1 645 | 1 645 | 135 | 0 | 0 | 3 | 70 | 10 | | | P | 1 851 | 0 | 702 | 8 | 3 | | |
| CYCL'EAU - STRASBOURG | 1 | 3/10 | 4/10 | 794 | 794 | 42 | 0 | 0 | 3 | 77 | 5 | | | T | 696 | 0 | 65 | 8 | 9 | | |
| EGAST | 2 | 18/3 | 21/3 | 8 484 | 8 484 | 209 | 0 | 0 | 4 | 313 | 10 | | | T | 20 372 | 309 | 702 | 8 | 2 | | |
| FCTM - STRASBOURG | 1 | 17/5 | 18/5 | 651 | 651 | 36 | 0 | 0 | | 89 | 5 | | | T | 435 | 21 | 195 | 7 | 19 | | |
| FOIRE EUROPEENNE - STRASBOURG | 1 | 7/9 | 17/9 | 21 631 | 14 306 | 1 591 | 7 325 | 261 | 24 | 696 | 99 | | | P | 150 153 | 0 | 702 | 8 | 27 | | |
| FRANCE CE STRASBOURG | 2x1 | 27/9 | 28/9 | 576 | 576 | 27 | 0 | 0 | 3 | 80 | 3 | 7 | 2 | T | 1 201 | 0 | 146 | 8 | 4 | | |
| FRANCE CE STRASBOURG | 2x1 | 27/3 | 28/3 | 654 | 654 | 9 | 0 | 0 | 2 | 87 | 2 | 14 | 2 | T | 1 180 | 0 | 146 | 8 | 4 | | |
| HABITAT - STRASBOURG | 1 | 6/4 | 9/4 | 3 584 | 3 516 | 87 | 68 | 30 | 2 | 165 | 7 | | | P | 6 214 | 0 | 702 | 8 | 12 | | |
| ST-ART - STRASBOURG | 1 | 16/11 | 18/11 | 3 042 | 3 042 | 855 | 0 | 0 | 5 | 94 | 25 | | | P | 16 861 | 0 | 702 | 8 | 3 | | |
| TOURISSIMO - STRASBOURG | 1 | 18/2 | 20/2 | 11 208 | 11 208 | 1 150 | 0 | 0 | 17 | 1 265 | 208 | | | P | 13 010 | 2 331 | 702 | 8 | 6 | | |
| VINS DES VIGNERONS INDEPENDANTS - STRASBOURG | 1 | 16/2 | 19/2 | 3 642 | 3 642 | 0 | 0 | 0 | | 592 | 0 | | | P | 52 165 | 0 | 766 | 8 | 1 | | |
| Stuttgart (D) | | | | | | | | | | | | | | | | | | | | | |
| AMB - International exhibition for metal working | 2 | 18/9 | 22/9 | 80 427 | 80 427 | 18 269 | 0 | | 31 | 1 553 | 427 | 35 | 18 | T | 91 016 | 15 473 | 452 | 9 | 19 | | |
| ANIMAL / Stuttgarter MesseHerbst - Exhibition for pet ownership | 1 | 17/11 | 18/11 | 3 721 | 3 721 | 168 | 0 | | 11 | 196 | 20 | | | P | 31 362 | 314 | 452 | 9 | 3 | See note 1 | |
| Arbeitsschutz Aktuell - Safety & Health - Congress & Trade Fair. | 2 | 23/10 | 25/10 | 7 761 | 7 761 | 1 306 | 0 | | 20 | 227 | 52 | 30 | 4 | T | 6 629 | 282 | 366 | 9 | 7 | See note 2 | |
| auto motor and sport i-Mobility - Exhibition for intelligent mobility | 1 | 5/4 | 8/4 | 3 155 | 3 155 | 40 | 0 | | 2 | 55 | 1 | | | P | 15 786 | 158 | 452 | 9 | 16 | See note 3 | |
| AUTOTAGE STUTT GART / Stuttgarter Messeherbst - South Germany's large new car sales exhibition | 1 | 23/11 | 25/11 | 4 335 | 4 335 | | 0 | | 1 | 11 | | | | P | 22 643 | | 452 | 9 | 16 | See note 1 | |
| CMT - The holiday exhibition | 1 | 13/1 | 21/1 | 76 303 | 75 506 | 13 251 | 797 | 246 | 79 | 2 302 | 654 | 1 | 1 | P | 267 823 | 5 356 | 452 | 9 | 4 | | |
| COMPOSITES EUROPE - European Trade Fair & Forum for Composites, Technology and Applications | 1 | 6/11 | 8/11 | 8 647 | 8 647 | 3 805 | 0 | | 29 | 354 | 148 | | | T | 8 148 | 3 178 | 452 | 9 | 19 | | |
| FACHDENTAL SÜDWEST | 1 | 12/10 | 13/10 | 5 267 | 5 267 | 457 | 0 | | 14 | 286 | 35 | 8 | 6 | T | 5 794 | 116 | 452 | 9 | 22 | | |
| FAIR HANDELN - International exhibition focusing on Fairtrade and globally responsible trade and activities | 1 | 5/4 | 8/4 | 2 382 | 2 382 | 249 | 0 | | 14 | 185 | 26 | | | P | 20 901 | 418 | 452 | 9 | 27 | See note 3 | |
| Familie & Heim / Stuttgarter MesseHerbst - The shopping and experience exhibition with minerals, fossils, jewellery | 1 | 17/11 | 25/11 | 10 958 | 10 958 | 1 041 | 0 | | 26 | 509 | 86 | | | P | 74 474 | | 452 | 9 | 27 | See note 1 | |
| GARTEN outdoor ambiente - Exhibition for garden and lifestyle | 1 | 5/4 | 8/4 | 3 554 | 3 554 | 308 | 0 | | 7 | 126 | 11 | | | P | 41 765 | 418 | 452 | 9 | 3 | See note 3 | |
| GiveADays - International Tradeshow for Promotional Products | 2 | 15/2 | 17/2 | 1 252 | 1 252 | 249 | 0 | | 11 | 129 | 24 | 1 | | T | 5 584 | 503 | 341 | 9 | 4, 27 | See note 4 | |
| interbad - International trade fair for swimming pools, saunas and spas with congress for pool and bath technology | 2 | 23/10 | 26/10 | 15 403 | 15 331 | 5 621 | 72 | | 28 | 416 | 170 | 6 | 4 | T | 14 065 | 3 657 | 452 | 9 | 4, 5 | | |
| INTERGASTRA - World of hospitality /GELATISSIMO - World of gelato | 2 | 3/2 | 7/2 | 55 228 | 55 201 | 9 938 | 27 | | 27 | 1 422 | 312 | 121 | 42 | T | 98 677 | 3 947 | 452 | 9 | 2 | | |
| INTERVITIS INTERFRUCTA HORTITECHNICA - Technology for wine, fruit juice and special crops | 2 | 4/11 | 6/11 | 11 333 | 11 221 | 2 912 | 112 | | 13 | 295 | 88 | 7 | | T | 17 684 | 3 006 | 176, 452 | 9 | 1, 2 | | |
| Invest - Leading trade fair and congress for finance and investment | 1 | 13/4 | 14/4 | 3 033 | 3 033 | 497 | 0 | | 13 | 144 | 29 | 2 | | T | 12 121 | 485 | 452 | 9 | 4 | | |
| KREATIV / Stuttgarter MesseHerbst - The trade fair for creative design | 1 | 22/11 | 25/11 | 3 796 | 3 796 | 446 | 0 | | 17 | 173 | 33 | | | P | 61 948 | 1 239 | 452 | 9 | 3 | See note 1 | |
| KREATIV - The trade fair for creative design (Spring) | 1 | 5/4 | 8/4 | 2 553 | 2 553 | 483 | 0 | | 15 | 122 | 34 | | | P | 36 557 | 731 | 452 | 9 | 3 | See note 3 | |

(*) Please refer to each national definition given at the beginning of the report

2018 EVENTS BY CITY

| | Interval Year | Opening date | Closing date | Space | | | | Exhibitors | | | | Visitors/Visits (*) | | | | Organizer | Auditor | Industry sector | | |
|--|---------------|--------------|--------------|---------------------|--------|---------------------------|----------|----------------------------------|--------------------|-------------------|---------------------------|----------------------------|---------------------------|---------------------------|--------|-----------|---------|-----------------|--------|---------------------------|
| | | | | Rented Space (sq.m) | | | | Exhibitors with their own stands | | Represented firms | | Admission for Trade/Public | Foreign/International (*) | | | | | | | |
| | | | | Total | Halls | | Open air | | from ... countries | Total | Foreign/International (*) | | Total | Foreign/International (*) | Total | | | | | Foreign/International (*) |
| | | | | | Total | Foreign/International (*) | Total | Foreign/International (*) | | | | Total | | | | | | | | |
| LASYS - International trade fair for laser material processing | 2 | 5/6 | 7/6 | 4 312 | 4 312 | 1 435 | 0 | 21 | 189 | 77 | 7 | 4 | T | 5 800 | 1 450 | 452 | 9 | 19 | | |
| LogiMAT - International Trade Fair for Intralogistics Solutions and Process Management | 1 | 13/3 | 15/3 | 58 771 | 57 939 | 12 291 | 832 | 136 | 38 | 1 564 | 400 | | | T | 55 375 | 10 632 | 237 | 9 | 26 | |
| Markt des guten Geschmacks - The market for good taste - the Slow Food Exhibition | 1 | 5/4 | 8/4 | 4 901 | 4 901 | 1 274 | 0 | | 12 | 442 | 141 | | | P | 52 230 | | 452 | 9 | 2 | See note 3 |
| MEDIZIN/TheraPro - Trade fair and congress | 1 | 26/1 | 26/1 | 5 308 | 5 308 | 351 | 0 | | 13 | 280 | 23 | 27 | 1 | T | 11 749 | 352 | 452 | 9 | 22 | |
| Mineralien, Fossilien, Schmuck - Minerals, fossils, jewellery (Spring) | 1 | 5/4 | 8/4 | 1 777 | 1 777 | 341 | 0 | | 27 | 235 | 68 | | | P | 16 410 | 328 | 452 | 9 | 3 | See note 3 |
| Modell + Technik / Stuttgarter MesseHerbst - The exhibition for model making and model railways | 1 | 22/11 | 25/11 | 3 096 | 3 096 | 121 | 0 | | 8 | 100 | 11 | | | P | 53 400 | 534 | 452 | 9 | 3 | See note 1 |
| parts2clean - Leading International Trade Fair for Industrial Parts and Surface Cleaning | 1 | 23/10 | 25/10 | 6 619 | 6 619 | 1 120 | 0 | | 16 | 216 | 46 | | | T | 4 426 | 929 | 175 | 9 | 19 | |
| PFLEGE PLUS - Trade fair for the care market | 2 | 15/5 | 17/5 | 3 436 | 3 436 | 113 | 0 | | 7 | 187 | 10 | 17 | | P | 6 439 | 64 | 452 | 9 | 22 | |
| R+T - World's leading trade fair for roller shutters, doors / gates and sun protection systems | 3 | 27/2 | 3/3 | 76 358 | 76 358 | 52 141 | 0 | | 46 | 1 024 | 773 | 2 | 1 | T | 65 603 | 38 706 | 452 | 9 | 5, 25 | |
| RETRO CLASSICS - Europe's greatest classic car exhibition | 1 | 22/3 | 25/3 | 54 750 | 54 563 | 7 008 | 187 | | 17 | 855 | 146 | | | P | 84 629 | 10 155 | 639 | 9 | 16, 26 | |
| Spielmesse / Stuttgarter MesseHerbst - The meeting place for excitement, fun and games | 1 | 22/11 | 25/11 | 1 843 | 1 843 | 88 | 0 | | 7 | 88 | 8 | | | P | 58 291 | 583 | 452 | 9 | 3 | See note 1 |
| SÜFFA - Trade fair for the meat industry | 1 | 20/10 | 22/10 | 8 650 | 8 650 | 338 | 0 | | 11 | 267 | 24 | 2 | 1 | T | 8 436 | 506 | 452 | 9 | 2 | |
| SurfaceTechnology GERMANY - International Trade Fair for Surface Treatments & Coatings | 2 | 5/6 | 7/6 | 7 892 | 7 892 | 1 197 | 0 | | 21 | 276 | 68 | | | T | 6 051 | 1 452 | 175 | 9 | 19 | |
| TV TecStyle Visions - International trade fair for textile decoration and promotion | 2 | 15/2 | 17/2 | 9 670 | 9 670 | 4 058 | 0 | | 24 | 250 | 116 | | | T | 11 112 | 2 000 | 452 | 9 | 25 | See note 4 |
| veggie & frei von / Stuttgarter MesseHerbst - Leading Fair for Taste and Health | 1 | 23/11 | 25/11 | 1 626 | 1 626 | 147 | 0 | | 12 | 161 | 16 | | | P | 33 467 | 335 | 452 | 9 | 2 | See note 1 |
| VISION - Leading world trade fair for machine vision | 2 | 6/11 | 8/11 | 12 083 | 12 083 | 5 817 | 0 | | 32 | 472 | 281 | | | T | 11 106 | 5 109 | 452 | 9 | 19 | |
| Wetec - International Tradeshow for Signmaking, Large Format Printing, Light Advertising & Digital Signage | 2 | 15/2 | 17/2 | 3 705 | 3 705 | 604 | 0 | | 10 | 152 | 24 | | | T | 9 791 | 1 077 | 776 | 9 | 4 | See note 4 |

Note 1: Visitor attendance determined by a representative poll in the combination of Stuttgarter MesseHerbst. Multiple answers were permitted

Note 2: Event with changing venues

Note 3: Visitor attendance determined by a representative poll in the combination of Slow Food/Fair Handel/Mineralien, Fossilien, Schmuck/GARTEN/Kreativ Frühjahr/auto motor and sport i-Mobility. Multiple answers were permitted

Note 4: Visitor attendance determined by a representative poll in the combination of TV TecStyle Vision/WETEC/GiveADays. Multiple answers were permitted

Surgut (RU)

| | | | | | | | | | | | | | | | | | | | | |
|---------------------|---|------|------|-------|-----|----|-------|----|---|----|---|---|---|-----|-------|---|-----|--|---|--|
| Surgut. Oil and Gas | 1 | 26/9 | 28/9 | 2 197 | 767 | 56 | 1 430 | 80 | 7 | 87 | 6 | 0 | 0 | T/P | 6 174 | 0 | 783 | | 9 | |
|---------------------|---|------|------|-------|-----|----|-------|----|---|----|---|---|---|-----|-------|---|-----|--|---|--|

Swiebodzin (PL)

| | | | | | | | | | | | | | | | | | | | | |
|---------|---|-----|-----|--------|-----|----|--------|-------|----|-----|----|--|--|-----|-------|---|-----|---|---|--|
| Eko-Las | 2 | 7/9 | 9/9 | 64 895 | 309 | 26 | 64 586 | 7 443 | 10 | 120 | 23 | | | T/P | 6 429 | 0 | 603 | 4 | 1 | |
|---------|---|-----|-----|--------|-----|----|--------|-------|----|-----|----|--|--|-----|-------|---|-----|---|---|--|

Tampere (SF)

| | | | | | | | | | | | | | | | | | | | | |
|---|---|-------|-------|--------|--------|--|-------|--|----|-------|--|-----|--|-----|--------|--|-----|----|----|--|
| Asta Constructor 2018 | 1 | 2/2 | 4/2 | 5 992 | 5 908 | | 84 | | 2 | 338 | | 0 | | T | 11 917 | | 709 | 12 | 5 | |
| Energia 2018 - Energy Fair | 2 | 23/10 | 25/10 | 7 094 | 6 862 | | 232 | | 14 | 357 | | 4 | | T/P | 6 845 | | 265 | 12 | 9 | |
| Engineering Works, Nordic Welding Expo 2018 | 2 | 20/3 | 22/3 | 8 318 | 8 294 | | 24 | | 10 | 269 | | 544 | | T/P | 6 498 | | 709 | 12 | 19 | |
| EuroSafety, Security and Workplace Welfare 2018 | 2 | 11/9 | 13/9 | 7 971 | 6 881 | | 1 090 | | 18 | 265 | | 290 | | T/P | 9 474 | | 709 | 12 | 7 | |
| Finnish Craft & Design 2018 | 1 | 16/11 | 18/11 | 6 036 | 5 986 | | 50 | | 6 | 727 | | 0 | | T | 50 592 | | 709 | 12 | 3 | |
| Logistics 2018 Trade Fair | 2 | 12/9 | 13/9 | 2 432 | 2 424 | | 8 | | 5 | 99 | | 66 | | T/P | 7 054 | | 709 | 12 | 26 | |
| Pet Fair Tampere 18 | 1 | 1/9 | 2/9 | 791 | 791 | | 0 | | 1 | 57 | | 0 | | T | 11 110 | | 709 | 12 | 3 | |
| Subcontracting 2018 | 1 | 25/9 | 27/9 | 15 117 | 14 572 | | 545 | | 14 | 1 080 | | 873 | | T/P | 17 099 | | 709 | 12 | 4 | |
| Super Fair 2018 | 1 | 20/4 | 22/4 | 6 584 | 6 580 | | 4 | | 5 | 509 | | 0 | | T | 15 359 | | 709 | 12 | 3 | |
| Tampere Health Fair | 1 | 20/1 | 21/1 | 1 215 | 1 215 | | 0 | | 3 | 147 | | 0 | | T | 3 879 | | 709 | 12 | 22 | |
| The Horses Fair | 1 | 7/4 | 8/4 | 4 597 | 4 193 | | 404 | | 11 | 214 | | 0 | | T | 17 162 | | 709 | 12 | 3 | |

(*) Please refer to each national definition given at the beginning of the report

2018 EVENTS BY CITY

| | Interval Year | Opening date | Closing date | Space | | | | Exhibitors | | | | | | Visitors/visits (*) | | Organizer | Auditor | Industry sector | | |
|---|---------------|---------------------------|--------------|---------------------------|--------|----------|--------|----------------------------------|-------|---------------------------|-------|----------------------------|---------------------------|---------------------|---------------------------|-----------|----------|-----------------|--------|--|
| | | | | Rented Space (sq.m) | | | | Exhibitors with their own stands | | Represented firms | | Admission for Trade/Public | Foreign/International (*) | | | | | | | |
| | | | | Total | Halls | Open air | | from ... countries | Total | Foreign/International (*) | Total | | Foreign/International (*) | Total | Foreign/International (*) | | | | | |
| | Total | Foreign/International (*) | Total | Foreign/International (*) | | | | | | | | | | | | | | | | |
| Tarbes (F) | | | | | | | | | | | | | | | | | | | | |
| AGRICULTURE - TARBES | 1 | 8/3 | 11/3 | 12 464 | 4 504 | 124 | 7 960 | 400 | 2 | 297 | 14 | 22 | 2 | P | 55 121 | 0 | 662 | 8 | 1 | |
| AMERICAN SALOON - TARBES | 1 | 14/9 | 16/9 | 507 | 435 | 54 | 72 | 0 | 1 | 19 | 2 | | | P | 3 732 | 0 | 710 | 8 | 3 | |
| BEER FESTIVAL - TARBES | 1 | 3/11 | 4/11 | 207 | 207 | 63 | 0 | 0 | 2 | 24 | 7 | | | P | | 0 | 710 | 8 | 2 | |
| BIEN-ÊTRE PYRÉNÉES - TARBES | 1 | 29/9 | 30/9 | 377 | 377 | 0 | 0 | 0 | | 65 | 0 | | | P | 2 289 | 0 | 710 | 8 | 14 | |
| BOURSE D'ECHANGES - TARBES | 1 | 21/4 | 22/4 | 5 221 | 5 221 | 159 | 0 | 0 | | 185 | 7 | | | P | 7 000 | 0 | 225 | 7 | 3 | |
| BRADERIE DU SKI - TARBES | 1 | 17/11 | 18/11 | 653 | 653 | 0 | 0 | 0 | | 15 | 0 | | | P | | 0 | 710 | 8 | 3 | |
| FOIRE EXPOSITION - TARBES | 1 | 27/4 | 1/5 | 5 370 | 5 370 | 0 | 0 | 0 | | 172 | 0 | | | P | 18 911 | 0 | 130 | 8 | 27 | |
| GEEK FESTIVAL - TARBES | 1 | 8/12 | 9/12 | 259 | 259 | 0 | 0 | 0 | | 21 | 0 | | | P | 2 518 | 0 | 710 | 8 | 3 | |
| MAISON - TARBES | 1 | 11/10 | 14/10 | 1 713 | 1 713 | 0 | 0 | 0 | | 96 | 0 | | | P | 4 556 | 0 | 130 | 8 | 12 | |
| MARIAGE TARBES | 1 | 20/1 | 21/1 | 801 | 801 | 0 | 0 | 0 | | 85 | 0 | | | P | 1 757 | 0 | 130 | 8 | 3 | |
| Tekirdağ (TR) | | | | | | | | | | | | | | | | | | | | |
| 1.Çorlu Trakya Balkan Countries Ready Home Textiles, Culture and Tourism Fair | 1 | 30/7 | 5/8 | 15 000 | 15 000 | 0 | | | | 53 | 0 | 0 | 0 | T/P | 235 000 | 0 | 636 | 16 | 27 | |
| 6.Çorlu Autoshow | 1 | 1/8 | 5/8 | 13 000 | 13 000 | 0 | | | | 25 | 0 | 0 | 0 | T/P | 175 000 | 0 | 636 | 16 | 16 | |
| Çorlu 11. Agriculturetech 2018 | 1 | 1/8 | 5/8 | 17 000 | 17 000 | 0 | | | | 172 | 0 | 0 | 0 | T/P | 235 000 | 0 | 636 | 16 | 1 | |
| DLG-ÖÇP Agriculture and Technology Days 2018 | 1 | 5/9 | 8/9 | 18 720 | 18 720 | 0 | | | 5 | 100 | 0 | 5 | 5 | T/P | 24 352 | 565 | 182 | 16 | 1 | |
| Euro Animalia European Livestock Equipment and Milk Industry Fair | 1 | 1/8 | 5/8 | 20 000 | 20 000 | 0 | | | | 27 | 0 | 0 | 0 | T/P | 235 000 | 0 | 636 | 16 | 1 | |
| Tokat (TR) | | | | | | | | | | | | | | | | | | | | |
| Tokat Agriculture 2018 | 1 | 8/11 | 11/11 | 12 000 | 12 000 | 0 | | | | 122 | 0 | 0 | 0 | T/P | 126 000 | 0 | 80 | 16 | 1 | |
| Torino (I) | | | | | | | | | | | | | | | | | | | | |
| A & T - Affidabilità e Tecnologie | 1 | 18/4 | 20/4 | 5 400 | 5 400 | 1 500 | 0 | 0 | 4 | 218 | 18 | 63 | 63 | T | 7 904 | 498 | 6 | 5 | 18 | |
| Artissima 2018- Internazionale d'Arte Contemporanea | 1 | 2/11 | 4/11 | 7 353 | 7 353 | 3 900 | 0 | 0 | 34 | 194 | 116 | 0 | 0 | T/P | | | 54 | 5 | 3 | |
| Automotoretrò | 1 | 2/2 | 4/2 | 39 600 | 24 600 | 3 600 | 15 000 | 0 | 8 | 1 190 | 275 | 20 | 0 | T/P | 59 122 | 8 716 | 93 | 5 | 16 | |
| Euromineralexpo - Mostra Mercato di Minerali, Gemme e Fossili | 1 | 27/9 | 30/9 | 4 400 | 4 400 | 1 450 | 0 | 0 | 20 | 240 | 108 | 0 | 0 | T/P | 7 576 | 1 589 | 111 | 5 | 3 | |
| Future Mobility Expoforum | 1 | 3/10 | 4/10 | 2 200 | 2 000 | 0 | 200 | 0 | 6 | 51 | 8 | 0 | 0 | T | 1 649 | 38 | 330 | 5 | 5 | |
| Salone Internazionale del Libro - Torino | 1 | 17/5 | 21/5 | 33 500 | 31 500 | 1 000 | 2 000 | 0 | 13 | 495 | 22 | 665 | 20 | T/P | 153 315 | 3 490 | 311 | 5 | 8 | |
| Terra Madre Salone del Gusto | 2 | 21/9 | 24/9 | 40 000 | 39 000 | 10 000 | 1 000 | 0 | 51 | 1 021 | 215 | 0 | 0 | T/P | | | 675 | 5 | 2 | |
| Tornio (SF) | | | | | | | | | | | | | | | | | | | | |
| Construction 2018 and Live & Enjoy Meri-Lappi | 1 | 17/11 | 18/11 | 449 | 449 | | 0 | | 1 | 44 | | 1 | | T/P | 870 | | 562 | 12 | 5 | |
| Torre Pacheco / Murcia (E) | | | | | | | | | | | | | | | | | | | | |
| BODA Y HOGAR | 1 | 16/11 | 18/11 | 5 188 | 3 988 | 0 | 0 | 0 | 1 | 115 | 0 | 0 | 0 | T/P | 2 377 | | 384 | 11 | 13, 25 | |
| DESEMBALAJE DE ANTIGUEDADES | 1 | 28/9 | 30/9 | 2 715 | 2 715 | 120 | 0 | 0 | 4 | 92 | 4 | 0 | 0 | T/P | 6 715 | | 384 | 11 | 3 | |
| EQUIMUR - SALON INTERNACIONAL DE CABALLOS DE RAZAS PURAS | 1 | 16/3 | 19/3 | 11 556 | 1 912 | 12 | 0 | 0 | 2 | 55 | 1 | 0 | 0 | T/P | 3 242 | | 384 | 11 | 3 | |
| EXPOMED SALUD | 1 | 13/4 | 15/4 | 2 706 | 1 706 | 20 | 0 | 0 | 2 | 70 | 1 | 0 | 0 | P | 1 271 | | 384 | 11 | 22 | |
| EXPOSICIÓN CANINA | 1 | 19/5 | 20/5 | 8 317 | 867 | 24 | 0 | 0 | 2 | 29 | 1 | 0 | 0 | T/P | 5 196 | | 384, 817 | 11 | 1, 3 | |
| SALON DE LA AUTOMOCION E INDUSTRIAS AFINES | 1 | 30/11 | 2/12 | 15 950 | 15 950 | 0 | 0 | 0 | 1 | 47 | 0 | 0 | 0 | T/P | 6 332 | | 384 | 11 | 16 | |
| SALÓN DEL VEHÍCULO DE OCASIÓN | 1 | 4/5 | 6/5 | 13 328 | 13 328 | 0 | 0 | 0 | 1 | 47 | 0 | 0 | 0 | P | 5 530 | | 384 | 11 | 16 | |
| SALÓN ERÓTICO DE MURCIA | 1 | 19/10 | 20/10 | 687 | 287 | 0 | 0 | 0 | 1 | 18 | 0 | 0 | 0 | T/P | 1 930 | | 384 | 11 | 3 | |
| WINTER FREAK - SALON DEL MANGA Y LA CULTURA ALTERNATIVA | 1 | 3/3 | 4/3 | 5 516 | 544 | 16 | 0 | 0 | 2 | 25 | 1 | 0 | 0 | P | 6 403 | | 384 | 11 | 3 | |
| Toulon (F) | | | | | | | | | | | | | | | | | | | | |
| SALON DU LYCEEN ET DE L'ÉTUDIANT - TOULON | 1 | 13/1 | 13/1 | 418 | 418 | 0 | 0 | 0 | | 33 | 0 | | | P | 2 153 | 0 | 466 | | 8 | |
| Toulouse (F) | | | | | | | | | | | | | | | | | | | | |
| AUTO-MOTO CLASSIC - TOULOUSE | 1 | 21/9 | 23/9 | 3 734 | 3 734 | 93 | 0 | 0 | 4 | 107 | 4 | | | P | 9 490 | 0 | 331 | 8 | 16 | |
| CHASSEUR DU GRAND SUD - TOULOUSE | 1 | 25/5 | 27/5 | 1 264 | 1 264 | 36 | 0 | 0 | 4 | 59 | 5 | | | P | 4 840 | 0 | 331 | 8 | 1 | |
| CHOCOLAT ET GOURMANDISES - TOULOUSE | 1 | 2/11 | 4/11 | 459 | 459 | 28 | 0 | 0 | 1 | 42 | 1 | | | P | | 0 | 331 | 8 | 2 | |

(*) Please refer to each national definition given at the beginning of the report

2018 EVENTS BY CITY

| | Interval Year | Opening date | Closing date | Space | | | | | | Exhibitors | | | | | | Visitors/Visits (*) | | | | Organizer | Auditor | Industry sector |
|--|---------------|--------------|--------------|---------------------|--------|----------------------------|----------|----------------------------|--------------------|----------------------------------|----------------------------|-------|----------------------------|-------|----------------------------|----------------------------|-------|----------------------------|----------------------------|-----------|---------|-----------------|
| | | | | Rented Space (sq.m) | | | | | | Exhibitors with their own stands | | | Represented firms | | | Admission for Trade/Public | Total | | | | | |
| | | | | Total | Halls | | Open air | | from ... countries | Total | Foreign/ International (*) | Total | Foreign/ International (*) | Total | Foreign/ International (*) | | Total | Foreign/ International (*) | | | | |
| | | | | | Total | Foreign/ International (*) | Total | Foreign/ International (*) | | | | | | | | Total | | | Foreign/ International (*) | | | |
| ENOVA - TOULOUSE | 1 | 30/5 | 31/5 | 1 318 | 1 318 | 162 | 0 | 0 | 6 | 138 | 16 | 2 | 1 | T | 1 420 | 56 | 335 | 8 | 19 | | | |
| FOIRE INTERNATIONALE - TOULOUSE | 1 | 7/4 | 16/4 | 21 536 | 12 261 | 584 | 9 275 | 33 | 14 | 455 | 49 | | | P | 77 450 | 0 | 331 | 8 | 27 | | | |
| FRANCE CE TOULOUSE | 2x1 | 8/3 | 9/3 | 804 | 804 | 29 | 0 | 0 | 3 | 119 | 8 | 8 | 0 | T | 1 082 | 0 | 146 | 8 | 4 | | | |
| FRANCE CE TOULOUSE | 2x1 | 4/10 | 5/10 | 786 | 786 | 45 | 0 | 0 | 3 | 119 | 9 | 9 | 0 | T | 1 332 | 0 | 146 | 8 | 4 | | | |
| HABITAT - TOULOUSE | 1 | 4/10 | 7/10 | 2 535 | 2 535 | 15 | 0 | 0 | 1 | 94 | 1 | | | P | 12 564 | 0 | 331 | 8 | 12 | | | |
| IMMOBILIER - TOULOUSE | 2x1 | 5/10 | 7/10 | 1 224 | 1 224 | 27 | 0 | 0 | 3 | 82 | 3 | | | P | 7 694 | 83 | 146 | 8 | 15 | | | |
| INFOSUP - TOULOUSE | 1 | 21/11 | 24/11 | 6 547 | 6 547 | 0 | 0 | 0 | | 243 | 0 | | | P | 45 000 | 0 | 569 | 7 | 8 | | | |
| MAHANA TOULOUSE | 1 | 9/2 | 11/2 | 1 212 | 1 212 | 192 | 0 | 0 | 8 | 144 | 26 | | | P | 7 081 | 0 | 146 | 8 | 6 | | | |
| SMAHRT - TOULOUSE | 2 | 28/1 | 31/1 | 3 894 | 3 894 | 131 | 0 | 0 | 3 | 195 | 12 | | | T | 8 222 | 0 | 331 | 8 | 2 | | | |
| VINS ET TERROIRS - TOULOUSE | 1 | 2/11 | 4/11 | 2 825 | 2 825 | 61 | 0 | 0 | 3 | 294 | 6 | | | P | 33 467 | 0 | 331 | 8 | 2 | | | |
| VINS ET TERROIRS DU PRINTEMPS - TOULOUSE | 1 | 16/3 | 18/3 | 1 366 | 1 366 | 27 | 0 | 0 | 2 | 141 | 3 | | | P | 13 103 | 0 | 331 | 8 | 2 | | | |
| Tours (F) | | | | | | | | | | | | | | | | | | | | | | |
| DECO AMEUBLEMENT JARDIN - TENDANCEXPO - TOURS | 1 | 12/10 | 14/10 | 1 991 | 1 991 | 0 | 0 | 0 | | 74 | 0 | | | P | 17 020 | 0 | 727 | 7 | 12 | | | |
| FOIRE EXPOSITION - TOURS | 1 | 4/5 | 13/5 | 46 568 | 46 568 | 280 | 0 | 0 | | 593 | 16 | | | P | 273 856 | 0 | 727 | 7 | 27 | | | |
| L'ART AU QUOTIDIEN - TOURS | 1 | 9/11 | 12/11 | 1 078 | 1 078 | 0 | 0 | 0 | | 141 | 0 | | | P | 7 325 | 0 | 727 | 7 | 3 | | | |
| L'UNIVERS DE L'HABITAT - TOURS | 1 | 9/2 | 11/2 | 2 907 | 2 907 | 18 | 0 | 0 | | 168 | 1 | | | P | 11 625 | 0 | 56 | 7 | 12 | | | |
| MARIAGE EXPO - TOURS | 1 | 12/10 | 14/10 | 984 | 984 | 0 | 0 | 0 | | 75 | 0 | | | P | 17 020 | 0 | 727 | 7 | 3 | | | |
| PIECES SCAR | 1 | 30/1 | 2/2 | 1 656 | 1 656 | 139 | 0 | 0 | 5 | 111 | 9 | | | P | 881 | 14 | 660 | | 16 | | | |
| RENCONTRES DE MICROBIOLOGIE - TOURS | 1 | 20/3 | 21/3 | 180 | 180 | 24 | 0 | 0 | | 30 | 4 | | | T | 154 | 18 | 9 | 7 | 22 | | | |
| SALON DE L'AUTOMOBILE - TOURS | 1 | 19/10 | 22/10 | 10 831 | 10 831 | 0 | 0 | 0 | | 34 | 0 | | | P | 21 672 | 0 | 727 | 7 | 16 | | | |
| SALONS CE TOURS | 1 | 12/4 | 13/4 | 387 | 387 | 0 | 0 | 0 | | 62 | 0 | 4 | 0 | T | 575 | 0 | 146 | 8 | 4 | | | |
| VEHICULES D'OCCASION - TOURS | 1 | 9/2 | 11/2 | 2 230 | 2 230 | 0 | 0 | 0 | | 9 | 0 | | | P | 11 625 | 0 | 727 | 7 | 26 | | | |
| Troyes (F) | | | | | | | | | | | | | | | | | | | | | | |
| GASTRONOMIE - TROYES (ANCIENNEMENT BIEN VIVRE A TABLE) | 1 | 9/11 | 12/11 | 1 747 | 1 747 | 9 | 0 | 0 | 1 | 136 | 1 | | | P | 17 246 | 0 | 728 | 8 | 2 | | | |
| VINS DE FRANCE - TROYES | 1 | 13/4 | 15/4 | 300 | 300 | 0 | 0 | 0 | | 50 | 0 | | | P | 2 297 | 0 | 132 | 7 | 2 | | | |
| Turku (SF) | | | | | | | | | | | | | | | | | | | | | | |
| Boatexpo 2018 | 1 | 8/11 | 11/11 | 2 920 | 2 920 | | 0 | | 1 | 60 | | 0 | | P | 5 582 | | 735 | 12 | 26 | | | |
| Caravan Show 2018 | 1 | 12/1 | 14/1 | 6 833 | 6 719 | | 114 | | 2 | 52 | | 3 | | T | 6 834 | | 735 | 12 | 6 | | | |
| Construction & Interior Design 2018 | 1 | 9/2 | 11/2 | 5 641 | 5 616 | | 25 | | 2 | 261 | | 8 | | T | 13 195 | | 735 | 12 | 12 | | | |
| NaviGate 2018 | 2 | 16/5 | 17/5 | 1 973 | 1 973 | | 0 | | 6 | 165 | | 35 | | T/P | 1 271 | | 735 | 12 | 26 | | | |
| RekryExpo 2018 | | 18/4 | 18/4 | 322 | 284 | | 38 | | 1 | 48 | | 6 | | P | 2 766 | | 735 | 12 | 4 | | | |
| RekryExpo fall 2018 | | 21/11 | 21/11 | 360 | 336 | | 24 | | 1 | 50 | | 1 | | T | 2 136 | | 735 | 12 | 4 | | | |
| Skilled Women, Healthy Living & Outlet 2018 | 1 | 26/10 | 28/10 | 2 040 | 2 040 | | 0 | | 3 | 224 | | 3 | | T | 7 334 | | 735 | 12 | 3 | | | |
| Turku Art & Antique Fair 2018 | 1 | 17/3 | 18/3 | 2 081 | 2 072 | | 9 | | 3 | 104 | | 0 | | P | 7 683 | | 735 | 12 | 3 | | | |
| Turku Book Fair 2018 | 1 | 5/10 | 7/10 | 3 505 | 3 505 | | 0 | | 3 | 223 | | 41 | | P | 21 513 | | 735 | 12 | 3 | | | |
| Turku Garden Fair, Gottage & Sea 2018 | 1 | 6/4 | 8/4 | 3 244 | 3 159 | | 85 | | 3 | 154 | | 5 | | P | 13 129 | | 735 | 12 | 3 | | | |
| Ufa (RU) | | | | | | | | | | | | | | | | | | | | | | |
| ArgoComplex | 1 | 13/3 | 16/3 | 5 537 | 2 286 | 285 | 3 251 | 165 | 14 | 297 | 35 | 10 | 0 | T | 7 856 | 79 | 89 | 13 | 1 | | | |
| Russian Petrochemical Forum. Gas. Oil. Technology | 1 | 22/5 | 25/5 | 4 736 | 3 496 | 424 | 1 240 | 140 | 14 | 350 | 34 | 0 | 0 | T | 17 235 | 453 | 89 | | 9 | | | |
| Uşak (TR) | | | | | | | | | | | | | | | | | | | | | | |
| Uşak 4.Agean Region Agricultural and Livestock , dairy technology, farm equipment , green house technology | 1 | 6/9 | 9/9 | 15 000 | 15 000 | 0 | | | | 145 | 0 | 0 | 0 | T/P | 42 300 | 0 | 338 | 16 | 1 | | | |
| Utrecht (NL) | | | | | | | | | | | | | | | | | | | | | | |
| 50PlusBeurs | 1 | 18/9 | 22/9 | 25 000 | | | | | | 600 | | | | P | 100 000 | | 597 | | 22 | | | |
| BCF Event (Bio, Chemistry & Food Career Event) | 1 | 24/5 | 24/5 | 1 250 | | | | | | 76 | | | | T | 2 000 | | 372 | | 17 | | | |
| Beauty Trade Special | 1 | 7/4 | 9/4 | 4 741 | | | | | | 200 | | | | T | 15 000 | | 95 | | 14 | | | |
| Beurs Eigen Huis | 2x1 | 9/3 | 11/3 | 15 000 | | | | | | 225 | | | | P | 28 000 | | 256 | | 3 | | | |

(*) Please refer to each national definition given at the beginning of the report

2018 EVENTS BY CITY

| | Interval Year | Opening date | Closing date | Space | | | | | | Exhibitors | | | | Visitors/Visits (*) | | Organizer | Auditor | Industry sector |
|------------------------------------|---------------|--------------|--------------|---------------------|-------|---------------------------|----------|----------------------------------|--------------------|-------------------|---------------------------|----------------------------|---------------------------|---------------------------|---------|-----------|---------|-----------------|
| | | | | Rented Space (sq.m) | | | | Exhibitors with their own stands | | Represented firms | | Admission for Trade/Public | Foreign/International (*) | | | | | |
| | | | | Total | Halls | | Open air | | from ... countries | Total | Foreign/International (*) | | Total | Foreign/International (*) | Total | | | |
| | | | | | Total | Foreign/International (*) | Total | Foreign/International (*) | | | | | | | | | | |
| Beurs Eigen Huis | 2x1 | 21/9 | 23/9 | 15 000 | | | | | | 225 | | | | P | 28 000 | 256 | | 3 |
| Big Data Expo | 1 | 19/9 | 20/9 | 6 857 | | | | | | 78 | | | | T | 5 000 | 570 | | 21 |
| Bike MOTION Benelux | 1 | 2/3 | 4/3 | 11 639 | | | | | | 216 | | | | P | 41 000 | 419 | | 3 |
| Boekenfestijn Utrecht | 1 | 20/9 | 23/9 | 2 500 | | | | | | 75 | | | | P | 6 500 | 171 | | 3 |
| Bright Day | 1 | 24/11 | 25/11 | 7 610 | | | | | | 25 | | | | P | 22 500 | 648 | | 18 |
| Cultuur en Onderwijs Beurs (CEOB) | 1 | 24/1 | 25/1 | 7 502 | | | | | | 90 | | | | T | 1 600 | 364 | | 8 |
| Dag van de Openbare Ruimte | 1 | 26/9 | 27/9 | 4 412 | | | | | | 600 | | | | T | 6 348 | 269 | | 5 |
| DanceFair | 1 | 17/3 | 18/3 | 4 050 | | | | | | 50 | | | | T | 7 500 | 169 | | 3 |
| De Buitenlandbeurs | 1 | 23/11 | 24/11 | 4 741 | | | | | | 113 | | | | P | 6 801 | 570 | | 8 |
| De Nationale GezondheidsBeurs | 1 | 1/2 | 4/2 | 1 750 | | | | | | 329 | | | | P | 45 000 | 597 | | 22 |
| De Stripdagen | 1 | 31/3 | 1/4 | 3 500 | | | | | | 43 | | | | P | 3 500 | 696 | | 3 |
| Dutch Comic Con | 2 | 31/3 | 1/4 | 1 900 | | | | | | 218 | | | | P | 32 000 | 199 | | 3 |
| Dutch Comic Con | 2 | 25/11 | 26/11 | 1 900 | | | | | | 218 | | | | P | 32 000 | 199 | | 3 |
| Dutch You Tube Gathering (DYTG) | 1 | 21/4 | 22/4 | 8 000 | | | | | | 175 | | | | P | 17 000 | 697 | | 4 |
| easyFairs® Empack | 2 | 10/4 | 12/4 | 6 100 | | | | | | 315 | | | | T | 8 900 | 199 | | 11 |
| easyFairs® PACKAGING INNOVATIONS | 2x1 | 10/4 | 12/4 | 3 000 | | | | | | 85 | | | | T | 3 200 | 199 | | 11 |
| E-BikeXperience | 1 | 2/3 | 4/3 | 1 963 | | | | | | 51 | | | | P | 14 867 | 419 | | 3 |
| Eurospoor | 1 | 9/11 | 11/11 | 11 500 | | | | | | 125 | | | | P | 15 500 | 240 | | 3 |
| Exact Live | 1 | 10/10 | 10/10 | 7 502 | | | | | | 75 | | | | T | 6 000 | 249 | | 21 |
| Fiets en Wandelbeurs | 1 | 2/3 | 4/3 | 8 600 | | | | | | 507 | | | | P | 22 804 | 369 | | 3 |
| FirstLook Festival | 1 | 6/10 | 7/10 | 4 000 | | | | | | 45 | | | | P | 25 000 | 107 | | 3 |
| Gastronomie | 1 | 5/11 | 5/11 | 8 000 | | | | | | 73 | | | | T | 4 000 | 724 | | 2 |
| Hengelsport- en Botenbeurs | 1 | 30/11 | 2/12 | 20 000 | | | | | | 170 | | | | P | 18 000 | 188 | | 3 |
| ICT & Logistiek | 1 | 7/11 | 8/11 | 2 594 | | | | | | 123 | | | | T | 5 552 | 419 | | 21 |
| ICTVakdag | 1 | 20/4 | 20/4 | 6 857 | | | | | | 207 | | | | T | 2 000 | 117 | | 21 |
| Industrial Processing | 2x1 | 2/10 | 5/10 | 4 873 | | | | | | 326 | | | | T | 12 235 | 419 | | 18 |
| Infosecurity.nl | 1 | 31/10 | 1/11 | 3 940 | | | | | | 168 | | | | T | 9 611 | 419 | | 21 |
| Kampeer & Caravan Jaarbeurs | 1 | 10/10 | 14/10 | 27 632 | | | | | | 190 | | | | P | 37 450 | 419 | | 3 |
| KreaDoe | 1 | 31/10 | 4/11 | 5 937 | | | | | | 309 | | | | P | 40 000 | 419 | | 3 |
| LEGO® WORLD | 1 | 18/10 | 24/10 | 35 000 | | | | | | 184 | | | | P | 99 000 | 460 | | 3 |
| Management Support Live! | 1 | 15/11 | 15/11 | 7 502 | | | | | | 48 | | | | T | 2 100 | 754 | | 8 |
| Mega Platen & CD Beurs | 2x1 | 14/4 | 15/4 | 5 000 | | | | | | 225 | | | | P | 30 000 | 38 | | 3 |
| Mega Platen & CD Beurs | 2x1 | 17/11 | 18/11 | 5 000 | | | | | | 225 | | | | P | 34 000 | 38 | | 3 |
| MOTORbeurs Utrecht | 1 | 22/2 | 25/2 | 24 016 | | | | | | 325 | | | | P | 91 039 | 419 | | 16 |
| Najaarsbeurs/Trade Mart Utrecht | 1 | 2/9 | 4/9 | 2 588 | | | | | | 801 | | | | T | 32 693 | 419 | | 27 |
| NKBV-Bergsportdag | 1 | 21/1 | 21/1 | 7 610 | | | | | | 184 | | | | P | 5 000 | 440 | | 3 |
| Second Home Beurs | 2x1 | 9/3 | 11/3 | 6 000 | | | | | | 332 | | | | P | 7 500 | 277 | | 15 |
| Second Home Beurs | 2x1 | 28/9 | 30/9 | | | | | | | 332 | | | | P | 7 500 | 277 | | 15 |
| Studiekeuzebeurs Midden | 1 | 23/11 | 24/11 | 1 600 | | | | | | 70 | | | | P | 10 726 | 570 | | 8 |
| Taart & Trends beurs | 1 | 28/9 | 29/9 | 3 345 | | | | | | 40 | | | | T | 4 000 | 708 | | 3 |
| Vakantiebeurs | 1 | 10/1 | 14/1 | 16 889 | | | | | | 1 014 | | | | P | 105 369 | 419 | | 6 |
| Vakbeurs Facilitair & Gebouwbeheer | 1 | 24/1 | 26/1 | 13 500 | | | | | | 400 | | | | T | 13 115 | 368 | | 15 |
| Vegenement VegFestNL | 1 | 27/10 | 28/10 | 2 000 | | | | | | 110 | | | | P | 8 000 | 758 | | 2 |
| VerzamelaarsJaarbeurs | 2x1 | 14/4 | 15/4 | 2 588 | | | | | | 801 | | | | P | 20 000 | 571 | | 3 |
| VerzamelaarsJaarbeurs | 2x1 | 17/11 | 18/11 | 2 588 | | | | | | 801 | | | | P | 20 000 | 571 | | 3 |
| Verzamelen Nederland | 1 | 14/4 | 15/4 | 5 000 | | | | | | 95 | | | | P | 5 000 | 699 | | 3 |
| VIV Europe | 4x1 | 20/6 | 22/6 | 24 220 | | | | | | 529 | | | | T | 18 363 | 419 | | 1 |
| Voorjaarsbeurs/Trade Mart Utrecht | 1 | 4/3 | 6/3 | 2 482 | | | | | | 661 | | | | T | 24 884 | 419 | | 27 |
| Vrij Van Veggies Food Fair | 1 | 6/10 | 8/10 | 7 610 | | | | | | 80 | | | | P | 2 000 | 255 | | 2 |
| Vrouw & Carrière | 1 | 16/11 | 17/11 | 3 872 | | | | | | 30 | | | | P | 4 000 | 500 | | 8 |

(*) Please refer to each national definition given at the beginning of the report

2018 EVENTS BY CITY

| | Interval Year | Opening date | Closing date | Space | | | | Exhibitors | | | | Visitors/Visits (*) | | | | Organizer | Auditor | Industry sector | | |
|--|---------------|--------------|--------------|--------|---------------------|----------------------------|----------|----------------------------|--------------------|-------|----------------------------|---------------------|----------------------------|-----------------------------|---------|-----------|----------|-----------------|-------|----------------------------|
| | | | | Total | Rented Space (sq.m) | | Open air | | from ... countries | Total | Foreign/ International (*) | Represented firms | | Admission for Trader/Public | Total | | | | | Foreign/ International (*) |
| | | | | | Total | Foreign/ International (*) | Total | Foreign/ International (*) | | | | Total | Foreign/ International (*) | | | | | | | |
| Webwinkel Vakdagen | 1 | 24/1 | 25/1 | 6 857 | | | | | | 265 | | | | T | 12 542 | | 570 | | 4 | |
| ZieZo beurs | 1 | 16/3 | 17/3 | 1 300 | | | | | | 60 | | | | T | 3 142 | | 99 | | 23 | |
| Zorg & ICT | 1 | 17/4 | 19/4 | 4 600 | | | | | | 189 | | | | T | 9 312 | | 419 | | 22 | |
| Vaasa (SF) | | | | | | | | | | | | | | | | | | | | |
| Vaasa Wind Exchange&Solar | 1 | 20/3 | 21/3 | 168 | 168 | | 0 | | 4 | 53 | | 0 | | T/P | 739 | | 598 | 12 | 9 | |
| Valence (F) | | | | | | | | | | | | | | | | | | | | |
| FRANCE CE VALENCE | 1 | 11/10 | 11/10 | 254 | 254 | 0 | 0 | 0 | | 52 | 0 | | | T | 277 | 0 | 146 | | 4 | |
| Valencia (E) | | | | | | | | | | | | | | | | | | | | |
| BdB MEETING 2018 | 1 | 10/5 | 11/5 | 2 696 | 2 696 | | | | | 50 | | | | T | 800 | | 91 | | 5 | |
| BEAUTY VALENCIA - Salón profesional de estética, spa, uñas y peluquería | 1 | 24/2 | 26/2 | 3 896 | 1 688 | 28 | 0 | 0 | 4 | 82 | 3 | 0 | 0 | T | 8 554 | | 293 | 11 | 14 | |
| BEBÉS & MAMÁS - 3º salón del bebé para mamás, papás y futuras familias | 1 | 3/3 | 4/3 | 1 224 | 662 | 0 | 0 | 0 | 1 | 41 | 0 | 0 | 0 | P | 3 310 | | 293, 289 | 11 | 3 | |
| CEVISAMA - 36ª Salón Internacional de cerámica para arquitectura, equipamiento de baño y cocina, piedra natural materias primas, esmaltes, fritas, colores y maquinaria. | 1 | 5/2 | 9/2 | 59 955 | 59 082 | 8 380 | 0 | 0 | 44 | 570 | 140 | 204 | 165 | T | 78 822 | 18 728 | 293 | 11 | 5 | |
| CONGRESO NACIONAL OCIO | | 24/4 | 25/4 | 2 696 | 2 696 | | | | | 25 | | | | T | 1 000 | | 352 | | 3 | |
| CREATIVA- 6º salon de las manualidades, labores y bellas artes | 1 | 23/2 | 25/2 | 806 | 522 | 40 | 0 | 0 | 3 | 51 | 3 | 0 | 0 | P | 4 503 | | 293, 153 | 11 | 3, 19 | |
| DIA MAGICO BY FIMI - 6ª Feria de comunión y ceremonia | 1 | 4/5 | 6/5 | 3 399 | 1 192 | 45 | 0 | 0 | 2 | 72 | 4 | 9 | 3 | T | 1 474 | 63 | 293 | 11 | 25 | |
| DOS RUEDAS - VLC BIKE - 6ª Salon de la Moto y 5º Salón de la Bicicleta | 1 | 16/11 | 18/11 | 11 638 | 6 809 | 160 | 0 | 0 | 3 | 62 | 2 | 0 | 0 | P | 14 962 | 0 | 293 | 11 | 16 | |
| DREAMHACK VALENCIA | 1 | 12/7 | 15/7 | 8 350 | 2 175 | 88 | 0 | 0 | 4 | 47 | 3 | 0 | 0 | P | 52 000 | | 293, 803 | 11 | 21 | |
| ECOFIRA - 16ª Feria Int. De las soluciones medioambientales | 1 | 6/11 | 8/11 | 1 827 | 1 634 | 64 | 0 | 0 | 2 | 60 | 1 | 0 | 0 | T | 1 280 | 11 | 293 | 11 | 10 | |
| EUROBRICO - 10ª Feria Internacional del Bricolaje | 2 | 3/10 | 5/10 | 7 090 | 6 045 | 748 | 0 | 0 | 19 | 170 | 38 | 168 | 68 | T | 2 671 | 131 | 293 | 11 | 5 | |
| EXPO DOLL SHOW 2018 | 1 | 28/4 | 29/4 | 2 236 | 2 236 | | | | | 75 | | | | P | 2 300 | | 623 | | 3 | |
| EXPOCANINA | 1 | 15/12 | 16/12 | 11 601 | 11 601 | | | | | 15 | | | | P | 8 000 | | 679 | | 3 | |
| EXPOJOC | 1 | 5/6 | 6/6 | 1 345 | 1 345 | 250 | 0 | 0 | 7 | 39 | 6 | 0 | 0 | T | 2 400 | | 731 | | 3 | |
| FERIA DEL AUTOMOVIL - FERIA VEHICULO DE OCASIÓN - 21ª Feria del automovil | 1 | 5/12 | 9/12 | 48 449 | 34 497 | 0 | 0 | 0 | 1 | 106 | 0 | 0 | 0 | P | 45 062 | | 293 | 11 | 16 | |
| FERIA HABITAT VALENCIA - 54ª Feria Internacional del Mueble | 1 | 18/9 | 21/9 | 28 267 | 27 055 | 4 308 | 0 | 0 | 8 | 333 | 62 | 1 | 0 | T | 19 938 | 2 207 | 293 | 11 | 12 | |
| FERIA VEHICULO SELECCIÓN OCASIÓN - 10ª Feria Vehiculo Ocasión | 1 | 19/4 | 22/4 | 13 140 | 12 581 | 0 | 0 | 0 | 1 | 43 | 0 | 0 | 0 | P | 12 626 | | 293 | 11 | 16 | |
| FIESTA Y BODA- 20º Salon productos y servicios para eventos y celebraciones | 1 | 26/10 | 28/10 | 5 968 | 2 157 | 0 | 0 | 0 | 2 | 170 | 1 | 0 | 0 | P | 8 252 | 5 | 293 | 11 | 3, 25 | |
| FIMI - 86 Feria Internacional de la Moda Infantil y Juvenil | 2x1 | 19/1 | 21/1 | 3 203 | 2 499 | 561 | 0 | 0 | 7 | 151 | 24 | 151 | 22 | T | 3 192 | 457 | 293 | 11 | 25 | |
| FIMI - 87ª Feria Internacional de Moda Infantil - Juvenil | 2x1 | 22/6 | 24/6 | 3 000 | 2 038 | 460 | 0 | 0 | 12 | 139 | 27 | 123 | 26 | T | 1 952 | 359 | 293 | 11 | 25 | |
| FIMMA - 38ª Feria Internacional de Maquinaria y Herramientas para el mueble, carpintería y decoración | 2 | 6/2 | 9/2 | 11 167 | 11 167 | 1 620 | 0 | 0 | 23 | 154 | 56 | 164 | 124 | T | 18 812 | 1 801 | 293 | 11 | 5 | |
| FIV / EXPOJOVE - 37 Feria de la Infancia y Juventud de Valencia | 1 | 26/12 | 4/1 | 30 065 | 30 065 | 0 | 0 | 0 | 1 | 88 | 0 | 0 | 0 | P | 107 997 | | 293 | 11 | 3 | |
| FIVAC 2018 - Salón de la Caza, Naturaleza y Mundo Rural | 1 | 8/6 | 10/6 | 2 601 | 846 | 44 | 0 | 0 | 5 | 49 | 4 | 7 | 0 | P | 3 138 | 0 | 293 | 11 | 3 | |

(*) Please refer to each national definition given at the beginning of the report

2018 EVENTS BY CITY

| | Interval Year | Opening date | Closing date | Space | | | | Exhibitors | | | | | | Visitors/Visits (*) | | Organizer | Auditor | Industry sector | | |
|--|---------------|--------------|--------------|--------|---------------------|---------------------------|----------|---------------------------|--------------------|----------------------------------|---------------------------|-------------------|---------------------------|----------------------------|--------|-----------|----------|-----------------|-------|---------------------------|
| | | | | Total | Rented Space (sq.m) | | Open air | | from ... countries | Exhibitors with their own stands | | Represented firms | | Admission for Trade/Public | Total | | | | | Foreign/International (*) |
| | | | | | Total | Foreign/International (*) | Total | Foreign/International (*) | | Total | Foreign/International (*) | Total | Foreign/International (*) | | | | | | | |
| | | | | | | | | | | | | | | | | | | | | |
| FORINVEST- 11º Foro-Exposición Internacional de productos y servicios financieros, inversiones, seguros y soluciones tecnológicas para el sector | 1 | 7/3 | 8/3 | 2 333 | 1 484 | 24 | 0 | 0 | 7 | 102 | 6 | 0 | 0 | T | 3 989 | 40 | 293 | 11 | 4 | |
| FTTH CONFERENCE | | 13/2 | 15/2 | 17 668 | 17 668 | | | | | 50 | | | | T | 9 000 | | 92 | | 19 | |
| GASTRONOMA - Gran Evento de la Gastronomía. | 1 | 11/11 | 13/11 | 5 620 | 2 939 | 47 | 0 | 0 | 5 | 154 | 5 | 0 | 0 | T/P | 11 320 | 105 | 293 | 11 | 2 | |
| HEROES COMIC-CON VALENCIA - Salón del Comic de Valencia | 1 | 23/2 | 25/2 | 3 751 | 1 683 | 0 | 0 | 0 | 1 | 134 | 0 | 0 | 0 | P | 23 600 | | 293, 196 | 11 | 3 | |
| HOME TEXTIL PREMIUM BY TEXTIL HOGAR- 4º Salón Internacional de textiles para el hogar y la decoración | 1 | 12/9 | 14/9 | 2 564 | 2 564 | 45 | 0 | 0 | 3 | 84 | 2 | 79 | 1 | T | 1 501 | 222 | 293 | 11 | 12 | |
| IBERFLORA - 47º Feria Internacional de planta, flor, jardinería, tecnología y bricójardin | 1 | 3/10 | 5/10 | 14 715 | 12 924 | 1 044 | 0 | 0 | 9 | 298 | 40 | 1 | 1 | T | 7 216 | 690 | 293 | 11 | 1 | |
| IEE-Geosciencie and remote sensing society | | 22/7 | 27/7 | 17 668 | 17 668 | | | | | 20 | | | | T | 10 000 | | 539 | | 8 | |
| III CONGRESO GO GLOBAL | 1 | 20/11 | 21/11 | 2 481 | 2 481 | | | | | 40 | | | | P | 3 000 | | 416 | | 4 | |
| MADERALIA - 38ª Feria Internacional de Proveedores Sector Madera, Mueble y Decoración. | 2 | 6/2 | 9/2 | 15 322 | 14 808 | 2 242 | 0 | 0 | 26 | 287 | 57 | 269 | 152 | T | 18 891 | 1 811 | 293 | 11 | 5, 19 | |
| PANADERÍA ARTESANA - Certamen Internacional Panadería Artesana | 1 | 12/4 | 15/4 | 3 320 | 660 | 0 | 0 | 0 | 1 | 11 | 0 | 0 | 0 | T | 1 061 | 133 | 293, 806 | 11 | 2 | |
| PROFER | | 8/3 | 9/3 | 11 601 | 11 601 | | | | | 140 | | | | T | 1 800 | | 607 | | 19 | |
| SALON DEL MANGA | 2x1 | 19/5 | 20/5 | 2 236 | 2 236 | | | | | 45 | | | | P | 15 000 | | 423 | | 3 | |
| SALON DEL MANGA | 2x1 | 24/11 | 25/11 | 19 256 | 19 256 | | | | | 64 | | | | P | 14 768 | | 423 | | 3 | |
| SIF - 29º Salón Internacional de la franquicia, oportunidades de negocio y comercio asociado. | 1 | 25/10 | 27/10 | 3 224 | 1 988 | 150 | 0 | 0 | 10 | 96 | 11 | 0 | 0 | T | 3 286 | 93 | 293 | 11 | 4 | |
| SPORT WOMAN VALENCIA | 1 | 13/4 | 14/4 | 11 601 | 11 601 | | | | | 35 | | | | P | 10 000 | | 543 | | 3 | |
| TATTOO SHOW VALENCIA | 1 | 15/6 | 17/6 | 4 070 | 4 070 | | | | | 144 | | | | P | 2 500 | | 158 | | 14 | |
| URBE.- Feria Inmobiliaria del Mediterráneo | 1 | 26/10 | 28/10 | 1 450 | 1 406 | 0 | 0 | 0 | 1 | 52 | 0 | 0 | 0 | P | 3 606 | 26 | 293 | 11 | 15 | |
| Valladolid (E) | | | | | | | | | | | | | | | | | | | | |
| Feria de Muestras de Valladolid | 1 | 5/9 | 9/9 | 11 974 | 8 064 | 181 | 12 | 0 | 5 | 119 | 11 | 0 | 0 | P | 86 956 | | 290 | 11 | 27 | |
| Intur/Feria Internacional del Turismo de Interior | 1 | 22/11 | 25/11 | 7 065 | 6 635 | 999 | 0 | 0 | 23 | 275 | 76 | 511 | 30 | T/P | 45 849 | 3 951 | 290 | 11 | 6 | |
| Van (TR) | | | | | | | | | | | | | | | | | | | | |
| 8. Eastern Anatolia Agriculture, Livestock and Food Fair | 1 | 26/4 | 29/4 | 10 200 | 10 200 | 600 | | | 1 | 121 | 6 | 0 | 0 | T/P | 58 640 | 6 170 | 30 | 16 | 1 | |
| 9. Van Construction, Construction Machinery and Furniture Fair | 1 | 12/4 | 15/4 | 7 300 | 7 300 | 0 | | | 1 | 54 | 3 | 0 | 0 | T/P | 15 800 | 695 | 30 | 16 | 5 | |
| 9. Van Tourism and Travel Fair | 1 | 27/9 | 30/9 | 7 300 | 7 300 | 590 | | | 3 | 154 | 28 | 0 | 0 | T/P | 47 280 | 3 469 | 30 | 16 | 2 | |
| Marriage and Gift Fair | 1 | 19/4 | 22/4 | 8 500 | 8 500 | 0 | | | | 74 | 0 | 0 | 0 | T/P | 22 313 | 0 | 556 | 16 | 27 | |
| Van Solar Energy and Renewable Energy Fair | 1 | 10/5 | 13/5 | 3 840 | 3 840 | 295 | | | 1 | 32 | 6 | 0 | 0 | T/P | 6 512 | 312 | 30 | 16 | 9 | |
| Van Textile and Home Textile Fair | 1 | 29/3 | 31/3 | 3 000 | 3 000 | 0 | | | | 27 | 0 | 0 | 0 | T/P | 3 500 | 400 | 30 | 16 | 5 | |
| Vandoeuvre-Les-Nancy (F) | | | | | | | | | | | | | | | | | | | | |
| BRASSEUR - NANCY | 1 | 13/4 | 14/4 | 2 464 | 2 208 | 457 | 256 | 0 | 10 | 200 | 40 | | | T/P | 5 704 | 0 | 173 | 8 | 2 | |
| FRANCE CE NANCY | 1 | 13/9 | 13/9 | 296 | 296 | 8 | 0 | 0 | 2 | 55 | 2 | | | T | 291 | 0 | 146 | 8 | 4 | |
| ORIACTION - NANCY | 1 | 6/12 | 8/12 | 2 171 | 2 171 | 27 | 0 | 0 | | 185 | 2 | | | P | 24 843 | 0 | 568 | 7 | 8 | |
| Vannes (F) | | | | | | | | | | | | | | | | | | | | |
| CONCHYLICULTURE - VANNES | 1 | 17/10 | 18/10 | 1 882 | 1 819 | 36 | 63 | 0 | 2 | 84 | 2 | | | T | 1 002 | 86 | 138 | 7 | 1 | |
| FOIRE EXPOSITION - VANNES | 1 | 27/9 | 1/10 | 5 380 | 3 032 | 6 | 2 348 | 0 | 1 | 164 | 1 | | | P | 10 540 | 0 | 138 | | 27 | |
| INTENSÉMENT FÉMININ - VANNES | 1 | 13/10 | 14/10 | 1 021 | 1 021 | 0 | 0 | 0 | | 89 | 0 | | | P | 2 595 | 0 | 138 | 8 | 27 | |
| RESPIRE LA VIE - VANNES | 1 | 19/1 | 21/1 | 1 470 | 1 470 | 43 | 0 | 0 | | 156 | 5 | | | P | 10 533 | 0 | 688 | 7 | 2 | |
| SALON DE LA GASTRONOMIE ET DE L'ART CULINAIRE - VANNES | 1 | 1/12 | 3/12 | 1 550 | 1 550 | 0 | 0 | 0 | | 93 | 0 | | | P | 9 147 | 0 | 429 | 7 | 2 | |

(*) Please refer to each national definition given at the beginning of the report

2018 EVENTS BY CITY

| | Interval Year | Opening date | Closing date | Space | | | | | Exhibitors | | | | | Visitors/Visits (*) | | Organizer | Auditor | Industry sector | | | |
|--|---------------|--------------|--------------|--------|---------------------|----------------------------|----------|--------------------|------------|----------------------------|-------|----------------------------|----------------------------|---------------------|-----------------------------|-----------|---------|-----------------|---------|-------|----------------------------|
| | | | | Total | Rented Space (sq.m) | | | from ... countries | Total | Foreign/ International (*) | Total | Foreign/ International (*) | Admission for Trade/Public | Total | Foreign/ International (*) | | | | | | |
| | | | | | Total | Foreign/ International (*) | Open air | | | | | | | | | | | | | Total | Foreign/ International (*) |
| | | | | | | | | | | | | | | | | | | | | | |
| TOURISME ET LOISIRS DE PLEINE NATURE - VANNES | 1 | 23/3 | 25/3 | 1 119 | 1 119 | 15 | 0 | 0 | 2 | 106 | 2 | | | P | 8 256 | 0 | 138 | | 6 | | |
| VINS ET GASTRONOMIE - VANNES | 1 | 17/2 | 19/2 | 948 | 948 | 18 | 0 | 0 | 2 | 144 | 2 | | | P | 13 785 | 0 | 332 | 8 | 2 | | |
| VIVING - VANNES | 1 | 10/2 | 12/2 | 3 034 | 3 034 | 0 | 0 | 0 | | 164 | 0 | | | P | 9 372 | 0 | 332 | 8 | 12 | | |
| Venray (NL) | | | | | | | | | | | | | | | | | | | | | |
| BeleefPlus | 1 | 28/9 | 29/9 | 5 000 | | | | | | 80 | | | | P | | | 634 | | 22 | | |
| Dutch Poultry Expo | 2x1 | 6/3 | 8/3 | 6 000 | | | | | | 260 | | | | T | 15 218 | | 199 | | 1 | | |
| Rundvee & Mechanisatie Vakdagen | 3x1 | 27/2 | 1/3 | 19 571 | | | | | | 308 | | | | T | 7 148 | | 199 | | 1 | | |
| Vakbeurs Vollegrond | 1 | 28/11 | 29/11 | 12 000 | | | | | | 120 | | | | T | 1 716 | | 199 | | 1 | | |
| Verdun (F) | | | | | | | | | | | | | | | | | | | | | |
| FOIRE EXPOSITION - VERDUN | 1 | 13/9 | 17/9 | 45 | 45 | 45 | 0 | 0 | 1 | 385 | 2 | | | P | 32 301 | 0 | 759 | 8 | 27 | | |
| Verona (I) | | | | | | | | | | | | | | | | | | | | | |
| Eurocarne | 2 | 31/1 | 3/2 | 992 | 954 | 34 | 38 | 0 | 2 | 30 | 2 | 0 | 0 | T | 32 779 | 4 865 | 761 | 9 | 2 | | |
| Fieracavalli | 1 | 25/10 | 28/10 | 95 753 | 64 272 | 12 618 | 31 481 | 4 497 | 24 | 507 | 93 | 247 | 85 | P | 160 124 | 22 639 | 761 | 5 | 3 | | |
| Motor Bike Expo | 1 | 18/1 | 21/1 | 83 910 | 80 360 | 10 620 | 3 550 | 748 | 33 | 706 | 220 | 0 | 0 | P | 160 963 | 17 930 | 761 | 5 | 16 | | |
| Progetto Fuoco | 2 | 21/2 | 25/2 | 36 149 | 33 774 | 9 887 | 2 375 | 50 | 40 | 667 | 249 | 115 | 74 | T | 71 777 | 15 556 | 761 | 5 | 5 | | |
| Verona Legend Cars | 1 | 4/5 | 6/5 | 15 790 | 15 188 | 290 | 602 | 0 | 9 | 327 | 12 | 0 | 0 | P | 29 981 | 2 271 | 761 | 5 | 16 | | |
| Verona Mineral Show Geo Business | 1 | 25/5 | 27/5 | 8 500 | 8 500 | 3 570 | 0 | 0 | 28 | 273 | 103 | 0 | 0 | P | 11 322 | 1 490 | 761 | 5 | 24 | | |
| Verona Mineral Show Geo Shop | 1 | 23/11 | 25/11 | 8 400 | 8 400 | 2 547 | 0 | 0 | 24 | 239 | 86 | 0 | 0 | P | 14 406 | 816 | 761 | 5 | 24 | | |
| FIERAGRICOLA - EUROCARNE | 2 | 31/1 | 3/2 | 48 323 | 43 790 | 1 619 | 4 533 | 27 | 20 | 642 | 39 | 220 | 37 | T/P | 130 754 | 19 008 | 761 | 9 | 1 | | |
| MARMOMAC | 1 | 26/9 | 29/9 | 78 005 | 62 261 | 28 419 | 15 744 | 6 002 | 55 | 1 597 | 1 002 | 19 | 7 | T/P | 67 230 | 41 810 | 761 | 9 | 5 | | |
| Vinitaly - SOL&AGRI FOOD - Enolitech | 1 | 15/4 | 18/4 | 93 699 | 93 150 | 1 594 | 549 | | 41 | 4 577 | 152 | 391 | 216 | T/P | 126 355 | 49 901 | 761 | 9 | 2 | | |
| Vicenza (I) | | | | | | | | | | | | | | | | | | | | | |
| ABILMENTE AUTUNNO | 1 | 18/10 | 21/10 | 7 228 | 7 228 | 504 | 0 | 0 | 12 | 358 | 36 | 0 | 0 | P | 50 444 | 0 | 414 | 10 | 3 | | |
| ABILMENTE PRIMAVERA | 1 | 15/3 | 18/3 | 5 856 | 5 856 | 142 | 0 | 0 | 6 | 239 | 10 | 0 | 0 | P | 30 954 | 0 | 414 | 10 | 3 | | |
| HIT SHOW | 1 | 10/2 | 12/2 | 11 158 | 11 158 | 1 050 | 0 | 0 | 24 | 275 | 45 | 0 | 0 | T/P | 35 276 | 0 | 414 | 10 | 3, 6, 7 | | |
| PESCARE SHOW | 1 | 24/2 | 26/2 | 9 941 | 9 941 | 906 | 0 | 0 | 19 | 183 | 30 | 0 | 0 | T/P | 16 187 | 0 | 414 | 10 | 3, 6 | | |
| T-GOLD | 1 | 19/1 | 24/1 | 3 619 | 3 619 | 908 | 0 | 0 | 15 | 155 | 53 | 0 | 0 | T | incl. in VICENZAORO January | | 414 | 10 | 19, 24 | | |
| VICENZAORO January | 1 | 19/1 | 24/1 | 24 450 | 24 450 | 7 725 | 0 | 0 | 32 | 1 038 | 389 | 0 | 0 | T | 35 294 | 20 981 | 414 | 10 | 24 | | |
| VICENZAORO September | 1 | 22/9 | 26/9 | 24 380 | 24 380 | 7 075 | 0 | 0 | 28 | 1 025 | 352 | 0 | 0 | T | 22 539 | 9 666 | 414 | 10 | 24 | | |
| Villeurbanne (F) | | | | | | | | | | | | | | | | | | | | | |
| FORUM A3P COSMETIQUE - LYON | 1 | 29/5 | 29/5 | 78 | 78 | 6 | 0 | 0 | | 13 | 1 | | | T | 74 | 3 | 9 | 7 | 14 | | |
| JOURNEE A3P METROLOGIE - LYON | 1 | 19/10 | 19/10 | 42 | 42 | 18 | 0 | 0 | | 7 | 3 | | | T | 77 | 0 | 9 | 7 | 22 | | |
| JOURNEE MEDICAL DEVICE - LYON | 1 | 4/12 | 4/12 | 84 | 84 | 24 | 0 | 0 | | 14 | 4 | | | T | 90 | 0 | 9 | 7 | 22 | | |
| JOURNEE VALIDATION PROCEDES DE NETTOYAGE - LYON | 1 | 5/6 | 6/6 | 90 | 90 | 12 | 0 | 0 | | 15 | 2 | | | P | 147 | 24 | 9 | 7 | 22 | | |
| Vladivostok (RU) | | | | | | | | | | | | | | | | | | | | | |
| CITY | 1 | 24/4 | 26/4 | 1 594 | 1 168 | 29 | 426 | 0 | 11 | 150 | 20 | 0 | 0 | T/P | 5 920 | 360 | 167 | | 5 | | |
| Wächtersbach (D) | | | | | | | | | | | | | | | | | | | | | |
| Messe Wächtersbach - General Trade Fairs for Consumers | 1 | 5/5 | 13/5 | 9 766 | 6 318 | 104 | 3 448 | | 8 | 333 | 7 | | | P | 48 176 | | 521 | 9 | 27 | | |
| Warsaw (PL) | | | | | | | | | | | | | | | | | | | | | |
| Auto-Nostalgia | 1 | 14/4 | 15/4 | 5 186 | 5 186 | 55 | 0 | 0 | 2 | 115 | 4 | | | T/P | 13 630 | 0 | 603 | 4 | 14 | | |
| Cavaliada Warszawa | 1 | 1/3 | 4/3 | 800 | 800 | 64 | 0 | 0 | 3 | 60 | 6 | | | T | 16 034 | 0 | 603 | 4 | 3 | | |
| CHINA HOMELIFE | 1 | 6/6 | 8/6 | 12 647 | 12 647 | 12 042 | 0 | 0 | 2 | 673 | 657 | | | T | 7 851 | 3 121 | 501 | 4 | 4 | | |
| Mood Concept | 1 | 19/10 | 21/10 | 3 426 | 3 426 | 197 | 0 | 0 | 5 | 49 | 6 | | | T | 2 058 | 35 | 603 | 4 | 12 | | |
| New HOUSE/New APARTMENT | 4 | 17/3 | 18/3 | 701 | 701 | 12 | 0 | 0 | 2 | 93 | 1 | | | P | 6 542 | | 548 | 4 | 15 | | |
| Packaging Innovations | 1 | 17/4 | 18/4 | 2 424 | 2 424 | 688 | 0 | 0 | 14 | 167 | 46 | | | T | 4 817 | 276 | 712 | 4 | 10 | | |
| Real Estate | 2x1 | 17/2 | 18/2 | 952 | 952 | 0 | 0 | 0 | 1 | 74 | 0 | | | P | | | 564 | 4 | 15 | | |
| Real Estate | 2x1 | 6/10 | 7/10 | 839 | 809 | 0 | 30 | 0 | 1 | 71 | 0 | | | P | | | 564 | 4 | 15 | | |
| Rybomania Warszawa | 1 | 8/12 | 9/12 | 2 836 | 2 836 | 186 | 0 | 0 | 4 | 84 | 3 | | | P | 6 643 | 0 | 603 | 4 | 3 | | |

(*) Please refer to each national definition given at the beginning of the report

2018 EVENTS BY CITY

| | Interval Year | Opening date | Closing date | Space | | | | | | Exhibitors | | | | Visitors/Visits (*) | | Organizer | Auditor | Industry sector | | |
|--|---------------|--------------|--------------|--------|---------------------|---------------------------|----------|---------------------------|--------------------|----------------------------------|---------------------------|-------------------|---------------------------|----------------------------|---------------------------|-----------|----------|-----------------|--------|---------------------------|
| | | | | Total | Rented Space (sq.m) | | Open air | | from ... countries | Exhibitors with their own stands | | Represented firms | | Admission for Trade/Public | Total | | | | | Foreign/International (*) |
| | | | | | Total | Foreign/International (*) | Total | Foreign/International (*) | | Total | Foreign/International (*) | Total | Foreign/International (*) | | | | | | | |
| | | | | | | | | | | | | | | | | | | | | |
| SOSEXPO | | 1/2 | 1/2 | 48 | 48 | 4 | 0 | 0 | 2 | 10 | 1 | | | T | | | 788 | 4 | 15 | |
| WARSAW BOOK FAIR | 1 | 17/5 | 20/5 | 5 221 | 5 152 | 248 | 69 | 0 | 32 | 802 | 241 | | | T/P | 83 514 | | 548 | 4 | 8 | |
| WIND & WATER | 1 | 8/3 | 11/3 | 6 905 | 6 905 | 946 | 0 | 0 | 12 | 453 | 25 | | | T/P | 24 353 | | 548 | 4 | 3 | |
| Weinfelden (CH) | | | | | | | | | | | | | | | | | | | | |
| Berufsmesse Thurgau | 1 | 20/9 | 22/9 | 1 500 | 1 400 | | 100 | | 1 | 71 | 0 | 76 | 0 | P | 8 000 | | 522 | | 8 | |
| inhaus - Ostschweizer Messe für Wohnen, Haus und Garten | 1 | 2/3 | 4/3 | 1 712 | 1 694 | | 18 | | 1 | 156 | 0 | 30 | 0 | P | 6 500 | | 522 | | 5 | |
| Schlaraffia Wein- und Gourmetmesse | 1 | 8/3 | 11/3 | 1 540 | 1 510 | | 30 | | 1 | 157 | 0 | 170 | 20 | P | 12 700 | | 522 | | 2 | |
| WEGA - Die Thurgauer Messe | 1 | 27/9 | 1/10 | 16 700 | 6 200 | | 10 500 | | 7 | 415 | 10 | 450 | 10 | P | 100 000 | | 522 | | 27 | |
| Wels (AT) | | | | | | | | | | | | | | | | | | | | |
| Blühendes Österreich und Ausflug | 1 | 6/4 | 8/4 | 21 365 | 18 667 | 1 056 | 2 698 | 898 | 10 | 358 | 89 | 0 | 0 | P | 32 417 | 0 | 523 | 1 | 3 | |
| Wien (AT) | | | | | | | | | | | | | | | | | | | | |
| Bauen&Energie Wien | 1 | 25/1 | 28/1 | 18 614 | 18 614 | 1 984 | 0 | 0 | 12 | 460 | 66 | 125 | 76 | P | 25 689 | | 628 | 1 | 5 | |
| C4I | 2 | 15/5 | 17/5 | 422 | 422 | 56 | 0 | 0 | 3 | 46 | 8 | 44 | 44 | T | incl. in Intertool | | 628 | 1 | 19 | |
| Ferien-Messe Wien | 1 | 11/1 | 14/1 | 16 220 | 16 220 | 4 638 | 0 | 0 | 63 | 853 | 409 | 0 | 0 | P | incl. in Vienna Autoshow | | 628 | 1 | 3, 6 | |
| Intertool | 2 | 15/5 | 18/5 | 10 684 | 10 684 | 2 787 | 0 | 0 | 18 | 284 | 146 | 249 | 234 | T | 10 937 | | 628 | 1 | 19 | |
| Smart Automation Austria Wien | 2 | 15/5 | 17/5 | 5 843 | 5 843 | 1 163 | 0 | 0 | 5 | 155 | 50 | 193 | 182 | T | incl. in Intertool | | 628 | 1 | 19 | |
| Vienna Autoshow | 1 | 11/1 | 14/1 | 19 720 | 19 720 | 351 | 0 | 0 | 3 | 48 | 2 | 0 | 0 | P | 134 794 | | 628 | 1 | 16 | |
| Wiener Immobilien Messe | 1 | 17/3 | 18/3 | 1 962 | 1 962 | 28 | 0 | 0 | 4 | 111 | 4 | 0 | 0 | P | incl. in Wohnen&Interieur | | 628 | 1 | 15 | |
| Wohnen&Interieur | 1 | 10/3 | 18/3 | 22 476 | 22 476 | 3 911 | 0 | 0 | 15 | 380 | 70 | 369 | 349 | P | 52 757 | | 628 | 1 | 12 | |
| Wilkowice (PL) | | | | | | | | | | | | | | | | | | | | |
| Roltechnika | 1 | 18/8 | 19/8 | 7 856 | 0 | 0 | 7 856 | 0 | 1 | 19 | 0 | | | T/P | 21 118 | 0 | 603 | 4 | 1 | |
| Wrocław (PL) | | | | | | | | | | | | | | | | | | | | |
| Dentamed | | 16/11 | 17/11 | 1 042 | 1 024 | 48 | 18 | 0 | 7 | 137 | 21 | | | T | 2 275 | | 712 | 4 | 22 | |
| Real Estate | 2x1 | 3/3 | 4/3 | 1 363 | 1 263 | 6 | 100 | 0 | 2 | 117 | 1 | | | P | | | 564 | 4 | 15 | |
| Real Estate | 2x1 | 6/10 | 7/10 | 1 156 | 1 156 | 6 | 0 | 0 | 2 | 97 | 1 | | | P | | | 564 | 4 | 15 | |
| Yecla / Murcia (E) | | | | | | | | | | | | | | | | | | | | |
| Feria del Mueble Yecla | 1 | 17/9 | 20/9 | 6 093 | 6 093 | 348 | 0 | 0 | 4 | 106 | 8 | 0 | 0 | T | 2 516 | 121 | 292 | 11 | 12 | |
| Yozgat (TR) | | | | | | | | | | | | | | | | | | | | |
| Yozgat 9 Agriculture, Food and Livestock Fair | 1 | 26/4 | 29/4 | 14 150 | 14 150 | 0 | | | | 156 | 0 | 0 | 0 | T/P | 97 000 | 0 | 437 | 16 | 1 | |
| Zagreb (HR) | | | | | | | | | | | | | | | | | | | | |
| Ambienta | 1 | 10/10 | 14/10 | 8 482 | 8 482 | 334 | 0 | 0 | 8 | 90 | 7 | 190 | 141 | P | 12 806 | | 784 | 1 | 12 | |
| BIAM | 2 | 24/4 | 27/4 | 4 492 | 4 476 | 1 487 | 16 | 0 | 8 | 70 | 28 | 198 | 179 | T/P | | | 784 | 1 | 19 | |
| Zagreb Auto Show | 2 | 10/4 | 15/4 | 39 036 | 30 931 | 445 | 8 105 | 505 | 4 | 151 | 7 | 326 | 281 | P | 75 591 | | 784 | 1 | 16 | |
| Zagreber Nautikmesse | 1 | 21/2 | 25/2 | 6 355 | 6 345 | 582 | 10 | 10 | 9 | 106 | 19 | 209 | 144 | P | 13 454 | | 784 | 1 | 26 | |
| Zaragoza (E) | | | | | | | | | | | | | | | | | | | | |
| ARATUR - Salón Aragonés del Turismo | 1 | 11/5 | 13/5 | 1 360 | 1 004 | 26 | 67 | 0 | 4 | 40 | 3 | 120 | 0 | P | | | 291 | 11 | 3 | |
| CREATIVA - Salón de las Manualidades, Labores y Bellas Artes | 1 | 4/5 | 6/5 | 765 | 489 | 0 | 0 | 0 | 1 | 60 | 0 | 0 | 0 | P | | | 153 | | 3, 24 | |
| EXPOCANINA - Salón Internacional Canina | 1 | 3/2 | 4/2 | 3 690 | 450 | 0 | 0 | 0 | | 14 | 0 | 2 184 | 1 068 | P | 8 507 | | 659 | | 3, 22 | |
| FERIA GENERAL | 1 | 9/10 | 14/10 | 24 807 | 24 807 | 102 | 0 | 0 | 3 | 113 | 3 | 34 | 0 | P | 28 700 | | 291 | 11 | 27 | |
| FIMA - Feria Internacional de la Maquinaria Agrícola | 2 | 20/2 | 24/2 | 89 497 | 75 802 | 10 379 | 0 | 0 | 38 | 682 | 120 | 694 | 621 | T | 240 027 | 857 | 291 | 11 | 1, 10 | |
| FMZ - Feria del Mueble de Zaragoza | 2 | 24/1 | 27/1 | 54 302 | 53 409 | 7 113 | 0 | 0 | 10 | 499 | 74 | 9 | 2 | T | 48 200 | 529 | 291 | 11 | 12, 13 | See note |
| MENUDA FERIA - Salón de mamás, papás y niños de 0 a 14 años | 1 | 14/4 | 15/4 | 743 | 668 | 0 | 0 | 0 | 1 | 46 | 0 | 0 | 0 | P | 1 672 | | 397 | | 3 | |
| NUPZIAL - Salón de Servicios para Congresos, Bodas y Acontecimientos | 1 | 9/11 | 11/11 | 1 986 | 1 303 | 0 | 0 | 0 | 1 | 101 | 0 | 32 | 0 | P | 3 488 | 0 | 291, 804 | 11 | 3 | |
| RADICAL MARKET - Feria Outlet Zaragoza | 1 | 4/5 | 6/5 | 2 872 | 2 724 | 0 | 123 | 0 | | | | | | P | | | 618 | | 27 | |
| STOCK-CAR - Salón de Vehículos de Ocasión y Km 0 | 1 | 17/5 | 20/5 | 25 900 | 25 900 | 0 | 0 | 0 | 1 | 51 | 0 | 0 | 0 | P | | | 291 | 11 | 16 | |

Note: FMZ includes MADERMAQ - Feria de la Maquinaria, Herramientas y Proveedores del sector madera-mueble

(*) Please refer to each national definition given at the beginning of the report

2018 EVENTS BY CITY

| | Interval Year | Opening date | Closing date | Space | | | | | | Exhibitors | | | | Visitors/Visits (*) | | Organizer | Auditor | Industry sector | | |
|--|---------------|--------------|--------------|---------------------|--------|---------------------------|----------|---------------------------|--------------------|----------------------------------|---------------------------|-------------------|---------------------------|----------------------------|---------------------------|-----------|---------|-----------------|----|---------------------------|
| | | | | Rented Space (sq.m) | | | | | | Exhibitors with their own stands | | Represented firms | | Admission for Trade/Public | Foreign/International (*) | | | | | |
| | | | | Total | Halls | | Open air | | from ... countries | Total | Foreign/International (*) | Total | Foreign/International (*) | | Total | | | | | Foreign/International (*) |
| | | | | | Total | Foreign/International (*) | Total | Foreign/International (*) | | | | | | Total | | | | | | |
| Zonguldak (TR) | | | | | | | | | | | | | | | | | | | | |
| DECOBOSS- West Blacksea 2. Construction, Decoration and Furniture Fair | 1 | 20/9 | 23/9 | 4 500 | 4 500 | 0 | | | | 40 | 0 | 4 | 4 | T/P | 47 682 | 0 | 263 | 16 | 5 | |
| Farmers' Fairs - West Blacksea 3. Food Agriculture and Animal Breeding Fair | 1 | 27/9 | 30/9 | 3 600 | 3 600 | 0 | | | | 80 | 0 | 5 | 5 | T/P | 62 456 | 0 | 264 | 16 | 1 | |
| Zurich (CH) | | | | | | | | | | | | | | | | | | | | |
| Auto Zürich Car Show / Autotecnica | 1 | 8/11 | 11/11 | 29 000 | 29 000 | | | | | 221 | | | | T/P | 56 110 | | 82 | | 16 | |
| Bauen & Modernisieren | 1 | 6/9 | 9/9 | 22 300 | 22 300 | | | | | 320 | | | | T/P | 21 648 | | 787 | | 5 | |
| Beauty Forum Swiss | 1 | 3/3 | 4/3 | 7 680 | 7 680 | | | | | 116 | | | | T/P | 9 200 | | 361 | | 14 | |
| Berufsmesse Zürich | 1 | 20/11 | 24/11 | 10 000 | 10 000 | | | | | 120 | 0 | | | T/P | 55 203 | | 492 | | 8 | |
| CREATIVA Zürich | 1 | 27/9 | 30/9 | 2 588 | 2 588 | | | | | 68 | 8 | | | T/P | 20 000 | | 492 | | 3 | |
| Criterion | 1 | 6/4 | 8/4 | 4 000 | 4 000 | | | | | 123 | 2 | | | T/P | 7 874 | | 492 | | 3 | |
| ExpoHorse | 1 | 30/11 | 2/12 | 6 000 | 6 000 | | | | | 130 | | | | T/P | 8 000 | | 439 | | 1 | |
| Extasia | 1 | 27/4 | 29/4 | 4 710 | 4 710 | | | | | 40 | | | | T/P | 7 400 | | 4 | | 3 | |
| Fespo | 1 | 25/1 | 29/1 | 19 800 | 19 800 | | | | | 350 | | | | T/P | 65 000 | | 276 | | 3 | |
| Fest- und Hochzeitsmesse Zürich | 1 | 6/1 | 7/1 | 11 520 | 11 520 | | | | | 261 | | | | T/P | 7 500 | | 567 | | 3 | |
| Giardina | 1 | 14/3 | 18/3 | 30 000 | 30 000 | | | | | 304 | 45 | | | T/P | 67 000 | | 492 | | 3 | |
| IFAS | 2 | 23/10 | 26/10 | 27 000 | 27 000 | | | | | 401 | 2 | | | T/P | 15 966 | | 492 | | 22 | |
| Lebenskraft | 1 | 3/5 | 6/5 | 2 565 | 2 565 | | | | | 153 | | | | T/P | 5 100 | | 442 | | 22 | |
| Maintenance Schweiz | 1 | 7/2 | 8/2 | 7 800 | 7 800 | | | | | 140 | | | | T/P | 2 350 | | 201 | | 5 | |
| Mercedes CSI | 1 | 26/1 | 27/1 | 4 500 | 4 500 | | | | | 41 | | | | T/P | 18 000 | | 164 | | 1 | |
| Omaris Zürich | 1 | 14/1 | 16/1 | 20 000 | 20 000 | | | | | 309 | | | | T/P | 9 894 | | 100 | | 3 | |
| Personal Swiss / Talentpro | 1 | 17/4 | 18/4 | 7 680 | 7 680 | | | | | 282 | | | | T/P | 4 193 | | 109 | | 8 | |
| Powertage | 2 | 5/6 | 7/6 | 6 572 | 6 572 | | | | | 183 | 15 | | | T/P | 2 278 | | 492 | | 19 | |
| Slow Food Market | 1 | 16/11 | 18/11 | 3 840 | 3 840 | | | | | 226 | | | | T/P | 10 000 | | 245 | | 2 | |
| SuisseEMEX | 1 | 28/8 | 29/8 | 14 000 | 14 000 | | | | | 260 | | | | T/P | 10 000 | | 226 | | 4 | |
| Swiss Online Marketing / Dialog-Marketing-Messe / IT-Expo.ch / Swiss E-Business Expo | 1 | 18/4 | 19/4 | 2 565 | 2 565 | | | | | 80 | | | | T/P | 2 251 | | 109 | | 4 | |
| SWISS-MOTO / SWISS-CUSTOM | 1 | 22/2 | 25/2 | 27 000 | 27 000 | | | | | 220 | 36 | | | T/P | 71 993 | | 492 | | 16 | |
| TopSoft | 1 | 28/8 | 29/8 | 3 780 | 3 780 | | | | | 85 | | | | T/P | 3 000 | | 661 | | 21 | |
| VeggieWorld | 1 | 29/9 | 1/10 | 1 863 | 1 863 | | | | | 56 | | | | T/P | | | 771 | | 2 | |
| Verpackungsmessen Schweiz | 1 | 11/4 | 12/4 | 15 360 | 15 360 | | | | | 230 | | | | T/P | 4 600 | | 197 | | 11 | |
| Vorsorge Symposium | 2 | 6/6 | 7/6 | 5 760 | 5 760 | | | | | 117 | | | | T/P | 2 414 | | 768 | | 4 | |
| WIR Messe Zürich | 1 | 22/11 | 25/11 | 10 000 | 10 000 | | | | | 154 | | | | T/P | 8 500 | | 774 | | 4 | |
| Zurich Game Show | 1 | 14/9 | 17/9 | 27 000 | 27 000 | | | | | 300 | | | | T/P | 27 000 | | 790 | | 3 | |
| Züspa | 1 | 21/9 | 30/9 | 30 000 | 30 000 | | | | | 347 | 21 | | | T/P | 87 800 | | 492 | | 27 | |

(*) Please refer to each national definition given at the beginning of the report