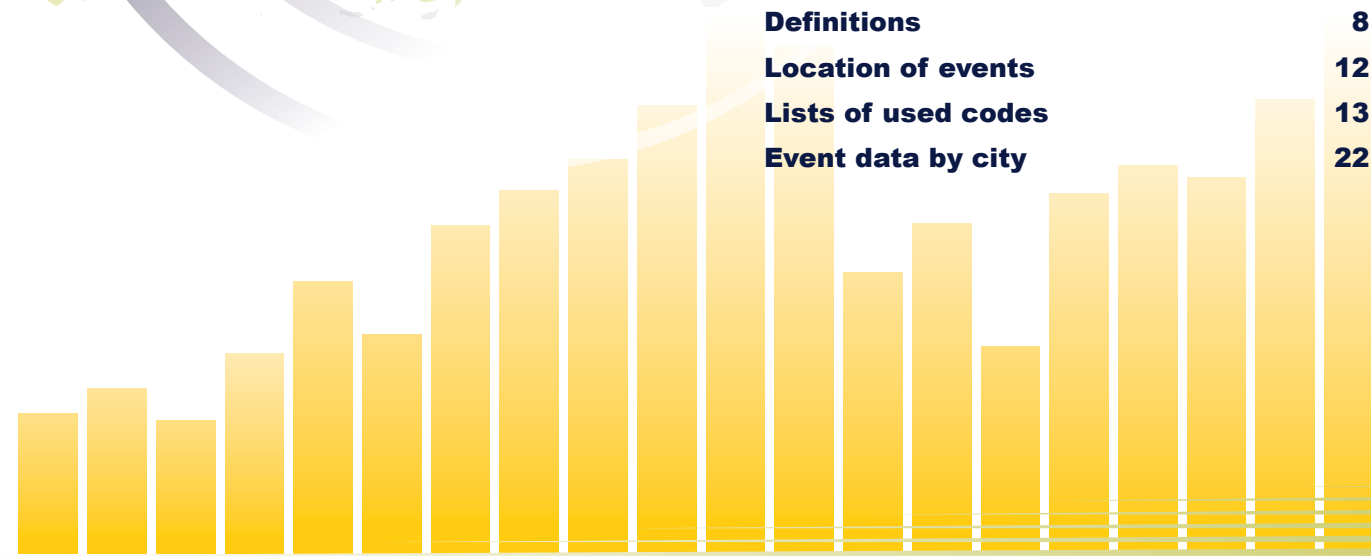


Euro Fair Statistics 2019



Euro Fair Statistics 2019



Facts about Euro Fair Statistics	4
Introduction	5
UFI message	6
Definitions	8
Location of events	12
Lists of used codes	13
Event data by city	22

Certified Key Figures of Exhibitions in Europe

- Austria*
- Croatia*
- Czech Republic*
- Finland*
- France*
- Germany*
- Hungary*
- Italy*
- Moldavia*
- Monaco*
- Poland*
- Portugal*
- Romania*
- Russia*
- Slovenia*
- Spain*
- Sweden*
- Switzerland*
- The Netherlands*
- Turkey*
- Ukraine*

FACTS ABOUT EURO FAIR STATISTICS

The 2019 edition contains the certified statistics of 2 416 exhibitions from the following 21 countries*:

Austria (AT)	14	Portugal (P)	27
Croatia (HR)	3	Romania (RO)	7
Czech Republic (CZ)	23	Russia (RU)	114
Finland (SF)	72	Slovenia (SLO)	1
France (F)	373	Spain (E)	354
Germany (D)	183	Sweden (S)	11
Hungary (HU)	16	Switzerland (CH)	98
Italy (I)	339	The Netherlands (NL)	96
Moldavia (MD)	1	Turkey (TR)	476
Monaco (MC)	1	Ukraine (UA)	18
Poland (PL)	189		

(* Only events that could show a minimum set of data were taken into consideration)

At these events, organized by 803 organisers, a total of 643 738 exhibitors, 70 (69.98) million visitors and 25.5 million square metres of rented space were registered.

34% of the exhibitions were addressed to trade visitors, 29% to public visitors and 37% to both target groups. UFI estimates that the certified events present in this report represents, in 2019, around 55% of the European exhibition market in terms of net space rented.

The breakdown of all the events by industry sector (provided by each partner) is presented in the table on the right. As almost 8% of all events had more than one industry sector mentioned, the cumulated % of the number of events reaches 111%.

Industry sector (UFI code)	Rented space		Number of events	
	sqm	%		%
Leisure, Hobby, Entertainment (3)	3 592 453	14%	423	18%
Agriculture, Forestry, Fishery (1)	2 661 005	10%	210	9%
Food and Beverage, Hospitality (2)	2 630 153	10%	224	9%
Engineering, Industrial, Manufacturing, Machines, Instruments, Hardware (19)	2 065 998	8%	138	6%
General (27)	1 974 440	8%	149	6%
Construction, Infrastructure (5)	1 948 724	8%	127	5%
Furniture, Interior design (12)	1 760 076	7%	121	5%
Textiles, Apparel, Fashion (25)	1 622 948	6%	181	8%
Automobiles, Motorcycles (16)	1 538 872	6%	84	4%
Education (8)	1 047 914	4%	124	5%
Health, Medical Equipment (22)	945 800	4%	81	3%
Premium, Household, Gifts, Toys (13)	922 303	4%	59	2%
Transport, Logistics, Maritime (26)	750 460	3%	52	2%
Travel (6)	739 028	3%	72	3%
IT and Telecommunications (21)	651 409	3%	70	3%
Beauty, Cosmetics (14)	648 152	3%	56	2%
Business Services, retail (4)	593 620	2%	130	5%
Electronics, Components (18)	497 950	2%	43	2%
Environmental Protection (10)	472 828	2%	46	2%
Jewelry, Watch & Accessories (24)	466 655	2%	57	2%
Chemistry (17)	396 912	2%	29	1%
Energy, Oil, Gas (9)	379 530	1%	50	2%
Security, Fire Safety, Defense (7)	368 997	1%	34	1%
Aviation, Aerospace (20)	182 394	less than 1%	9	less than 1%
Printing, Packaging (11)	164 166	less than 1%	20	less than 1%
Real Estate (15)	118 052	less than 1%	46	2%
Optics (23)	81 386	less than 1%	5	less than 1%

INTRODUCTION

Exhibitions play a vital role in today's business world.

It is therefore of fundamental importance that customers have access to reliable exhibition data.

This report includes the data provided by the 13 bodies mentioned below who certify that the statistics contained in this report have been issued according to the definitions outlined hereafter.

Further information is available by contacting each organization directly (contact details are provided on page 7).



Maurizio Danese
Chairman of the Italian Exhibition and
Trade Fair Association, Rimini, Italy



Xabier Basañez Llantada
President of AFE, Spain



Juha Rahko
Chairman of The Association of Trade Fair
and Event Organisers, Finland



Pedro Aleixo Dias
BDO & Associados, Portugal



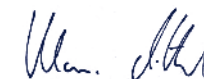
Przemyslaw Trawa
Chairman of CENTREX
Budapest, Hungary



Riemer Rijpkema
Director of CLC-VECTA Centrum voor Live
Communication, The Netherlands



Eugen Bruner
EXPO EVENT
Swiss LiveCom Association



Klaus Dittrich
President of FKM, Germany



Sergey Voronkov
President of the Russian Union
of Exhibitions and Fairs, Russia



Benedikt Binder-Krieglstein
President of FKM Austria



Mikael Jansson
President of SFC,
Sweden



Olivier Roux
Président UNIMEV, France



Cengiz Delibaş
Deputy Secretary General,
UC CET, Turkey

UFI MESSAGE

UFI, the Global Association of the Exhibition Industry is happy to present the eleventh UFI edition of this report.

Our goal is continuously to develop the geographical scope of this project and an important step was taken six years ago with the inclusion of certified data, in addition to audited data.

Due to the different levels of development and global diversity, methods may vary slightly from country to country but all the national bodies who have taken part in this study guarantee the quality of the statistics they have provided.

UFI strongly believes that auditing should, wherever possible, be done in a consistent manner to make figures comparable and audited events are identified as such in this report with the name of the auditor.

UFI continues to play an important role in developing a basic minimum standard for the industry including the publication and implementation of "UFI's Auditing Rules for UFI Approved Events". The latter are identified in the report.*

If you have any questions or comments, please contact Eleonora Robuschi at research@ufi.org.

Paris, November 2020

Kai Hattendorf
UFI Managing Director / CEO



() The "UFI Approved Event" label is given to exhibitions organized by UFI members after a quality assessment. In 2020, UFI approves around 1,000 events.*



UFI is the leading global association of the world's tradeshow organisers and exhibition centre operators, as well as the major national and international exhibition associations, and selected partners of the exhibition industry.

UFI's main goal is to represent, promote and support the business interests of its members and the exhibition industry. UFI directly represents around 50,000 exhibition industry employees globally, and also works closely with its 60 national and regional associations members. Almost 800 member organisations in 83 countries and regions around the world are presently signed up as members.

Around 1000 international trade fairs proudly bear the UFI approved label, a quality guarantee for visitors and exhibitors alike.

UFI members continue to provide the international business community with a unique marketing media aimed at developing outstanding face-to-face business opportunities.

UFI Headquarters

17 rue Louise Michel
92300 Levallois-Perret, France
+33 (0)1 46 39 75 00

www.ufi.org

THE FIGURES LISTED IN THIS REPORT HAVE BEEN PROVIDED BY:

AEFI – Associazione Esposizioni e Fiere italiane

Via Emilia, 155 47921 Rimini, Italy
+39 (0541) 744 229
info@aefi.it
www.aefi.it

AFE - Asociación de Ferias Españolas

CAMARA DE COMERCIO DE ESPAÑA
C/ Ribera del Loira 12
Primera Planta
E-28042 Madrid, Spain
+ 34 680214893
jpuchalt@afe.es
www.afe.es

Association for Voluntary Control of Fair Statistics (FKM-Austria)

Messeplatz 1
A-1021 Vienna, Austria
+43 (1) 72 72 00
info@messe.at
www.messe.at

BDO & Associados

Avenida da Republica 50–10°
P-1069-211 Lisbon, Portugal
+351 2 17 99 04 20
Pedro.Dias@bdo.pt
www.bdo.pt

CENTREX – International Exhibition Statistics Union

Albertirsai út 10.
H-1101 Budapest, Hungary
+36 30 619 7646, +36 30 948 5124
info@centrexstat.org
www.centrexstat.org

CLC-VECTA

De Corridor 5C
3621 ZA Breukelen
The Netherlands
+31 (0)346 - 352 444
info@clcvecta.nl
www.clcvecta.nl

EXPO EVENT Swiss LiveCom Association

Kapellenstrasse 14
CH - 3001 Bern
+41 58 796 99 54
info@expo-event.ch
www.expo-event.ch

Russian Union of Exhibitions and Fairs (RUEF)

64/1, lit.A, 1H Peterburgskoye SH
ST. Petersburg
196140, Russia
+7 962 505 73 36
info@ruef.ru
www.ruef.ru

Scandinavian Fair Control (SFC)

Elmiavägen 11
S-554 54 Jönköping
+46 36 34 62 30
info@fairlink.se
www.fairlink.se

Society for Voluntary Control of Fair and Exhibition Statistics (FKM)

Littenstrasse 9
10179 Berlin, Germany
+49 (30) 2 40 00-0
info@fkm.de
www.fkm.de

The Association of Trade Fair and Event Organisers

c/o Messukeskus, Helsinki Expo and Convention Center
P.O.Box 21, FI-00521 Helsinki, Finland
+358 40 450 3250
Reija.kononen@messukeskus.com
<https://messutsuomessa.fi/>

UNIMEV – OJS department (France)

11, Rue Friant
F-75014 Paris, France
+33 (1) 53 90 20 12
ojs@unimev.fr
www.ojs.fr

Union of Chambers and Commodity Exchanges of Turkey (UC CET)

Dumlupınar Bulvarı No:252 (Eskişehir Yolu 9. Km.)
06530 / Ankara, Turkey
+90 (312) 218 22 82
info@tobb.org.tr
www.tobb.org.tr

DEFINITIONS

AFE **Spanish Trade Fair Association (Spain)**

Space

The exhibition space is divided into indoor and outdoor areas and it is also divided into Spanish and foreign exhibitors. Special exhibitions (other participations) include special exhibitions and demonstrations related to the theme of the exhibition but it is independent of the exhibitors' area. All those figures are considered as net exhibition space.

Exhibitors

Direct exhibitors: Exhibitors who occupy their own stands and receive and pay directly the invoices of the organiser of the exhibition. Indirect exhibitors (or represented firms): Exhibitors who do not have their own stands but present their products in stands of direct exhibitors. In the case of collective or grouped participation, the different exhibitors are considered direct when they occupy an area of at least 9 m². Exhibitors occupying less than 9 m² are considered indirect.

Visitors

Identified visitors: number of visitors (visits) who go into the exhibition and whose data are managed and kept by the organiser. Other tickets: these figures include sold tickets and controlled invitations that allow the access to the exhibition and their use can be verified. Total visitors are the identified visitors plus other tickets.

BDO & Associados **(Portugal)**

Space

The total rented space includes both hall space and open-air space contracted by the exhibitors, whether it is paid or unpaid, and it corresponds to the number of square meters effectively occupied by them.

The rented space is divided into national and foreign in accordance with the exhibitor classification.

Exhibitors

The main exhibitor is the entity contracting directly with the organiser. Co-exhibitor is the entity which presents its products/services on the main exhibitor's stand with its own staff.

A represented company is one who is not present with their own staff, and whose products or services are present on a main exhibitor's or co-exhibitor's stand. These represented companies are excluded from the calculation of the total number of exhibitors.

Visitors

Any person entering the fair/trade show during its official opening hours who presents at control access either a ticket or a card proving payment on the entrance fee or an invitation card is considered as visitor. Visitors exclude the staff of exhibitors, services providers and organisers.

The visitor whose address is located in another European or Third country is considered as foreign visitor.

An additional visit, to be verified as made on a different day from the first visit is considered as a repeat visit.

The figures presented in the Euro Fair Statistics brochure concern the number of total visits: total number of visitors plus the total number of repeat visits.

CENTREX (Bulgaria, Czech Republic, Hungary, Poland, Romania & Ukraine)

Space

The rented space is divided up in hall space and open-air space which is rented / contracted by exhibitors.

International incorporates space rented by foreign and multinational companies.

Exhibitors

An exhibitor with his own stand (direct exhibitor) is one who occupies a stand for his company receives the bill from the exhibition organiser and settles it directly. A represented firm (indirect exhibitor) is one who does not have a stand of his own, but presents his products on a stand of a direct exhibitor. Co-exhibitors at an exhibitor's stand or participants at a collective stand are also considered as exhibitors for statistical purposes if they exhibit their own goods employing their own personnel on the exhibitor's stand or at a common stand organised by a collective stand organiser and their autonomy can be undoubtedly recognized even without physical separation. These companies are considered as exhibitors regardless that the invoice is being issued on the exhibitor's or on a collective stand organiser. The nature of the participation and the identity of each exhibitor at the stand should be very clear from the application form sent to the exhibition organiser.

Nationality of the exhibitor/co-exhibitor: foreign exhibitors and multinational companies are integrated under heading as international exhibitors (as well as space).

Visitors

The number of visitors is calculated on evidence. The number of paying visitors is established through financial evidence: number of sold tickets (prepaid or on the spot) and number of tickets/entry passes paid by the exhibitor or a third party. Visitors with paid passes for a given period are calculated on the basis of a financially reasonable minimum number of uses of the pass. 4 visitors are counted for each family ticket sold. For persons arriving with vouchers, registration cards or similar valid free passes, tickets can be counted as visitors only if evidence is available.

The number of foreign visitors is established either by tickets sold through special pre-registration means, or filled in-registration cards with evidence of the foreign origin of the visitor or through representative visitor surveys.

DEFINITIONS

CLC-VECTA (The Netherlands)

Space

Net exhibition space: sum of booth space and any space utilized by the organiser for features that have a direct relation to the theme of the exhibition.

Exhibitors

Exhibitor entity that displays products or services accepted by the organiser, with personnel present at the exhibition, including main exhibitors and co-exhibitors.

Visitors

A visitor is a person who visits an event once or several times during the days when the event/ the trade fair ground is open for persons in possession of an entry ticket.

A visitor is:

- A person who obtained an entry ticket during the duration of the event.
- A person who obtained an entry ticket during the period of pre-registration and visited the event/ the trade fair ground at least once during the duration of the event.
- A person who obtained a complimentary entry ticket and visited the event/ the trade fair ground at least once during the duration of the event.
- A person who is in the possession of an annual season ticket and visited the event/ the trade fair ground at least once during the duration of the event.
- A person who is in the possession of a press ticket and visited the event/ the trade fair ground at least once during the duration of the event.

Exhibitor, organiser, service and personnel cards and passes are not counted.

EXPO EVENT Swiss LiveCom Association

Space

The space is divided into hall areas and open-air areas. This space is the surface occupied by the exhibitors and it also includes the "special show" areas utilized by the organiser for features which have a direct relation to the theme of the exhibition.

Exhibitors

Exhibitor entity that displays products or services accepted by the organiser, with personnel present at the exhibition, including main exhibitors and co-exhibitors.

Visitors

The attendance figure is calculated by counting the number of admissions to the exhibition. The number of admissions per day can for example be determined by using an electronic entry monitoring system ; admission of a visitor shall be counted a maximum of once per day.

FKM (Germany and some events in Italy)

Space

The exhibitor stand area is broken down according to hall space and outdoor exhibition space, as well as according to space rented by domestic or foreign exhibitors. Stands, display panels and demonstrations, which deal with the theme of an event comprehensively or specific aspects of it, independent of exhibitors, are treated as special shows.

Net exhibition space consists of the exhibitor stand area and space for special shows. Gross exhibition space consists of the net space plus the corresponding access and service areas.

Exhibitors

Companies or organizations, which offer goods or services via their personnel from their own exhibitor stand area, are counted as exhibitors.

Additionally represented firms are companies whose goods or services are offered by another exhibitor. The number of exhibitors may not include the figures for additionally represented firms.

Visitors

The visitor figures are calculated according to the number of entries to the trade fair centre. The number of entries per day can, on the one hand, be determined by an electronic visitor admission system, whereby a maximum of one entry is registered per day.

The attendance figure is calculated by counting the number of admissions to the exhibition grounds. The number of admissions per day can for example be determined by using an electronic entry monitoring system; admission of a visitor shall be counted a maximum of once per day.

Organisers who do not employ electronic entry monitoring systems must supply proof of admission by retaining the ticket counterfoils or through registrations. The counterfoils of tickets sold by the ticket offices need not be retained as the takings of the ticket offices shall serve as proof.

DEFINITIONS

FKM-Austria (Austria, Croatia & Slovenia)

Space

The total rented space of an event is based on the amount of space rented by the individual exhibitors. The amount of rented space is divided into hall areas and open-air areas, and is also differentiated between domestic and foreign exhibitors.

Exhibitors

Exhibitor figures are compiled from the number of companies who have rented an individual stand and who use their own personnel to promote goods or services. Represented firms are companies whose goods or services are offered by another exhibitor. The number of exhibitors may not be added to the number of represented firms.

Visitors

The number of visitors is based on the amount of entrance tickets sold or is based on an electronic registration system. One entrance per visitor per day is counted. Visitors buying a multiple entrance ticket can use the ticket on several days during the show (counting of entry is based on the ticket price – if the ticket costs 20 % more than the one day ticket, two visitors are counted). Complimentary tickets, exhibitor tickets, press tickets etc. have not been taken into consideration.

Free entrance tickets are counted if based on an electronic registration system and the registration includes the full address of the visitor.

FUTFO (Finland) & SFC (Sweden)

Space

The total rented space of an event refers to the area used by and paid for by the exhibitors. A distinction is made between hall space and open air space. Areas given free of charge to exhibitors are not counted.

Exhibitors

An exhibitor with his own stand (direct exhibitor) is one who has obtained a contract for an exhibition stand in its entirety, or who uses a specified, clearly delineated portion of an exhibition stand using his own personnel to promote goods or services.

A represented firm (indirect exhibitor) is one whose products or services are offered through a direct exhibitor. The number of exhibitors with their own stands may not be added to the number of represented firms, except when evident.

Visitors

The number of visitors is the sum of paid entries, invitation cards used, and other used tickets which can have been obtained by conference visitors who have had access to the trade fair grounds. A visitor who visits a trade fair over a period of many days is counted once a day. Exhibitor, press, service and personnel cards and passes are not counted.

ISFCERT SRL - Istituto di certificazione dati Statistici Fieristici (Italy)

Starting from 2013 ISFCERT is appointed by ACCREDIA (Italian body member of European cooperation for Accreditation) to audit events in accordance with ISO 25639 -2008 and ISO 17065-2012

Space

The rented space of a fair is the area effectively occupied by the exhibitors, invoiced and paid at the official price.

The space is divided up in hall space and open-air space and in area rented by Italian and foreign exhibitors.

Areas given free of charge to private exhibitors are not counted.

Exhibitors

An exhibitor with his own stand (direct exhibitor) is one who occupies a stand for his company, receives the invoice and pays it.

Exhibitor figures are divided up in Italian and foreign exhibitors.

A represented firm (indirect exhibitor) does not have a stand of his own, but is present in the stand of a direct exhibitor. He cannot be considered, if he does not pay the official fee for the participation.

Visitors

Any person entering a trade fair presenting a ticket or a card proving payment of the entrance fee, or an invitation card with a control slip is considered as a visitor.

Visitors admitted free of charge are counted only if they give elements for their qualification and identification.

Foreign visitors are counted only if their identification is possible.

Honorary cards, exhibitor, press and service cards and passes are not counted.

Permanent access cards are counted only once.

DEFINITIONS

RUEF - Russian Union of Exhibitions and Fairs (Russia, Moldavia and Ukraine)

Space

The total rented space includes both hall space and open-air exhibition space rented by domestic and foreign exhibitors.

The rented space is subdivided into national and foreign area in accordance with an exhibitor classification.

Exhibitors

The exhibitor figures include those companies who rented on any terms (paid or free of charge) an individual booth for the full period of an exhibition event and who used their own or employed personnel to promote goods and services. Exhibitors are considered both main and co-exhibitors.

A represented company is one that displays its goods and services on a main exhibitor's booth, without personnel present.

The number of exhibitors may not be added to the number of represented firms.

Visitors

Visitor figures are determined by an electronic or a non-electronic visitor control, as well as by a number of paid entry tickets and individual invitations collected at the entrance.

Speakers and participants of complimentary events (seminars, conferences, congresses etc.) can be added only if they were registered at the entrance and visited the exhibition event.

Honorary cards, administration personnel, exhibitors and press cards are not counted.

UC CET (Turkey)

Space

The total rented space includes both hall space and open-air space contracted by the exhibitors, and based on the amount of space rented by the individual exhibitors. It includes the space rented for both national and foreign exhibitors.

Exhibitors

Natural and legal persons who exhibit their services and products on a stand assigned by the organiser in accordance with the provisions of contract signed between organiser and exhibitor.

The organiser has to fill and send a form of fair result report whose example shall be determined by the Union together with fair catalogue, a copy of fair contract, insurance policy and a document showing all insurance premium has been paid, the name list of direct or indirect foreign participants for international fairs to the chamber/commodity exchanges to which it has made its fair organizing application. The form includes total participant number, the rate and number of the foreign participants among all participants, distribution of direct or indirect foreign participants according to countries, total stand area allocated to participants, stand area allocated to the foreigners and its rate among total area, the total number of visitors, the rate and number of foreign visitors among all visitors, distribution of foreign visitors according to the countries and general evaluations of the organiser regarding the fair.

Visitors

Visitor numbers are calculated according to the number of tickets sold, number of complimentary tickets or electronic count at the tourniquets.

UNIMEV – OJS department (France)

Space

The given figures refer to area (booth space) occupied by exhibitors and co-exhibitors whether it is paid or unpaid.

It corresponds to the number of square meters effectively occupied. It does not include in this case the area used for features in relation with the theme of the exhibition.

Exhibitors and co-exhibitors

The main exhibitor is the entity contracting directly with the organiser and presents its products/services with its own personnel.

Co-exhibitor is the entity which presents its products/services on the main exhibitor's stand under his trade mark with its own personnel.

Visitors

Any person entering the fair / trade show during its official opening hours who presents at control access either a ticket, or a card proving payment on the entrance fee or an invitation card with a numbered control slip is considered as visitor.

A journalist is counted as visitor. Visitors exclude the staff of exhibitors, exhibition centres, services providers and organisers' staff.

An additional visit, to be verified as made on a different day from the first visit is considered as a re-visit.

The visitor whose address is located in another European or third country is considered as foreign visitor.

The figures listed in the Euro Fair Statistics brochure concern the number of total visits: "visitors entries" is the total number of visitors admissions at the fair / trade show during its official opening hours.

LOCATIONS OF EVENTS



LISTS OF USED CODES (1/3): Interval year, Admission, Industry sectors

Interval year	
1	once a year
2	every other year
3	every 3 years
4	every 4 years
2x1	2x1 = twice a year
3x1	3x1 = 3 times a year
4x1	4x1 = 4 times a year
blank	not regular or not yet known (first time)

Space, exhibitors or visitors figures	
blank	not audited or not available
0	null

Admission	
T	trade (only)
P	public (only)
T/P	trade & public

Name of auditor	
blank	not audited but certified

1. Agriculture, Forestry, Fishery
Agriculture Horticulture Cattle Breeding Timber Fisheries Tobacco Fishing Viticulture Forestry
2. Food and Beverage, Hospitality
Bakery Equipment Hotel Beverage Meat Industry Beverage Processing Refrigeration Catering Restaurant Food Water Food Processing Wine
3. Leisure, Hobby, Entertainment
Animals Music Antiques Numismatics Arts Pet Supplies Bicycles Philately Bridal Photography Camping Radio Caravanning Senior (if referring to leisure) Entertainment Souvenirs Films Sporting Goods Gardening Swimming Pool Hobbies Tapestry Horse riding Tourism Hunting TV Leisure Wedding
4. Business Services, retail
Advertising Banking

Cleaning (if referring to services) Communication Finance Franchise Funeral Insurance Investments Legal Services Marketing Public Relations Publishing Storage Subcontracting
5. Construction, Infrastructure
Air Conditioning Architecture Building Construction Heating Paint Public Works Plumbing Stones Woodwork
6. Travel
Travel
7. Security, Fire Safety, Defense
Defense Protection Safety Security
8. Education
Books Career Development Education Nursery Schooling Training
9. Energy, Oil, Gas
Energy Gas Lighting Minerals Mining Offshore Oil Petrochemical
10. Environmental Protection
Environment Recycling Waste
11. Printing, Packaging
Calligraphy Graphics Packaging

Paper Printing Reprography
12. Furniture, Interior design
Furniture Furniture Production Interior Design Office Equipment
13. Premium, Household, Gifts, Toys
Ceramics Games Gifts Glassware Handicraft Household Equipment Houseware Tableware Toys
14. Beauty, Cosmetics
Beauty Cosmetics Perfumery
15. Real Estate
Housing Real Estate
16. Automobiles, Motorcycles
Automobile Motorcycles
17. Chemistry
Chemical Dye Industry Plastics Rubber
18. Electronics, Components
Electrical Equipment Electronics
19. Engineering, Industrial, Manufacturing, Machines, Instruments, Hardware
Assembly Automation Cables Capital Goods Cleaning (if referring to equipment) Control & Instrumentation Engineering Foundry Geology Industrial Equipment Laser Machine Tools Measurement Metallurgy Metalworking

Power Engineering Robotics Science Welding Wires
20. Aviation, Aerospace
Aerospace Aviation
21. IT and Telecommunications
Audio-Visual Broadcasting Computers and Softwares Informations Systems Multimedia New Technologies Sound Telecommunications
22. Health, Medical Equipment
Biotechnology Dentistry Disabled Aid Equipment Health Hygiene Medicine Pharmacy Sanitation Senior (if referring to health) Surgery Veterinary
23. Optics
Optics
24. Jewelry, Watch & Accessories
Jewellery Watches
25. Textiles, Apparel, Fashion
Clothing Fashion Leather Linen Lingerie Shoes Textiles
26. Transport, Logistics, Maritime
Boat Conveying Handling Equipment Logistics Marine Traffic Transport Trucks
27. General
Consumer Goods

LISTS OF USED CODES (2/3): List of auditors with their contact details

1 Artus GmbH

Innsbrucker Bundesstraße 73
5020 Salzburg, Austria
Phone: + 43 662 851 287 19
e-mail: c.richter@artus.at

2 BDO

Avenida da Republica 50-10°
P-1069-211 Lisbon, Portugal
Phone: +351 2 17 99 04 20
Fax: +351 2 17 99 04 39
e-mail: Pedro.Dias@bdo.pt

3 BDO LLC

201-203, Kharkivske Road
Kyiv, 02121, Ukraine
Tel.: +38 (044) 393 26 87, +38 (044) 393 26 88
Fax: +38 (044) 393 26 91
e-mail: bdo@bdo.kiev.ua

4 CENTREX

Albertirsai út 10
H-1101 Budapest, Hungary
Phone & Fax: +36 (1) 26 36 368
e-mail: info@centrexstat.org

5 Conference od Italian Regions and Autonomous Provinces

Viale Aldo Moro, 44
40127 Bologna, Regione Emilia-Romagna, Italy
Phone: +39 (051) 527 6534
Fax: +39 (051) 527 6512
e-mail: fquagliariello@regione.emilia-romagna.it

6 EXPOCERT

65 rue Colbert
92700 COLOMBES, France
Phone: +33 1 47 84 01 56
e-mail: contact@expocert.fr
www.expocert.fr

7 EXPO'STAT

33 rue Abel Hovelacque
75013 PARIS, France
Phone : +33 1 45 35 69 86
e-mail : cdasilva@expostat.com
www.exposat.com

8 FKM

Littenstrasse 9
D-10179 Berlin, Germany
Phone: +49 (30) 2 40 00-0
Fax: +49 (30) 2 40 00-3 40
e-mail: info@fkm.de
www.fkm.de

9 ISFCERT SRL

Via L. Vestri, 1
40128 Bologna, Italy
Phone: +39 (051) 745 9000
Fax: +39 (051) 745 9007
e-mail: info@isfcert.it

10 MADISON

C/ Proción, 7 Portal 1 - EDIFICIO AMÉRICA II
E-28023 Madrid, Spain
Phone : +34 90 260 25 55
e-mail: maite.sanmartin@madisonmk.com
website: www.madisonmk.com

11 MediaAuditFinland

Lönnrotinkatu 20 B
00120 Helsinki Finland
Phone: +358 40 358 9315
website: www.mediaauditfinland.fi

12 RussCom IT Systems

8, Aviamotornaya str.
111024 Moscow, Russia
Phone: +7 495 925 0433
Fax: +7 495/925 0432
e-mail: audit@auditexpo.ru

13 Scandinavian Fair Control (SFC)

Fairlink AB
Elmiavägen 11
S-554 54 Jönköping
Phone: +46 36 34 62 30
e-mail: info@fairlink.se
website: www.fairlink.se

14 TREVOR srl

Revisione e organizzazione contabile
Sede di Trento
Via Brennero N. 139, 38121 Trento (TN)
Phone: +39 0461 828 492
Fax: +39 0461 829 808
e-mail: trevor.tn@trevor.it
website: www.trevor.it

LISTS OF USED CODES (3/3): List of organisers

1	24 Saat Fuarçılık A.Ş.	47	Anfaş Antalya Fuarçılık İşletme ve Yatırım A.Ş.	91	AUXERREXPO
2	4M Fuar Organizasyon Tic. Ltd. Şti.	48	Antexpo Fuarçılık Hizmetleri Ltd. Şti.	92	AVEBIOM
3	A&TSAS DI LUCIANO MALGAROLI	49	APHV - ASSOCIATION POUR L'HISTOIRE VIVANTE	93	AVIASALON JSC
4	A.F.R.A. ASSOCIAZIONE RADIOAMATORI ABRUZZO	50	APVO	94	AVO
5	A.N.C.I. SERVIZI SRL	51	ARK Fuarçılık Dış Tic. Ltd.Şti.	95	AYUNTAMIENTO DE COCENTAINA
6	A151 SRL	52	ARON LOVE - PESCARA	96	Ayuntamiento de Las Palmas de Gran Canaria
7	A3 LOR	53	Art3F	97	AZIENDA SERVIZI TERRITORIALI S.P.A.
8	ABE - ADVANCED BUSINESS EVENTS	54	ARTESANTANDER / PALACIO	98	AZIENDA SPECIALE SANTA LUCIA FIERE
9	ABIES Fuar Hizmetleri Ltd. Şti.	55	Arti 2 Fuarçılık Ltd. Şti.	99	Bashkir Exhibition Company Ltd.
10	ACADEMIA ESPAÑOLA DE DERMATOLOGÍA Y VENEREOLOGÍA	56	Arti Fuarçılık Org. Ltd. Şti.	100	BEA S.R.L.
11	ACE Expo & Int. Federation of Bodybuilding	57	ARTISSIMA S.R.L.	101	BEAUTY IN
12	ACPT Fuarçılık A.Ş.	58	Artkim Fuarçılık Tic. A.Ş.	102	BEC_BILBAO EXHIBITION CENTRE
13	ACTIVA FRANCE	59	AS Fuarçılık Hizmetleri Tic. Ltd. Şti	103	Bellavita Expo Ltd.
14	Addimat	60	ASCONTEX PROMOZIONI SRL UNIPERSONALE	104	BERNEXPO AG
15	ADHESION GROUP	61	Asel Uluslararası Fuar Hizmetleri San ve Dış Tic. A.Ş.	105	Beta Fuarçılık Ltd. Şti.
16	Advanced Music	62	ASOCIACIÓN ASLAN	106	BEYOND EVENT SAS
17	ADVEL	63	Asociación Malagueña de Automoción	107	B-GEEK SRL
18	AEC	64	Asociación Vida Sana	108	Bileşim Yayıncılık Fuarçılık ve Tanıtım Hizm. San.Tic.A.Ş.
19	AFAG Messen und Ausstellungen GmbH	65	ASOFED	109	BIRP - GROUPE SOLUTIONS
20	afidamp SERVIZI Srl	66	Associació de Famílies Nombroses de Catalunya	110	Birseck Marketing GmbH
21	Age Global Fuarçılık Org. Ltd. Şti.	67	ASSOCIATION AQUITEC	111	Bizon Exhibition Companies Group LLC
22	AGENCE SAFYM	68	ASSOCIATION CANINE DU POITOU	112	Blickfang GmbH
23	Agencia de Innovación y Desarrollo de Andalucía (IDEA)	69	ASSOCIATION FESTICULTURE	113	BLU NAUTILUS S.R.L.
24	Agony Fuarçılık Ltd. Şti.	70	ASSOCIATION FOIRE DE LA HAUTE-SAVOIE MONT-BLANC (ROCHEXPO)	114	Boerding Exposition SA
25	AgriMesse	71	ASSOCIATION FRANCAISE DES DIABETIQUES	115	BOLOGNA MINERAL SERVICE S.P.A.
26	AIM ASSOCIATION	72	Association of Designers, Manufacturers and Suppliers of Personal Protective Equipment	116	BOLOGNAFIERE COSMOPROF SPA
27	AIMPES SERVIZI SRL	73	ASSOCIATION POITIERS COLLECTION PASSION	117	BOLOGNAFIERE SPA
28	AINTEREXPO	74	ASSOCIATION POUR LA PROMOTION ET LE DEVELOPPEMENT DE L'HABITAT - ALENCON	118	BONJOUR CARAVANING
29	Ajans Asya Fuarçılık Org. Ltd. Şti.	75	Association Swissexpo	119	bording Expositions SA.
30	Ajena	76	ASSOCIAZIONE CHIETI FIERE ONLUS	120	BOS SRL
31	Ajuntament de Barcelona	77	ASSOCIAZIONE CULTURALE TORINO, LA CITTA' DEL LIBRO	121	Bourse internationale aux armes Sàrl
32	Akare Fuarçılık A.Ş.	78	Associazione Culturale Tuaris	122	Boyut Fuarçılık Hizmet. Org. Ltd. Şti.
33	Akdeniz Reklamcılık ve Tanıtım Hizmetleri Tic. A.Ş.	79	ASSOCIAZIONE FIERA DEL FUNGO PORCINO DI ALBARETO	123	Brocante de Lausanne
34	Akort Tanıtım Organizasyon ve Fuarçılık Ltd. Şti.	80	Associazione Nazionale S.A.P.A.R	124	Business Event LLC
35	Aktüel Expo Uluslararası Fuarçılık Ltd. Şti.	81	ASSOCIAZIONE PRO LOCO SANT'AGATA FELTRIA	125	BVV TRADE FAIRS BRNO
36	AL.FIERE EVENTI S.R.L.	82	Associazione Tattoo Clean Ink	126	By Connect
37	ALEJOP	83	ASSOMAC SERVIZI SRL	127	C.C.I.A.A. DI ASTI
38	Alpe Management	84	ASSOSERVIZI BIELLA SRL	128	C³ Chemnitzer Veranstaltungszentren GmbH/o Messe Chemnitz
39	ALTFUELS SA.	85	ATELIERS D'ART DE FRANCE	129	CALCEUS
40	AMA Service GmbH	86	Atis Fuarçılık A.Ş.	130	CANSO WORLD, INC.
41	AMF ORGANISATION	87	Atlas Uluslar Arası Fuarçılık Reklam ve Organizasyon Ltd. Şti.	131	CARAVANAS CRUZ, S.L.U.
42	AMPHIBIA THROUGH THE LINE DI PORZIO STANISLAO	88	AUDE BUSINESS EVENTS, S.L.	132	CARPE DIEM SRL
43	Amsterdam Record Convention	89	Auto Zürich AG	133	CART'ARMATA SRL
44	ANABORAPI	90	AUVERGNE EVENTS - GL EVENTS	134	CCI DE LA ROCHELLE
45	ANCF (ASSOCIATION NATIONALE CIVAM FERMIER)			135	CCI DE TARBES ET DES HAUTES PYRENEES
46	ANEA			136	CCI DU GARD - Délégation Nîmes

LISTS OF USED CODES (3/3): List of organisers

137 CENTRAL DE COMTAS Y SERV. TOFESIONALES, S.A.	182 CONCEPTUM	228 EDITIONS LVA
138 CENTRE FRANCE EVENEMENTS	183 CONGRES ET EXPOSITIONS DE BORDEAUX	229 EDITRICE IL CAMPO SRL
139 CENTRO FIERA S.p.A.	184 Congress und Messe Innsbruck	230 EDRA SPA
140 CESENA FIERA SPA	185 CONSORZIO TECNO SCARL	231 EF-EM Uluslararası Fuar ve Org. Hiz. A.Ş.
141 CEU - CENTRO ESPOSIZIONI UCIMU SPA	186 COTE OUEST (Membre de LÉVÈNEMENT)	232 EF-International Ltd
142 CHAMBRE DE COMMERCE ET D'INDUSTRIE FRANCO-PORTUGAISE (CCIFP)	187 COTE SALONS	233 Efor Ege Fuarçılık Org. Ltd. Şti.
143 CHAMBRE DES METIERS ET DE L'ARTISANAT D'EURE ET LOIRE	188 Crain Communications Ltd.	234 Ege Fuarçılık Org. Rek. ve Yayın Ltd. Şti.
144 Chassot Concept SA	189 Creativitat Evidentevents	235 Eket Fuarçılık Tic. Ltd. Şti.
145 CHORUS SA	190 CREMONAFIERE S.P.A.	236 Eko MMI Fuarçılık Tic. Ltd. Şti.
146 Class Home Communication	191 Crocus International AO	237 EKS Fuarçılık A.Ş.
147 CLUB AMATEURS D'AUTOMOBILES ANCIENNES	192 CUCA LANDINEZ	238 Ekspoturk Fuarçılık Org. A.Ş.
148 CM Gipuzkoa	193 Çukurova Fuarçılık A.Ş.	239 El Consorci de la Zona Franca
149 CNR Ulusl. Fuarçılık ve Tic.A.Ş.	194 CYF Fuarçılık A.Ş.	240 ELIPSE INICIATIVAS, S.L.
150 COERCAN / PALACIO	195 DAC	241 Elit Fuarçılık Hizmetleri Ltd. Şti.
151 COLMAR EXPO SA	196 Daniel Ferrer Peralta	242 Elite Exhibitions
152 COMEXPOSIUM	197 Deko Fuarçılık Ltd. Şti.	243 Elka Fuarçılık Ltd. Şti.
153 COMEXPOSIUM SECURITY SAS	198 Demos Fuarçılık Organizasyon A.Ş.	244 Elmia
154 COMMUNAUTÉ EMMAÜS POITIERS	199 Design Miami Basel AG	245 EMMAÜS CHATELLERAULT - NAINTRÉ
155 COMMUNICA ORGANISATION	200 DESTINATION NANCY	246 EMMEPLUS DI MAURO NARDELLI
156 COMOCREA EXPO SRL	201 Detay Fuarçılık Org. Ve Tanıtım Hizmet. Ltd. Şti.	247 ENC Uluslararası Fuarçılık Hiz. San.Tic. Ltd. Şti
157 COMUNE DI ABBIATEGRASSO	202 Deutsche Messe AG	248 Encom
158 COMUNE DI ALBA	203 Deutsche Messe RUS	249 Encore Media Group Ltd.
159 COMUNE DI BORGIO SAN DALMAZZO	204 DG TURISMO EXTREMADURA	250 Enerji Fuarçılık Org. San. ve Tic. A.Ş.
160 COMUNE DI BRA	205 DIARIO MONTAÑÉS	251 ENTE FIERA DEI CASTELLI DI BELGIOIOSO E SARTIRANA
161 COMUNE DI CARMAGNOLA	206 DIJON CONGREXPO	252 ENTE FIERA DI FOGGIA
162 COMUNE DI CARRU	207 DiPtación Foral de GiPzkoa	253 ENTE FIERA NAZIONALE DEL TARTUFO BIANCO D'ALBA
163 COMUNE DI CASTELLAMONTE	208 DIPUTACIÓN DE SALAMANCA	254 ENTE FIERA PROMOBERG
164 COMUNE DI CAZZAGO SAN MARTINO	209 Diversified Communications	255 ENTE MANIFESTAZIONI
165 COMUNE DI CEVA	210 DIVULGAZIONE MANIFESTAZIONI PUBBLICITARIE SRL	256 Ente MOSTRA ARTIGIANATO ARTISTICO ABRUZZESE
166 COMUNE DI CHIERI	211 DLG Fuarçılık Ltd. Şti.	257 EPIEFTE SRL
167 COMUNE DI CUNEO	212 DLG Service GmbH	258 EQUIPE INTERNATIONAL SRL
168 Comune di Grottaferrata	213 DO.MO.ART. SRL	259 Espacio de Arte Contemporaneo Díez-Cascón Arquitectos
169 COMUNE DI LAGNASCO	214 Domino Fuarçılık A.Ş.	260 ESPECIALIZA-T
170 COMUNE DI MOMBERCCELLI	215 Dossodossi Fuarçılık A.Ş.	261 EST BOURGOGNE MEDIA
171 COMUNE DI MONCALVO	216 Duty Fuarçılık Ltd. Şti.	262 Euroexpo Ltd.
172 COMUNE DI MONTECHIARO D'ASTI	217 E Uluslararası Fuar ve Tanıtım Hizmetleri A.Ş.	263 EUROEXPO Messe- und Kongress-GmbH
173 COMUNE DI MURISENGO	218 E.A. FIERA DEL LEVANTE	264 EUROINDEX
174 COMUNE DI PIEA	219 E.I.C.M.A. SPA	265 Euronovios Aragón 2010, S.L.
175 COMUNE DI RIVALBA	220 E.T.A.I.	266 EUROPEAN RESPIRATORY SOCIETY – ERS
176 COMUNE DI ROVATO	221 Easy Fairs GmbH	267 EUROPEXPO
177 COMUNE DI SAN SEBASTIANO CURONE	222 Easy Fairs Switzerland	268 EUROVET
178 COMUNE DI TRISOBBIO	223 EASYFAIRS IBERIA, S.L.	269 EVENTI DI CARMINE NOTARO
179 COMUNE DI VIGONE	224 Easyfairs Netherlands	270 EVENTOPLUS MEDIOS S.L.
180 COMUNE DI VILLANOVA MONDOVI'	225 ECR Fuarçılık Ltd. Şti.	271 EVENTOS DEL MOTOR
181 COMUNIDAD DE MADRID	226 EDI.CER. SPA	272 EVENTUALL / PALACIO
	227 Editions Cosy	273 Eventus Organizasyon Fuarçılık ve Tic A.Ş.

LISTS OF USED CODES (3/3): List of organisers

274 EVIDENTEVENTS	319 Fespa Eurasia Fuarçılık A.Ş.	365 GL EVENTS PARC DES EXPOSITIONS DE METZ - METROPOLE
275 E-World	320 FEVAL_INSTITUCION FERIA DE EXTREMADURA	366 GL Platform Fuar Hizmetleri Ltd. Şti.
276 EXACTUS	321 FF EVENTS	367 GLOBAL ROBOT EXPO,S.L
277 Expo Communications BV	322 FICOPA_RECINTO FERIA DE GIPUZKOA	368 GlobalShoes Ltd.
278 EXPO CONSEIL	323 Ficomic	369 GMT Fuarçılık
279 Expo Master Fuar Kongre Tanıtım ve Tic. A.Ş.	324 FIERA DI FORLI' SPA	370 Godet Production
280 EXPO MAZURY	325 FIERA MILANO SPA	371 GORAL EXPO
281 Expocentre AO	326 FIERA MILLENARIA DI GONZAGA S.R.L.	372 Gospodarsko razstavisce d.o.o.
282 EXPOCINEGETICA, S.L.	327 FIERE & DINTORNI	373 Grand Chelem SA / Mariage.ch
283 EXPOCINQ	328 FIERE DI PARMA SPA	374 GREEN PROJECT SRLS
284 Expodesign Exhibition Company Ltd.	329 FIGURE DE STILL	375 GreenExpo Exhibition company Ltd.
285 EXPODRONICA S.L	330 FIHH	376 GROUPE AEF
286 Expolife Fuarçılık Ticaret A.Ş.	331 FIL	377 GROUPE STUDYRAMA
287 Expoline Fuarçılık Ltd. Şti.	332 Finnish Marine Industries Federation Finnboat	378 Grup Medya Fuarçılık Ltd. Şti.
288 Expolink Fuarçılık Hizmetleri Ticaret A.Ş.	333 FIRA DE BARCELONA	379 GRUPAMTP
289 Expoloji Uluslararası Fuarçılık Org..Tic. Ltd. Şti.	334 FIRENZE FIERA S.P.A.	380 GRUPO CORREO
290 Expomark Oy	335 Fivit Srl	381 Grupo Cosmobeelleza
291 EXPONANTES	336 Focus Fuar ve Kongre Yönetimi A.Ş.	382 GRUPO RANDOM COMUNICACIÓN, S.L.
292 Exponor	337 FOIRE DE BERE - CHATEAUBRIANT	383 GSMA Association
293 Expo-Park. Exhibition Projects Ltd.	338 FOIRE INTERNATIONALE DE CLERMONT-FERRAND COURNON	384 Gül Fuarçılık ve Organizasyon Ltd. Şti
294 EXPOS SALONS ANIMA	339 Fom Fuar Organizasyon Merkezi Aş.	385 Haliç Fuarçılık ve Etkinlik Hizmetleri A.Ş.
295 Expositam srl	340 FONDAZIONE AMLETO BERTONI	386 Hamburg Messe und Congress GmbH
296 EXPOSICIONES Y EVENTOS, S.L.	341 FORMINPROGRESS SRL	387 Hannover Fairs Turkey Fuarçılık A.Ş.
297 EXPOSIMA (GROUPE COMEXPOSIUM)	342 FRANCE CE ANNECY	388 Hannover Messe Ankiros Fuarçılık A.Ş.
298 Extasia	343 Freiburg Wirtschaft Touristik undMesse GmbH & Co. KG	389 Hannover Messe Sodeks Fuarçılık A.Ş.
299 Eylül Fuar Org. Sergi ve Panayır Ltd. Şti.	344 Frig Fuarçılık ve Org. Hizm. San. Ve Tic. Ltd. Şti.	390 Health & Beauty Marketing Swiss
300 F&S di Emanuela Cordioli	345 FSA Fuarçılık San. Ve Tic. Ltd. Şti.	391 Heinz Schoch
301 Fachausstellungen Heckmann GmbH	346 FUNDACIÓN PARA EL CONOCIMIENTO MADRID	392 Herbstmesse Solothurn
302 FACONAUTO	347 FYCMA_PALACIO DE FERIAS Y CONGRESOS DE MÁLAGA	393 HHB Fuar Organizasyon Reklam A.Ş.
303 FAMILY PROMOTION SARL	348 GALEXPO	394 HINTE GmbH
304 FantasyCon AG	349 Garda Trentino SpA	395 HIS Fuarçılık Hiz. Ltd. Şti.
305 Farexpo LLC	350 GEFI S.PA.	396 HKF Fuarçılık A.Ş.
306 FCI Fuarçılık A.Ş.	351 GEMEXPO SA	397 HUNGEXPO
307 FDHPA 17	352 Gestión de Eventos y Montajes SL	398 HYF Fuarçılık A.Ş.
308 Federal Fuar ve Kongre Yönetimi Ltd. Şti.	353 GHM Gesellschaft fürHandwerksmessen mbH	399 Hyve Expo International Ltd
309 FEDERATION FRANCAISE MÉDIÉVALE	354 GIE DISGROUPE	400 I saloni nautici Srl
310 FEDERLEGNO ARREDO EVENTI SPA	355 GL EVE SCARL	401 IBC
311 FEDERUNACOMA SURL	356 GL EVENTS - TOULOUSE EVENEMENTS	402 IBTA Iberian Business Travel Association
312 FEIRA INTERNACIONAL DE GALICIAABANCA	357 GL EVENTS EQUESTRIAN SPORT	403 ICE Ltd.
313 Feria Bebé S.L.	358 GL EVENTS EXHIBITIONS - LYON	404 IDEA PLUS SRL
314 FERIA DE VALLADOLID	359 GL EVENTS EXHIBITIONS - PARIS	405 IDEABIELLA
315 FERIA DE ZARAGOZA	360 GL EVENTS EXHIBITIONS - VILLENEUVE SUR LOT	406 IDEAL Connaissances
316 FERIA VALENCIA	361 GL Events Exhibitions Fuarçılık A.Ş.	407 IFA_INSTITUCION FERIA ALCANTINA
317 FERIASTURIAS - FERIA INTERNACIONAL DE MUESTRAS DE ASTURIAS / CÁMARA DE COMERCIO DE GIJÓN	362 GL EVENTS EXHIBITIONS LILLE	408 IFEBA_FERIA DE BADAJOZ
318 FERRARA FIERE CONGRESSI SRL	363 GL EVENTS EXHIBITIONS OPERATIONS - BREST	409 IFEMA_FERIA DE MADRID
	364 GL EVENTS ITALIA S.P.A.	410 IFEPA_PALACIO DE FERIAS Y EXPOSICIONES DE LA REGIÓN DE MURCIA

LISTS OF USED CODES (3/3): List of organisers

411 İFO İstanbul Fuar Hizmetleri A.Ş.	457 KIEV INT.CONTRACT FAIR	502 Marketing Centre «Expokhleб»
412 IFTSA _INSTITUCIÓN FERIAL DE TENERIFE	458 Kinold - Ausstellungsgesellschaft mbH	503 Marmara Tanıtım Fuarçılık Org. Rek. ve Tic. A.Ş.
413 İkon Fuarçılık Hizmetleri Ltd. Şti.	459 Kobi Fuarçılık Tanıtım ve Organizasyon Ltd. Şti.	504 Marmaris Fuarçılık Org. Halkla İlişkiler Ltd. Şti.
414 IL TARİ SCPA	460 KOELN PARMA EXHIBITION SRL	505 MASH MEDIA 2005
415 Illumination Lyon Magie	461 Koelnmesse GmbH	506 MCH Beaulieu Lausanne SA
416 Impact expo	462 KompetenzHaus GmbH, Neukirch	507 MCH Group
417 Indamat Gestión, S.L. - Grupo BDB	463 KORTRIJK XPO	508 MCI Fuarçılık Dış Ticaret Ltd. Şti.
418 INFECAR _INSTITUCIÓN FERIAL DE CANARIAS	464 KPK Events	509 MCI SUISSE S.A.
419 Info Uluslararası Fuar Tan. Org. A.Ş.	465 Kryon GmbH	510 MEDI Expo Ltd.
420 INFOPRO DIGITAL	466 Kuzbass Fair JSC	511 MEDIAPPOINT & COMMUNICATIONS SRL
421 INFOPROMOTIONS - GROUPE SOLUTIONS	467 L.E.O - LOIRE EVENEMENT ORGANISATION	512 Medya Fors Fuarçılık A.Ş.
422 Informa Exhibitions UK	468 LA ROCHELLE EVENEMENTS	513 Medya Trend Fuarçılık San. Ve Tic. Ltd. Şti.
423 Innova Camera	469 LA VOIX DU NORD	514 MEGACITE - SOCIETE D'EXPLOITATION DU CENTRE D'EXPOSITION ET DE CONGRES D'AMIENS METROPOLE
424 INNOVA NEXT	470 LA VOIX L'ETUDIANT SA	515 Memory Events B.V.
425 INPPS Fuarçılık Ltd. Şti.	471 Lahti Fair	516 Mesago Messe Frankfurt GmbH
426 Integrated Systems Events LLC	472 LAMAR DE EVENTOS	517 Messe Berlin GmbH
427 Interalia	473 LAMIRAUT	518 Messe Bozen AG
428 INTEREMTESAS	474 LANCIANOFIERA POLO FIERISTICO D'ABRUZZO	519 Messe Dortmund GmbH
429 Intergem Messe GmbH	475 Landesmesse Stuttgart GmbH	520 Messe Duesseldorf Moscow, OOO
430 International Fashion Fair İstanbul Moda Fuarçılık A.Ş.	476 LARIOFIERE	521 Messe Düsseldorf GmbH
431 INTERSERVIS	477 LE COLLECTIF DU CAFÉ - COMITÉ FRANÇAIS DU CAFÉ	522 Messe Erfurt GmbH
432 İpekyolu Uluslararası Fuarçılık Ltd. Şti.	478 LE GALEC SOCIETE COOPERATIVE GROUPEMENT D'ACHAT DES CENTRES E.LECLERC	523 Messe Essen GmbH
433 iStack Conferences Ltd	479 LE MONDIAL DU TATOUAGE	524 Messe Frankfurt Exhibition GmbH
434 İstanbul Eğitim Fuarları ve Tanıtım Ltd. Şti.	480 LE SCARABEE - ROANNE	525 MESSE FRANKFURT FRANCE S.A.S
435 İstanbul Fuarçılık A.Ş.	481 LEDO SPORTS&EVENTS, S.L.U.	526 Messe Frankfurt İstanbul Uluslararası Fuarçılık Ltd. Şti.
436 İstanbul Restate Fuar Org. A.Ş.	482 Leipziger Messe GmbH	527 MESSE FRANKFURT ITALIA SRL
437 ITALIAN EXHIBITION GROUP SPA	483 Leipziger Messe International GmbH	528 Messe Frankfurt RUS Ltd
438 ITE Group Plc / Premier Expo	484 LES EDITIONS SEBAN LESITEDUMARIAGE.COM	529 Messe Husum & Congress GmbH & Co. KG
439 ITMA SERVICES n.v	485 Life Media Fuarçılık A.Ş.	530 Messe München GmbH
440 İZFAŞ İzmir Fuarçılık Hizmet. Kültür ve Sanat İşleri. Tic.A.Ş	486 Likapa Fair Fuarçılık Ticaret Aş,	531 Messe Offenbach GmbH
441 İzgi Fuarçılık Ltd. Şti.	487 LINEAPELLE SRL	532 Messe Stuttgart Ares Fuarçılık Ltd. Şti.
442 Jaarbeurs Utrecht	488 LLOBREGAT LLUDIC	533 Messe- und Veranstaltungsgesellschaft Magdeburg GmbH (MVGM)
443 JBC SARL	489 Longarone Fiere srl	534 Messe Wächtersbach GmbH
444 JOINTO ENTERTAINMENT S.L.	490 Lsisco Fuarçılık Ltd. Şti	535 Messe Zug AG
445 JSC (JSC VDNH)	491 LXRY Media Group B.V.	536 Messen Weinfelden
446 Junior Fuarçılık Ltd. Şti.	492 M.SEVENTY.S.R.L.	537 Metal-Expo LLC
447 Junta de Andalucía	493 M3B GmbHMESSE BREMEN	538 METALIA GESTIÓN INTEGRAL, S.L.,
448 Jyväskylä Fair Ltd.	494 Mack Brooks Exhibitions Ltd.	539 METZ EVENEMENTS
449 KAIJU ENTERTAINMENT S.L.	495 MADE EVENTI SRL	540 MICROPOLIS - PARC DES EXPOSITIONS ET CONGRES DE BESANCON
450 Kalite Fuar Yapım A.Ş.	496 MADE IN STEEL SRL	541 MIDO SRL UNIPERSONALE
451 KALORIK	497 MADRID HORSE WEEK SL	542 MIFUR SRL
452 Karlsruhe Messe- und Kongress GmbH	498 MAGIQUES EVENEMENTS	543 Mineralien- u. Fossilienverein Sektion Basel und NWS
453 Kazanskaya Yarmarka JSC	499 Mala Gissona, BBB, Boulevard	544 Mir-Expo EC LLC
454 Kempten Messe- & Veranstaltungen-BetriebAllgäuer Festwoche	500 Malatya BelediYESi Fuarçılık Hizmet. Kültür ve Sanat Etkinlik. Tic. A.Ş.	545 MLBC Eurogroup, S.L.
455 KFA Fuarçılık Ltd. Şti.	501 MariNatal Group	546 MMI Eurasia Fuarçılık Ltd. Şti.
456 KIELCE TRADE FAIRS		

LISTS OF USED CODES (3/3): List of organisers

547 MOBILITY FOR BUSINESS	593 PARC DES EXPOSITIONS DE GRAND POITIERS	639 Reed Tüyap Fuarçılık A.Ş.
548 Modef Fuarçılık Ticaret Ltd. Şti.	594 Patika Tanıtım Fuar ve Sergi Org. Hizmet. A.Ş.	640 Referans Fuarçılık Org. Ve Tic. A.Ş.
549 Modefabriek B.V.	595 Peter Boss	641 REGIE GAYANT EXPO
550 MODENAFIERE SRL	596 PHARMINTECH SRL	642 Rem Fuar Sergi ve Panayır Tanıtım Ltd. Şti.
551 Moldexpo Int. Exbn. Center JSC	597 PHL SAS	643 Renkli Fuarçılık Ltd. Şti.
552 MONEV	598 Pİ Fuar A.Ş.	644 RESTAU'CO
553 Montgomery Events	599 PIACENZA EXPO SPA	645 RESTEC Exhibition Company Ltd
554 Mostra d'Oltremare	600 PICAFLOR SARL	646 RETRO Messen GmbH
555 MOTORPRESS IBÉRICA S.A.	601 Pin Fuarçılık Ltd. Şti.	647 Riva del Garda Fierecongressi S.p.A.
556 MTGSA	602 PITTI IMMAGINE SRL	648 RLP-Yarmarka Ltd.
557 MULHOUSE EXPO SAEML	603 PLANNER EXHIBITIONS, S.L.	649 ROMAFIERE Srl
558 MunichExpo Veranstaltungen GmbH	604 Platform Uluslararası Fuarçılık A.Ş.	650 ROMAGNA FIERE SRL
559 MURATOR EXPO	605 PLATINUM EVENTI E COMUNICAZIONE	651 ROMEXPO
560 MVK LLC	606 POMONA KEEPERS, S.L.	652 Rönesans Fuarçılık ve Yayıncılık A.Ş.
561 NAONED INK TATTOO	607 Pordenone Fiere spa	653 Rooster Sworkshop
562 NAP Fuarçılık Ltd. Şti.	608 Pozitif Fuarçılık A.Ş.	654 Rotterdam Ahoy
563 NATURALLY	609 Private Label Manufacturers Association	655 ROUEN EXPO EVENEMENTS
564 NBAA/EBAA	610 PRO LOCO DI BORGOFranco SUL PO	656 RusJewellerExpert
565 Network Fuarçılık Ltd. Şti.	611 Proaktif Fuarçılık Ltd. Şti	657 S.I.TE.X. S.P.A.
566 NEXT BUSINESS EXHIBITIONS S.L	612 Pro-Arts Iniciativas artísticas SL	658 S.O.G.E.O. S.R.L.
567 NICEXPO	613 Progetca S.r.l.	659 SAFI
568 NIVEXPO	614 PROMOTEC SRL	660 SAFIM MARSEILLE
569 Nizhegorodskaya Yarmarka All-Russia JSC	615 PROMUNIDI SRL	661 SAINT BRIEUC EXPO CONGRES
570 Nolia	616 PROPOSTE S.R.L.	662 SAINT-ETIENNE EVENEMENTS (GL EVENTS)
571 Nord Finland Fair	617 Provada B.V.	663 Sanoma Media Netherlands B.V.
572 NORMAND'EXPO - LE HAVRE	618 PTG	664 SAVOIEXPO - CHAMBERY
573 NOWY ADRES	619 PUBBLIVELA SRL	665 SCA - Sociedad Canina de Aragón
574 NUOVA FIERA DEL LEVANTE SRL	620 Pucés du design.ch	666 SEA ACUSTICA
575 NürnbergMesse GmbH	621 PUZZLE CENTRE	667 SEAE (Société d'Encouragement à l'Agriculture et à l'Elevage)
576 OFFICINA EVENTI SRLS	622 QUICKFairs srl	668 SECECAM
577 OK EVENTOS	623 Quillfair	669 Sedef Fuar ve Kongre Hizmetleri San. ve Tic. A.Ş.
578 Olma Messen	624 Radicofani, S.L.	670 SEI SRL
579 Olma Messen St. Gallen	625 RAI Amsterdam B.V.	671 Sektörel Fuarçılık A.Ş.
580 OMC SCRL	626 RAI Events	672 SENAF SRL
581 Onderneming & Kunst	627 RAM Regio Ausstellungs GmbH	673 SENIOR ITALIA FEDERANZIANI
582 ONISEP TOULOUSE	628 RAM Regio Ausstellungs GmbH Erfurt	674 SEQC / Step Exhibitions Ltd
583 ORGANISATION FHRA	629 RDS EXPO SRL	675 Sereks Fuarçılık Tan. Ve Org. Hiz. Tic. Ltd. Şti
584 Orgtechcentre Interoptorg JSC	630 REAL SOCIEDAD CANINA DE MURCIA	676 Show Fuarçılık Ltd. Şti.
585 Orion Fuarçılık ve Tanıtım Hizmetleri A.Ş.	631 REALE SEGUROS MADRID FUSION	677 Showlink
586 ORLEANS VAL DE LOIRE EVENEMENTS	632 RECONAL EDICIONES	678 Showmasters Ltd.
587 PACIFICO	633 Reed Exhibitions Deutschland GmbH	679 SIAE (SALON INTERNATIONAL DE L'AERONAUTIQUE ET DE L'ESPACE)
588 PADOVA HALL SPA	634 REED EXHIBITIONS ITALIA S.R.L.	680 Sinerji Expo Fuarçılık San. ve Tic. Ltd. Şti.
589 PALACIO DE EXPOSICIONES Y CONGRESOS DE SANTANDER	635 REED EXPOSITIONS FRANCE	681 Sinerji Uluslararası Fuarçılık Ltd. Şti.
590 Palexpo	636 Reed Messe Salzburg GmbH	682 Sky Fuarçılık A.Ş.
591 PAP EVENEMENTS SARL	637 Reed Messe Wien GmbH	683 SMAU SERVIZI SRL
592 Parantez Uluslararası Fuar Yapım A.Ş.	638 Reed Travel Exhibitions	684 SNS Fuarçılık Org. Tic. Ltd. Şti.

LISTS OF USED CODES (3/3): List of organisers

685 Soc. Valenciana Fomento Razas Caninas
686 SOCIEDAD CANINA
687 SOCIEDAD CANINA DE ALICANTE
688 Sociedad Canina de la Costa del Sol
689 SOCIEDAD ESPAÑOLA DE SENOLOGÍA Y PATOLOGÍA MAMARIA
690 SOCIETE DU SALON D'AUTOMNE
691 SOGOFIF
692 SOLUTIONGROUPS SRL
693 SOMEXPO
694 SOUD – Sochi Exhibitions Ltd.
695 Soysal Fuarçılık Tan. Org. Ltd. Şti.
696 SPACE
697 SPAS Expo
698 SPAS ORGANISATION
699 Spielwarenmesse eG
700 SPL OCCITANIE EVENTS
701 SPORTAIR
702 ST Alternatif Fuarçılık ve Organizasyon Tic. Ltd. Şti.
703 STANDING EVENTS
704 Start Fuarçılık ve Organizasyon Ltd. Şti.
705 Stockholmsmässan
706 STRASBOURG EVENEMENTS
707 Study Expo Fuarçılık A.Ş.
708 Super Car Sunday B.V.
709 SUPERSTUDIO GROUP S.R.L.
710 Tampere Trade Fairs Ltd.
711 TARBES EXPO PYRENEES CONGRES
712 TARGI LUBLIN
713 TARGI W KRAKOWIE
714 Tarsus Turkey Fuarçılık A.Ş.
715 Tattoo expo NL
716 TDK Fuarçılık Org. Ltd. Şti.
717 Tema Fuarçılık A.Ş.
718 TENDANCES
719 Termin Fuarçılık Ltd. Şti.
720 TERRAPINN
721 Textilexpo JSC
722 TFY SRL
723 TG Ekspo Uluslararası Fuarçılık A.Ş.
724 The Eworld Team S.L.
725 The Exhibition of Achievements of National Economy
726 The Finnish Fair Corporation
727 The Finnish Housing Fair Co-op Organisation
728 The İstanbul Expo Uluslararası Fuar ve Kongre Organizasyon Hizmetleri A.Ş.
729 The Wine & Food Association
730 THERA CONSEIL
731 Think Event Marketing (Tobacco Events) Ltd.

732 Thor Expo Fuarçılık Hizmet. A.Ş.
733 Thun-Expo
734 Tipworld GmbH
735 Tisséade
736 together ag
737 TOGOURMET, S.A.
738 TOURS EVENEMENTS
739 Tre M Srl
740 Trend İstanbul Fuar ve Org. Hiz. A.Ş.
741 Turab Fuarçılık Reklam Organizasyon Hizmetleri A.Ş.
742 Tureks Uluslararası Fuarçılık A.Ş.
743 Turismo 90, s.L.
744 Turizm Medya Grubu Fuarçılık A.Ş.
745 Türk Dış Hekimleri Birliği Fuar ve Org. Ltd. Şti.
746 Turkel Fair Organizations Inc.
747 Türkel Fuarçılık A.Ş.
748 Turku Fair Center Ltd.
749 TÜRSAB Fuarçılık Hizmetleri Tic.A.Ş.
750 Tüyap Adana Fuarçılık A.Ş.
751 Tüyap Anadolu Fuarları A.Ş.
752 Tüyap Bursa Fuarçılık A.Ş.
753 Tüyap Fuar ve Fuarçılık Hizmetleri A.Ş.
754 Tüyap İhtisas Fuarları A.Ş.
755 Tüyap Konya Fuarçılık A.Ş.
756 Tüyap Tüm Fuarçılık Yapım A.Ş.
757 UBM ICC Fuarçılık ve Organizasyon Tic. A.Ş.
758 UBM NTSR Fuar ve Gösteri Hizmetleri A.Ş.
759 UBM Rotaforte Uluslararası Fuarçılık A.Ş.
760 UCIA EXPOS SAS - CHALONS-EN-CHAMPAGNE
761 Ulusal Fuarçılık Org.Tic.Ltd.Şti.
762 UNIONE ITALIANA VINI SERVIZI SOC. COOP
763 uniquecom ag
764 UPMARKET Srl
765 Urban Line Concept
766 Vakıf Fuarçılık Rek. Yay. Tanıtım Org. Tic. Ltd. Şti.
767 Vape Conventions & Events
768 VAPEXPO FRANCE
769 VAV Fuarçılık Ltd. Şti.
770 VBUFFARD-ORGANISATIONS
771 VDRK - Verband der Rohr- undKanal-Technik-Unternehmen e.V.
772 VERDUN EXPO MEUSE
773 Verein DeutscherWerkzeugmaschinenfabriken e.V. (VDW)
774 Veronafiore spa
775 Vestiyer Akademi Eğitim ve Fuarçılık Tic. Ltd. Şti.
776 VGROUPE SRL
777 Via Fuarçılık A.Ş.
778 VIAJES EL CORTE INGLÉS

779 VIAJES PACIFICO
780 VIGNERONS INDEPENDANTS DE FRANCE
781 Villanova Infinito S.L.
782 Vinoforum Eventi S.r.l.
783 VITRUM SRL
784 Voli Fuar Hizmetleri A.Ş.
785 V-TRADE EXHIBITIONS
786 WasteBuild
787 WINDEUROPE
788 WIR Messe Zürich AG
789 World Bulk Wine Exhibition S.L.
790 WORLD BUSINESS FORUM MADRID
791 WSN DEVELOPPEMENT
792 XPO Fuarçılık Ltd.Şti
793 XPO KORTRIJK ORGANIZACIONES ESPAÑA
794 Xpo Messe Kontakt Schweiz
795 Yem Fuarçılık A.Ş.
796 Yugorskiye Kontrakty Regional Exbn. Center JSC
797 Zagreber Messe GmbH
798 Zestemotion Sàrl
799 ZIAD
800 ZT Fachmessen
801 Zümrüt Fuarçılık Tan. Org. San. Ve Tic. Ltd. Şti.
802 Zurich Game Show
803 Zurich Marató

CITIES WITH EVENTS IN 2019, BY COUNTRY

page n°

Austria	
Innsbruck	43
Salzburg	80
Vienna	90
Croatia	
Zagreb	90
Czech Republic	
Brno	31
Finland	
Helsinki	43
Hyvinkää	43
Jyväskylä	51
Kokkola	54
Kouvola	55
Kuopio	55
Lahti	56
Oulu	73
Rovaniemi	79
Seinäjoki	81
Tampere	84
Turku	86
France	
Aix-En-Provence	22
Alençon	22
Ales	22
Amiens	22
Anncy	24
Antibes	25
Auxerre	25
Avignon	25
Besançon	29
Beziers	29
Biarritz	29
Bordeaux	30
Bourg-en-Bresse	31
Brest	31
Caen	33
Cannes	33
Chalons en Champagne	33
Chalon-sur-Saone	34
Chambéry	34
Chartres	34
Chateaubriant	34
Chatellerault	34
Clermont-Ferrand	34
Colmar	34
Compiègne	34
Dijon	35
Douai	36
La Grande Motte	55
La Rochelle	56
La Roche-sur-Foron	56
Le Bourget	57
Le Havre	57
Le Mans	57
Lille	58

Limoges	58
Lisieux	59
Lorient	59
Lyon	60
Macon	60
Marseille	64
Metz	64
Montbéliard	66
Montpellier	66
Mulhouse	69
Nancy	70
Nantes	70
Nevers	70
Nice	71
Nîmes	71
Niort	71
Orleans	73
Paris	73
Pau	75
Perpignan	75
Poitiers	75
Quimper	77
Reims	77
Rennes	77
Roanne	78
Rouen	79
Saint Aignan sur Cher	80
Saint-Amand Montrond	80
Saint-Brieuc	79
Saint-Etienne	79
Saint-Malo	80
Strasbourg	82
Tarbes	84
Toulouse	85
Tours	85
Valence	87
Vannes	89
Verdun	89
Vertou	89
Germany	
Augsburg	25
Berlin	28
Bremen	31
Chemnitz	34
Dortmund	36
Dresden	36
Düsseldorf	36
Erfurt	38
Essen	38
Frankfurt/Main	39
Hamburg	41
Hannover	42
Husum	43
Idar-Oberstein	43
Karlsruhe	51
Kassel	51

Kempten	52
Köln	54
Leipzig	57
Magdeburg	63
Mainz	63
München	69
Nürnberg	71
Offenbach	72
Rosenheim	79
Stuttgart	83
Wächtersbach	90
Hungary	
Budapest	32
Debrecen	35
Italy	
Abbiategrosso	22
Alba	22
Albaretto	22
Arezzo	25
Asti	25
Bari	27
Belgioioso	28
Bergamo	28
Bologna	29
Bolzano	30
Borgo San Dalmazzo	31
Borgofranco Sul Po	31
Bra	31
Brunico	31
Carmagnola	33
Carrù	33
Castellamonte	33
Cazzago San Martino	33
Cernobbio	33
Ceva	33
Chieri	34
Chieti	34
Cremona	35
Cuneo	35
Erba	38
Ferrara	38
Firenze	39
Foggia	39
Forlì	39
Genova	41
Gonzaga	41
Düsseldorf	41
Guardagrele	41
Lagnasco	56
Lecce	57
Longarone	59
Marcianise	64
Milano	64
Modena	66
Mombercelli	66
Moncalvo	66
Montechiaro d'Asti	66

Montesilvano	66
Montichiari	66
Murisegno	70
Napoli	70
Padova	73
Pescara	75
Piacenza	75
Piea	75
Pordenone	76
Ravenna	77
Reggio Emilia	77
Rimini	78
Riva Del Garda	78
Rivalba	78
Roma	78
Rovato	79
Saluzzo	80
San Ferdinando Di Puglia	80
San Sebastiano Curone	80
Santa Lucia Di Piave	81
Sant'Agata Feltria	81
Savigliano	81
Taranto	84
Torino	85
Travagliato	86
Trisobbio	86
Verona	89
Vicenza	89
Vigone	90
Villanova Mondovì	90
Moldavia	
Chisinau	34
Monaco	
Monaco	66
Poland	
Bielsko Biala	29
Bydgoszcz	33
Gdansk	40
Gdynia	40
Gliwice	41
Karpacz	51
Katowice	51
Kielce	52
Krakow	55
Lódz	59
Lublin	59
Ostróda	73
Poznan	76
Sosnowiec	82
Warsaw	90
Wilkowice	90
Wroclaw	90
Portugal	
Lisbon	58
Porto	72

Romania	
Bucharest	31
Russia	
Ekaterinburg	37
Kazan	52
Khanty-Mansiysk	52
Krasnodar	55
Moscow	67
Nizhny Novgorod	71
Novokuznetsk	71
Sochi	82
St.Petersburg	82
Ufa	86
Slovenia	
Ljubljana	59
Spain	
Badajoz	26
Barcelona	26
Bilbao	29
Ciudad Real	34
Cocentaina / Alicante	34
Don Benito / Badajoz	35
Elche / Alicante	37
Irun / Gipuzkoa	43
Las Palmas De Gran Canaria	56
Madrid	60
Málaga	63
Salamanca	80
Santa Cruz De Tenerife	81
Santander	81
Silleda / Pontevedra	81
Torre Pacheco / Murcia	85
Valencia	87
Valladolid	88
Zaragoza	90
Sweden	
Jönköping	51
Stockholm	82
Umeå	86
Switzerland	
Basel	27
Bem	28
Geneva	40
Lausanne	56
Saint Gall	79
Solothurn	82
Thun	84
Weinfelden	90
Zug	91
Zurich	91
The Netherlands	
Amsterdam	23
Gorinchem	41
Hardenberg	42
Rotterdam Ahoy	79

Utrecht	86
Venray	89
Turkey	
Adana	22
Adiyaman	22
Afyonkarahisar	22
Ankara	23
Antalya	24
Aydin	26
Balikesir	26
Batman	28
Bolu	30
Burdur	32
Bursa	32
Çanakkale	33
Çorum	34
Denizli	35
Diyarbakir	35
Düzce	37
Edirne	37
Elazığ	37
Erzurum	38
Eskişehir	38
Gaziantep	39
Hatay	42
Isparta	44
Istanbul	44
İzmir	50
Kahramanmaraş	51
Kastamonu	51
Kayseri	52
Kırklareli	54
Kocaeli	54
Konya	55
Kütahya	55
Malatya	63
Manisa	63
Mardin	64
Mersin	64
Muğla	68
Niğde	71
Ordu	72
Osmaniye	73
Sakarya	80
Samsun	80
Şanlıurfa	81
Sivas	82
Tekirdağ	84
Tokat	84
Uşak	86
Van	88
Yozgat	90
Zonguldak	91
Ukraine	
Kiev	53
Lviv	60

2019 EVENTS BY CITY

	Interval Year	Opening date	Closing date	Space					Exhibitors					Visitors/Visits (*)			Organiser	Auditor	Industry sector	
				Total	Rented Space (sq.m)		Open air		from ... countries	Total	Foreign/ International (*)	Represented firms		Admission for Trade/Public	Total	Foreign/ International (*)				
					Total	Foreign/ International (*)	Total	Foreign/ International (*)				Total	Foreign/ International (*)							
Abbiategrosso (I)																				
ABBIATEGUSTO	1	29/11	1/12	2 200	2 200	200	0	0	2	79	2	0	0	P	30 300	0	157	5	2	
Adana (TR)																				
Adana Agriculture Fair 13th International Stockbreeding, Poultry and Dairy Industry Fair	1	5/11	9/11	10 673	10 673	27			2	175	2		21	T/P	44 625	2 246	193 750	14	8	
Çukurova 12th Book Fair	1	5/1	13/1	2 400	2 400	0				120			0	T/P	420 000	0	193 750	14	1	
Çukurova 12th Furniture-Decoration Fair	1	1/10	6/10	1 400	1 400	0				58			0	T/P	110 820	0	193 750	14	1	
2nd Adana University Preference Exhibition	1	22/7	22/7	2 100	2 100	0				41			0	T/P	1 760	198	235	14	5	
Beauty Life EXPO	1	14/11	17/11	1 960	1 960	0				26			0	T/P	23 340	0	704	14	5	
FITLIFE EXPO	1	14/11	17/11	3 459	3 459	302			10	126	30		0	T/P	4 140	1 018	704	14	10	
Adana 13th Greenhouse-Garden Fair 2019	1	5/11	9/11	6 343	6 343	161			6	111	6		9	T/P	44 625	2 246	750	14	14	
Adana Construction 2019 13th Construction Technologies, Construction and Works Machinery, Infrastructure Fair	1	13/2	17/2	4 575	4 575	0			1	173			1	T/P	363 575	0	750	14	1	
Adana IHS 2019 12th Heating, Cooling, Air Conditioning, Natural Gas Technology, Installation and Insulation Fair	1	13/2	17/2	11 252	11 252	0				188			0	T/P	26 424	1 150	750	14	8	
Gourmet 2019 12.Çukurova Food and Regional Tastes Fair	1	25/4	28/4	1 000	1 000	312			6	25	6		4	T/P	1 200	100	750	14	12	
Adana Urban 2019 11.Municipality Necesseties, Urban Furnishings, Landscaping And Sport Facilities Fair	1	13/2	17/2	12 898	12 898	326			10	245	15		4	T/P	10 326	2 272	750	14	12	
Çukurava 2nd Wood Processing Machines Fair 2019	1	10/4	14/4	2 865	2 865	0				56			0	T/P	36 855	0	750	14	3	
Çukurova 2nd Furniture Related Industry Fair	1	10/4	14/4	2 500	2 500	40			5	124	5		0	T/P	12 630	1 460	750	14	2	
Adiyaman (TR)																				
Adiyaman Food, Regional Products, Souvenirs, Handmade Products Fair	1	18/10	27/10	20 198	20 198	714			6	222	14		0	T/P	21 372	5 338	513	14	2	
Food, Agriculture and Stockbreeding Fair	1	17/4	21/4	1 464	1 464	0				29			0	T/P	1 229	332	513	14	1	
Afyonkarahisar (TR)																				
2nd Afyonkarahisar Book Fair	1	12/4	21/4	67 137	67 137	868			6	528	36		0	T/P	122 516	38 816	59	14	8	
Aix-En-Provence (F)																				
FRANCE CE - AIX EN PROVENCE	1	5/3	5/3	404	404	4	0	0	2	78	1	0	0	T	305	0	152	7	4	
Alba (I)																				
FIERA NAZIONALE VINUM	1	25/4	1/5	2 000	800	0	1 200	0	1	440	0	0	0	P	22 000	8 000	253	5	1	
FIERA INTERNAZIONALE DEL TARTUFO BIANCO D'ALBA	1	5/10	24/11	1 650	0	0	1 650	0	1	100	0	0	0	T/P	150 500	65 000	158	5	2	
Albaretto (I)																				
FIERA NAZIONALE DEL FUNGO PORCINO DI ALBARETO	1	4/10	6/10	4 300	1 300	0	3 000	0	1	15	0	13	0	P	7 462	0	79	5	2, 27	
Alençon (F)																				
HABITAT - ALENCON	1	11/10	13/10	2 015	2 015	0	0	0	1	105	0	0	0	P	8 279	0	74	6	12	
Ales (F)																				
HABITAT - ALES	1	27/9	30/9	4 440	4 440	0	0	0	1	175	0	0	0	P	13 289	0	294	6	12	
Amiens (F)																				
A TOI DE JOUER - AMIENS	1	15/3	17/3	1 056	1 056	0	0	0	1	53	0	15	0	P	4 992	0	514		13	
ANTIQUAIRES - AMIENS	1	1/2	3/2	490	490	0	0	0	1	33	0	0	0	P	2 970	0	688	7	3	
CHOCOLAT ET GOURMANDISES - AMIENS	1	16/3	18/3	516	516	0	0	0	1	37	0	0	0	P	7 492	0	514		2	
FOIRE - AMIENS	1	1/6	10/6	7 310	4 050	0	3 260	0	1	234	0	0	0	P	35 866	0	514	7	27	
FORME BEAUTÉ ET BIEN ÊTRE - AMIENS	1	15/11	17/11	396	396	0	0	0	1	44	0	0	0	P	2 354	0	514		14	

(*) Please refer to each national definition given at the beginning of the report

2019 EVENTS BY CITY

	Interval Year	Opening date	Closing date	Space						Exhibitors				Visitors/Visits (*)		Organiser	Auditor	Industry sector	
				Total	Rented Space (sq.m)		Open air		from ... countries	Total	Foreign/ International (*)	Represented firms		Admission for Trade/Public	Total				Foreign/ International (*)
					Total	Foreign/ International (*)	Total	Foreign/ International (*)				Total	Foreign/ International (*)						
SALONS CE AMIENS	1	8/10	9/10	276	276	6	0	0	2	42	1	0	0	T	407	0	152	7	4
Amsterdam (NL)																			
Platen en CD beurs januari 2019	2x1	19/1	19/1	262	262	39				103	35			P	1 272	0	43		21
Platen en CD beurs september 2019	2x1	21/9	21/9	167	167	67				103	35			P	1 050	150	43		5, 10, 19
Bellavita Expo 2019	1	7/1	9/1	2 000	2 000	1 600				180	130			T	2 500	0	103		2
Plastics Recycling Show Europe 2019	1	10/4	11/4	2 000	2 000	1 250			10	120	110			T	2 100	1 600	188		3
Commercial UAV Expo Europe 2019	1	9/4	10/4	1 500	1 500	900			12	51	49			T	1 000	800	209		21
IoT Tech Expo 2019	1	19/6	20/6	3 000	3 000	2 500			15	220	210			T	6 600	6 600	249		4, 8
IBC2019	1	13/9	17/9	57 551	57 551	46 616			150	1 259	1 020			T	56 390	56 390	401		2
ISE 2019	1	5/2	8/2	51 600	51 600	46 580				1 301	1 200			T	81 269	63 431	426		10, 21
Masters of LXRY 2019	1	12/12	16/12	20 000	20 000	500			5	450	30			P	55 000	10 000	491		1, 26
De Nationale Carrièrebeurs 2019	1	5/4	6/4	2 500	2 500	0				95	0			P	9 300	0	515		5
MODEFABRIEK JANUARI 2019	2x1	20/1	21/1	12 500	12 500	1 500				450	50			T	16 000	0	549		21
MODEFABRIEK JULI 2019	2x1	8/7	9/7	13 000	13 000	1 300				364	50			T	13 000	0	549		2
Independent Hotel Show 2019 (IHS)	1	8/5	9/5	2 033	2 033	1 000				150	130			T	2 500	1 000	553		26
KunSTRAI 2019	1	17/4	22/4	2 905	2 905	200			3	90	10			P	16 500	0	581		21
PLMA 2019	1	21/5	22/5	44 000	44 000	40 000			120	2 700	2 400			T	15 000	15 000	609		18, 21
PROVADA 2019	1	4/6	6/6	11 000	11 000	300			4	274	10			T	25 000	2 000	617		3
HISWA Amsterdam Boat Show 2019	1	6/3	10/3	13 000	13 000	300				220	10			P	35 029	200	625		3, 14, 27, 24
Huishoudbeurs 2019	1	16/2	24/2	10 105	10 105	250				289	5			P	200 194	0	625		19, 26
Negenmaandenbeurs 2019	1	20/2	24/2	6 632	6 632	685				210	17			P		0	625		25
SuperYacht Pavilion at METSTRADE 2019	1	19/11	21/11	4 860	4 860	4 228			22	339	293			T		17 088	625		25
Amsterdam Drone Week 2019	1	4/12	6/12	490	490	246			6	26	15			T	3 127	918	626		18, 19, 21
Aquatech Amsterdam 2019	2	5/11	8/11	23 252	23 252	14 330			47	960	828			T	23 000	15 190	626		10
GreenTech 2019	1	11/6	13/6	11 000	11 000	4 500			38	450	250			T	12 676	6 957	626		3
METSTRADE 2019	1	19/11	21/11	22 822	22 822	19 855			51	1 271	1 106			T	26 052	17 088	626		3
Rematec 2019	2	23/6	25/6	5 680	5 680	5 214			45	214	197			T	3 096	2 537	626		2, 4, 14
vt wonen&design beurs 2019	1	1/10	6/10	7 091	7 091	729			5	193	15			P	94 500	0	663		15
Comic Con Europe 2019	1	31/8	1/9	6 000	6 000	0				100	50			P	6 000	3 000	678		19
International Amsterdam Motor Show 2019	1	3/4	7/4	15 140	15 140	12 718				70	11			P	35 000	0	708		19, 26
The Amsterdam Tattoo Convention 2019	1	25/10	27/10	4 000	4 000	2 500			10	100	60			P	4 500	0	715		4
Gastronomie 2019	1	13/10	14/10	600	600	60			4	65	5			T	1 500	100	729		14
TabExpo 2019	1	12/11	14/11	3 831	3 831	3 000			20	100	90			T	3 000	5 000	731		27
WasteBuild 2019	2	5/12	6/12	174	174	22			3	16	4			T	1 500	282	786		10
World Bulk Wine Exhibition 2019	1	2/12	3/12	2 000	2 000	2 000			22	250	250			T	4 000	4 000	789		2
Ankara (TR)																			
3th Livestock, Animal Production Technology, Milk and Feed Industry Fair	1	26/9	29/9	3 067	3 067	0				58			23	T/P	4 405	379	419	14	8
3th Seeds and Arboriculture Fair	1	26/9	29/9	1 896	1 896	0				72			6	T/P	9 358	840	419	14	10
4. International Roads, Bridges and Tunnels Fair	1	9/10	11/10	15 889	15 889	0			27	99			33	T/P	33 611	765	51, 508	14	1
4. Trade Fair For Hotel, Restaurant, Cafe, Bar Equipment, Food and Beverage	1	7/3	10/3	3 118	3 118	287			13	58	6		6	T/P	32 795	293	532	14	18
42th Book And Culture Fair	1	16/5	31/5	25 452	25 452	678			13	343	32		225	T/P	84 732	5 265	766	14	8
5. Securitex Eurasia 2019	1	11/4	14/4	10 088	10 088	346			6	176	11		1	T/P	9 568	2 971	194	14	8
5rd Ankara Education And Career Fair	1	14/11	15/11	1 100	1 100	210				31	5		6	T/P	3 200	520	235	14	1
5th Ankara University Preference Exhibition	1	23/7	24/7	475	475	0				23			0	T/P	25 577	65	235	14	8
7. Mosque Construction Equipment exhibition	1	13/6	16/6	1 629	1 629	0				42			0	T/P	26 577	65	611	14	8
Agrotec 2019 23.International Agriculture Fair	1	26/9	29/9	6 856	6 856	580			10	116	24		16	T/P	10 246	2 514	419	14	9

(*) Please refer to each national definition given at the beginning of the report

2019 EVENTS BY CITY

	Interval Year	Opening date	Closing date	Space				Exhibitors				Visitors/Visits (*)				Organiser	Auditor	Industry sector		
				Rented Space (sq.m)			Open air		Exhibitors with their own stands		Represented firms		Admission for Trade/Public	Total						
				Total	Halls		Total	Foreign/ International (*)	from ... countries	Total	Foreign/ International (*)	Total		Foreign/ International (*)	Total				Foreign/ International (*)	
					Total	Foreign/ International (*)							Foreign/ International (*)							
Akare Study Abroad Fairs	1	13/3	13/3	3 623	3 623	0				116			0	T/P	28 560	310	32	14	1	
Akare Study Abroad Fairs	1	16/10	16/10	4 774	4 774	408				21	155	19		20	T/P	15 523	796	32	14	5
Ankara Wedding&Events Fair	1	12/12	15/12	11 000	11 000	0					125				T/P	175 000	0	398	14	14
Art Ankara 5. International Contemporary Art Fair	1	13/3	17/3	38 798	38 798	534				7	301	22		0	T/P	91 502	18 358	86	14	7
Beauty & Care 2019 - 31th Beauty & care, Professional Cozmetics and Hair, Spa & Wellness Products & Equipment Fair	1	26/9	29/9	10 000	10 000	0					180			0	T/P	600 000	0	723	14	10
Book Fair	1	15/2	24/2	5 934	5 934	882				13	131	34		0	T/P	4 843	1 480	299	14	27
Book Fair	1	18/10	27/10	10 100	10 100	0				4	167			4	T/P	11 060	1 086	642	14	10
Citytech 13.International Municipal and Environment Fair	1	7/11	9/11	14 226	14 226	54				2	141	6		50	T/P	99 231	2 983	419	14	1
EIF 2019 12th International Energy Congress and Fair	1	6/11	8/11	2 400	2 400	0					47			0	T/P	4 337	251	214	14	5
Farmers' Fair - İç Anadolu Agriculture, Agricultural Equipments, Livestock Fair	1	2/5	5/5	1 875	1 875	0					61			0	T/P	21 600	0	288	14	8
Flora Garden 4th Landscaping and Garden Furniture Fair	1	7/11	9/11	750	750	40					22	2		8	T/P	3 420	520	419	14	3
Geographical Indications products	1	19/9	21/9	2 100	2 100	0					36			0	T/P	37 528	0	486	14	8
Handicraft and Traditional Products Expo	1	1/2	10/2	7 750	7 750	95				4	109	4		6	T/P	14 700	820	642	14	21
IBAKTECH Trade Fair for Bakery, Pastry Machines, Ice Cream, Chocolate and Technologies IBAKTECH Ankara	1	7/3	10/3	2 350	2 350	0					82			0	T/P	40 112	0	532	14	8
IEFT Foreign Education Fairs Of Turkey	1	24/2	24/2	14 674	14 674	0					131			29	T/P	183 540	68	434	14	13
IEFT Foreign Education Fairs Of Turkey	1	21/10	21/10	10 100	10 100	0					80			0	T/P	11 060	1 086	434	14	2
Isaf Exclusive Exhibition and Conference	1	13/3	15/3	2 500	2 500	500				31	225	50		0	T/P	120 000	0	503	14	7
I-TECH	1	14/6	16/6	286	286	0					25			0	T/P	25 577	65	393	14	3
Smart Building Technologies and Electrical Systems Fair	1	21/11	23/11	410	410	0					20			0	T/P	950	520	55	14	2
Studyexpo Language and Summer Schools Fair	1	26/2	26/2	19 021	19 021	2 081				55	1 201	171		0	T/P	41 561	3 310	707	14	3
Studyexpo Secondary and Higher Education Fair	1	19/11	19/11	400	400	0					20			4	T/P	1 100	520	707	14	27
Su-Tek 3th Water and water technology Fair	1	7/11	9/11	800	800	0					22			0	T/P	1 500	520	419	14	27
Technology and Efficiency Trade Fair	1	31/10	3/11	14 507	14 507	129				25	194	10		58	T/P	11 054	1 256	486	14	8
Travelexpo Ankara 4. International Tourism and Travel Fair	1	14/11	17/11	2 910	2 910	520					44	13		6	T/P	5 750	520	86	14	8
Turkey Cooperative Fair	1	5/12	8/12	320	320	0					20			0	T/P	950	520	398	14	8
Water Management, Potable Water and Irrigation Systems, Water Loss Control and Technologies Fair	1	9/10	11/10	3 429	3 429	0					136			0	T/P	218 000	0	508	14	21
Annecey (F)																				
CHASSE ET PÊCHE - AMIENS	1	2/3	3/3	6 518	6 518	0	0	0		1	60	0	0	0	P	6 066	0	514		6
FRANCE CE ANNECY	1	1/10	1/10	356	356	10	0	0		2	71	1	0	0	T	304	0	342	7	4
Antalya (TR)																				
10.Antalya Book Fair	1	11/10	20/10	720	720	665				20	85	78		0	T/P	2 500	0	562	14	8
11. Yapex Restoration, Heritage, and Protection Exhibition	1	6/11	8/11	1 200	1 200	0				25	160	146		0	T/P	10 000	0	33	14	10
15.International Dossodossi Fashion Show Fair	1	11/6	16/6	1 355	1 355	857				24	140	76		0	T/P	2 500	395	215	14	25
27.International Yapex Building Materials, Construction Technology, Building Renovation and Restoration Trade Fair	1	13/11	16/11	1 554	1 554	130				16	132	11		48	T/P	850	399	33	14	5
2th FIFEX Football Industry Forum and Exhibition	1	11/1	13/1	17 000	17 000	0					130			22	T/P	83 000	1 300	306	14	3

(*) Please refer to each national definition given at the beginning of the report

2019 EVENTS BY CITY

	Interval Year	Opening date	Closing date	Space						Exhibitors					Visitors/Visits (*)			Organiser	Auditor	Industry sector
				Total	Rented Space (sq.m)		Open air		from ... countries	Total	Foreign/International (*)	Represented firms		Admission for Trade/Public	Total	Foreign/International (*)				
					Total	Foreign/International (*)	Total	Foreign/International (*)				Total	Foreign/International (*)							
3rd Antalya Education And Career Fair	1	19/12	20/12	25 725	25 725	498			18	319	25		33	T/P	68 440	12 376	235	14	8	
3rd Antalya University Preference Exhibition	1	27/7	27/7	10 540	10 540	0				79			17	T/P	176 460	45	235	14	8	
8. Mosque Construction Equipment exhibition	1	17/10	20/10	2 386	2 386	225			6	78	16		30	T/P	1 860	247	611	14	5	
Allturex'19 Alternative Tourism Campaign Motorcycle and Bicycle Fair	1	13/6	16/6							24			0	T/P	12 825	2 200	801	14	3	
Anfaş Food Product- 26th International Trade Exhibition For Food and Beverage	1	16/1	19/1	1 020	1 020	0				28			0	T/P	45 985	0	47	14	2	
Anfaş Hotel Equipment - 30. International Hospitality Industry Equipments Exhibition	1	16/1	19/1	1 112	1 112	0				40			0	T/P	45 985	0	47	14	2	
ANFAŞ SPORTURKEY	1	22/3	26/3	330	330	294			23	55	49		0	T/P	3 098	0	47	14	3	
ANFAŞ SPORTURKEY	1	4/9	8/9	240	240	222			21	40	37		0	T/P	1 105	0	47	14	3	
Antalya Tourism Fair	1	28/10	30/10	270	270	246			24	45	41		0	T/P	1 992	0	369	14	3	
Boat Antalya	1	13/3	17/3	1 625	1 625	0				47			0	T/P	16 116	1 007	756	14	26	
e, Greenhouse, Live Stockbreeding, Nourishment and Agricultural Machinery Fair	1	27/2	2/3	819	819	24				47			0	T/P	4 332	120	504	14	1	
Euroasia Interfresh/ Vegetable and Fruit, Storage, Packaging and Logistics Technologies Exhibition	1	16/10	19/10	7 329	7 329	1 427			21	297	120		34	T/P	9 854	1 752	48	14	2	
Growtech Eurasia 2019 19th International Greenhouse, Agricultural Technologies and Livestock Equipment Fair	1	27/11	30/11	10 300	10 300	50			2	66	2		7	T/P	205 000	950	758	14	1	
Hestourex " World Health Sport Tourism Congress & Exhibition"	1	4/4	7/4	600	600	0			15	80	46		0	T/P	3 500	0	35	14	3	
Kepez Book Fair	1	8/3	17/3	26 755	26 755	292			2	241	2		0	T/P	73 376	2 275	35	14	8	
OHSAD / OHSAD Summit and Medical Exhibition	1	17/4	21/4	400	400	372			17	80	72		0	T/P	3 000	0	238	14	22	
Pre-Wedding - Wedding Preparation Fair	1	6/2	10/2	553	553	0				39			0	T/P	45 985	0	201	14	27	
TDK Leather & Fur Fashion Show	1	22/5	25/5	3 671	3 671	30			7	41	3		10	T/P	3 173	319	716	14	25	
TDK Leather & Fur Fashion Show	1	4/12	7/12	3 000	3 000	0				56			0	T/P	31 800	720	716	14	25	
TOYS TURKEY Toy Fair	1	17/4	20/4	246	246	228			21	41	38		0	T/P	1 350	0	21	14	25	
Turkey Tourism Procurement Exhibition	1	12/12	15/12	2 775	2 775	21			2	129	2		2	T/P	16 185	720	35	14	2	
YÖREX Regional Products Exhibition	1	23/10	27/10	2 000	2 000	0				65			0	T/P	320 422	53	289	14	27	
Antibes (F)																				
SALONS CE ANTIBES	1	24/9	24/9	382	382	8	0	0	2	74	1	0	0	T	517	0	152		4	
Arezzo (I)																				
ORO AREZZO	1	6/4	9/4	6 735	6 735	293	0	0	9	487	41	0	0	T	7 493	2 921	437	9	24	
Asti (I)																				
SALONE INTERNAZIONALE DI VINI SELEZIONATI "DOUJA D'OR"	1	6/9	15/9						1	69	0	444	0	P	37 270	1 800	127	5	2	
Augsburg (D)																				
interlift - International Trade Fair for Elevators, Components & Accessories	2	15/10	18/10	24 992	24 992	16 807			43	577	413			T	19 108	10 892	19	8	5, 26	
Auxerre (F)																				
FOIRE EXPOSITION - AUXERRE	1	12/9	16/9	4 204	2 332	114	1 872	0		122	3	0	0	P	13 072	0	91	7	27	
Avignon (F)																				
FRANCE CE AVIGNON	1	7/2	7/2	253	253	0	0	0	1	46	0	0	0	T	261	0	152	7	4	

(*) Please refer to each national definition given at the beginning of the report

2019 EVENTS BY CITY

	Interval Year	Opening date	Closing date	Space						Exhibitors					Visitors/Visits (*)			Organiser	Auditor	Industry sector
				Total	Rented Space (sq.m)		Open air		from ... countries	Total	Foreign/International (*)	Represented firms		Admission for Trade/Public	Total	Foreign/International (*)				
					Total	Foreign/International (*)	Total	Foreign/International (*)				Total	Foreign/International (*)							
Aydin (TR)																				
2nd Exponaz Agro Agriculture Livestock and Food Fair	1	10/1	13/1	4 400	4 400	252			5	97	13		4	T/P	68 440	12 376	241	14	1	
Aydin International Agriculture, Food and Livestock Fair	1	24/1	27/1	9 774	9 774	761			15	199	35		76	T/P	68 440	12 376	459	14	1	
Badajoz (E)																				
VIII Feria del Caballo y del Toro. ECUEXTRE	1	30/5	2/6	7 128	1 218	156	0	0	3	54	11	0	0	P			408	10	3, 25	
XII Feria de la Belleza	1	1/2	3/2	2 775	1 204	224	0	0	4	51	7	0	0	P			408	10	14, 22	
XX Feria de los Mayores de Extremadura	1	14/3	17/3	4 609	1 218	66	0	0	2	50	3	0	0	P			408	10	3, 22	
XXIX Feria de la Caza, Pesca y Naturaleza Ibérica. FECIEX	1	12/9	15/9	5 193	2 815	367	0	0	4	91	18	0	0	P			408	10	1, 3	
XXVI Feria de la Infancia y la Juventud. IBEROCIO	1	26/12	30/12	4 728	60	0	0	0	1	5	0	0	0	P			408	10	3, 22	
XXVI Feria del Mueble y la Decoración. HOGAR	1	5/4	7/4	3 980	2 211	508	0	0	2	49	9	0	0	P			408	10	12, 13	
XXVII Feria Hispano Portuguesa. FEHISPOR	1	21/11	24/11	2 671	2 307	1 084	0	0	2	108	40	6	6	P			408	10	27	
Balikesir (TR)																				
Balikesir Agricultural 2019 Balikesir Agriculture Stock and Food Farming Fair of Balikesir and Live Animal Fair	1	21/2	24/2	2 200	2 200	0				38			0	T/P	15 723	238	87	14	1	
Gönen 9. Agricultural Livestock Equipment and Food Fair	1	4/4	7/4	28 664	28 664	573			8	307	17		1	T/P	14 581	870	643	14	1	
Barcelona (E)																				
4YFN - Four Years From Now, Mobile entrepreneurship event build mobile ideas and startups	1	25/2	28/2	11 440	11 440	2 280	0	0		500	100	260		T	23 000	9 200	383	10	4, 21	
A.C.E. (Arnold Classic Europe)	1	20/9	22/9	8 000	8 000	600	0	0		110	9			P	30 000	3 000	11		21	
Affiliate World Conference		8/7	9/7	7 000	7 000	5 500	0	0		125		0	0	T	2 000	1 800	433		26	
AUTOMOBILE BARCELONA	2	9/5	19/5	35 866	27 087	452	0	0	6	83	13	29	1	T/P	6 923		333		21	
BARCELONA MEETING POINT - BMP	1	16/10	20/10	4 000	4 000	400	0	0		88	9			T/P	18 000	1 440	239		15	
BB CONSTRUMAT	2	14/5	17/5	13 043	9 816	2 342	0	0	15	248	61	134	57	T	20 466	1 621	333		2	
BIZ BARCELONA	1	12/6	13/6	3 882	1 563	48	0	0	5	69	3	5	1	T/P	5 827	221	333, 803		3	
B-TRAVEL (TURISMO)	1	22/3	24/3	8 338	4 973	528	0	0	23	169	35	37	9	P	1 622	0	333		6	
CARAVANING	2	12/10	20/10	43 537	36 333	4 206	0	0	7	131	15	48	13	P	304	0	333	10	13, 24	
COSMETORIUM	1	3/10	4/10	996	996	46	0	0		108	5			T	1 500	200	674		3	
COSMOBEAUTY BARCELONA	1	6/4	8/4	4 650	4 650	767	0	0		205	20			T	45 000	4 500	381		25	
CRUISE SHIP INTERIORS EXPO Europe (CSI)		4/12	5/12	7 000	7 000	6 000	0	0	39	160	140			T	2 000	1 900	242	10	4	
E-SHOW	1	12/3	13/3	1 700	1 700	0	0	0	1	110	0		0	T	12 000	0	724	10	25	
EXPO ECOSALUD	2	12/4	14/4	1 551	1 551	0	0	0	1	129	0		0	P	25 000	0	31, 427	10	8	
EXPO SPORTS	1	8/3	9/3	18 000	18 000	1 980	0	0	4	81	11	0	0	P	45 000		333	10	12, 13	
EXPO VAPE BARCELONA		6/7	7/7	17 300	17 300	1 000	0	0		100	20	0	0	T	2 500	0	767	10	16	
EXPOHOGAR BARNAJOYA	2x1	27/9	30/9	4 622	4 343	469	0	0	11	176	17	0	0	T	5 105	127	333	10	9	
EXPOHOGAR TIMAVERA	2x1	26/1	29/1	3 022	2 812	39	0	0	4	88	3	0	0	T	3 667	52	333		3	
EXPOMINER	1	8/11	10/11	664	447	184	0	0	12	102	47	0	0	T/P	42	0	333	10	2	
FERIA DEL BEBE	1	13/4	14/4	2 500	2 500	0	0	0	1	120	0		0	P	22 000	0	313		14	
FÒRUM GASTRONÒMIC	2	18/11	20/11	9 414	5 445	264	0	0	8	278	15	69	1	T	15 495	558	333		2	
FREE FROM FOOD	1	28/5	29/5	2 600	2 600	1 820	0	0		234	164			T	5 000	4 500	277	10	3	
FUTURA	1	22/3	23/3	1 118	1 044	126	0	0	5	56	5	0	0	P	15	0	333	10	8	
GRAPHISPAG	2	26/3	29/3	9 372	7 649	1 208	0	0	12	173	29	18	7	T	14 516	1 049	333	10	11, 21	
HANDMADE FESTIVAL BARCELONA	1	3/5	5/5	2 000	2 000	0	0	0	1	130	0	0	0	P	22 000	0	189	10	16	
IBTM	1	19/11	21/11	13 500	13 500	9 253	0	0	150	1 290	1 030	1 310	1 179	T	15 000	5 000	638		3	

(*) Please refer to each national definition given at the beginning of the report

2019 EVENTS BY CITY

	Interval Year	Opening date	Closing date	Space						Exhibitors					Visitors/Visits (*)		Organiser	Auditor	Industry sector
				Total	Rented Space (sq.m)		Open air		from ... countries	Total	Foreign/ International (*)	Represented firms		Admission for Trade/Public	Total	Foreign/ International (*)			
					Total	Foreign/ International (*)	Total	Foreign/ International (*)				Total	Foreign/ International (*)						
INDUSTRY	1	29/10	31/10	9 204	3 624	293	0	0	7	103	10	18	0	T	7 584	330	333		3
INFARMA	2	19/3	21/3	9 000	9 000	900	0	0		250	25			T	25 000	500	427		3
IOT SOLUTIONS WORLD CONGRESS	1	29/10	31/10	13 071	5 031	2 942	0	0	26	130	93	196	110	T	11 484	5 859	333		6
ITMA	4	20/6	26/6	100 000	100 000	85 000	0	0		1 708	1 452			T	127 000	114 300	439		3
IV SALÓ FANOC	2	26/10	27/10	2 000	2 000	0	0	0	1	15	0		0	P	4 000	0	66		27
MOBILE WORLD CONGRESS	1	25/2	28/2	110 000	110 000	89 000				2 200	1 760			T	109 000	87 200	383	10	8
NICE ONE BARCELONA	1	28/11	1/12	28 631	11 375	666	0	0	11	115	17	7	0	P	3 330	0	333	10	21
OCASIÓN	1	29/11	8/12	22 359	22 359	0	0	0	1	33	0	0	0	P	87	0	333		22
ONLY TATTOO	1	15/3	17/3	1 000	1 000	0	0	0	1	35	0		0	P	2 500	0	612	10	3
PISCINA & WELLNESS BARCELONA	2	15/10	18/10	17 220	15 839	7 907	0	0	25	293	168	63	59	T	10 833	5 836	333	10	21
RADICAL MARKET Edición otoño	2x1	21/11	23/11	7 000	7 000	0	0	0	1	150	0	0	0	P	60 000	0	624	10	21
RADICAL MARKET Edición primavera	2x1	6/6	8/6	7 000	7 000	0	0	0	1	150	0	0	0	P	60 000	0	624		3
RETAIL AND BRAND EXPERIENCE WORLD CONGRESS	1	27/5	29/5	5 648	1 405	161	0	0	13	94	22	12	0	T	4 467	503	333		19
SALÓ DE L'ENYENYAMENT	1	20/3	24/3	9 037	8 766	65	0	0	4	182	3	13	0	P	980	0	333		8
SALÓ OCUPACIÓ JUVENIL	1	21/3	22/3	3 034	2 461	0	0	0	1	137	0	0	0	P	2 476	0	333		21
SALON DEL MANGA	1	31/10	3/11	30 000	30 000	2 400	0	0		130	10			P	150 000	0	323		14
SALON INTERNACIONAL DE LA LOGISTICA	1	26/6	28/6	4 500	4 500	450	0	0		165	58	545	218	T	15 000	3 750	239	10	5
SALÓN INTERNACIONAL DEL CÒMIC DE BARCELONA	1	5/4	7/4	2 910	2 910	192	0	0	5	187	12			P	118 000	0	323		26
SALÓN NAUTICO INTERNACIONAL DE BCN	1	9/10	13/10	24 958	0	0	23 120	6 850	17	277	59	22	11	P		0	333	10	21
SMART-CITY EXPO WORLD CONGRESS	1	19/11	21/11	25 171	18 469	13 579	0	0	50	269	201	685	520	T	29 124	16 286	333	10	16
SONAR +D (Area exposició)	1	18/7	20/7	6 000	6 000	3 000	0	0		30	15			P	4 500	0	16		3
SWAB	1	26/9	29/9	1 400	1 400	830	0	0		54	32			P	18 000	0	259	10	6
TATTOO/BAUM FESTIVAL	1	4/10	6/10	9 500	9 500	3 800	0	0		290	116			P	14 000	3 500	765	10	25
VALMONT BARCELONA BRIDAL FASHION SHOWS	1	23/4	26/4	18 413	13 837	10 380	0	0	32	238	173	5	3	T	7 364	5 160	333		3
VIVE LA MOTO	2	4/4	7/4	14 313	10 620	454	0	0	7	123	8	2	0	T/P	750	0	333		25

Note: VALMONT BARCELONA BRIDAL FASHION SHOWS incl. VALMONT BARCELONA BRIDAL FASHION TRADE FAIR

Bari (I)																			
BIANCOCASA MEDITERRANEA	1	9/2	11/2	1 344	1 344		0	0	2	38	2	0	0	P	1 124	16	574	5	25
BIENNALE-LEVANTE PROF	2	10/3	13/3	6 580	6 580	1 360	0	0	5	143	14	162	47	T	21 448	3 400	210	5	2
B-GEEK BARI GEEK FEST	1	1/6	2/6	900	800	36	100	0	2	45	1	0	0	P	9 718	0	107	5	3
FIERA DEL LEVANTE	1	14/9	22/9	53 569	31 659	2 244	21 910	0	28	501	129	0	0	P	276 695	0	218	9	27
AGRILEVANTE	2	10/10	13/10	21 239	17 704	2 765	3 535	144	14	359	14	10	10	T/P	80 155	3 563	311	9	1
SAIE	1	24/10	26/10	9 230	7 422	166	1 808	0	24	344	54	67	9	T	21 950	204	672	5	5
PROMESSI SPOSI, IL MATRIMONIO IN VETRINA	1	7/11	10/11	6 000	6 000	0	0	0	1	202	0	0	0	T/P	30 200	0	619	5	3
MECSPE	1	28/11	30/11	9 583	9 583	201	0	0	23	365	12	329	96	T	16 243	36	672	5	19
Basel (CH)																			
Absolventenmesse	1	13/11	13/11	5 000	5 000					42				T/P	1 288		736		8
Art Basel	1	13/6	16/6	52 200	52 200					290	261			T/P	93 000	55 800	507		3
Auto Basel	1	13/9	15/9	18 830	18 830					107				T/P	19 375		110		16
Baselworld	1	21/3	26/3	58 000	58 000					520	210			T/P	81 200	24 000	507		24
Basler Feinmesse	1	31/10	4/11	5 400	5 400					123	14			T/P	17 000	1 350	507		2
Basler Weinmesse	1	26/10	3/11	7 100	7 100					129	10			T/P	30 000	1 850	507		2
Blickfang	1	5/4	7/4	8 000	8 000					150				T/P	11 500		112		3
Chemspec	3	26/6	27/6	14 000	14 000					379				T/P	4 295		494		17
Design Miami/ Basel	1	11/6	16/6	13 643	13 643					76	73			T/P	30 000		199,507		3
didactaDigital	1	28/11	30/11	3 300	3 300					50	11			T/P	2 500	275	507		8

(*) Please refer to each national definition given at the beginning of the report

2019 EVENTS BY CITY

	Interval	Year	Opening date	Closing date	Space					Exhibitors				Visitors/Visits (*)		Organiser	Auditor	Industry sector		
					Total	Rented Space (sq.m)		Open air		from ... countries	Total	Foreign/ International (*)	Represented firms		Admission for Trade/Public				Total	Foreign/ International (*)
						Total	Foreign/ International (*)	Total	Foreign/ International (*)				Total	Foreign/ International (*)						
Extasia	1	29/11	1/12	5 050	5 050					44				T/P	8 000		298		3	
FANTASY Basel	1	3/5	5/5	55 000	55 000					224				T/P	54 000		304		3	
Holz	3	15/10	19/10	45 000	45 000					368	58			T/P	35 005	4 550	507		12	
Igeho	2	16/11	20/11	71 000	71 000					600	130			T/P	64 927	5 843	507		2	
ILMAC / MUT	2	24/9	27/9	29 921	29 921					440	134			T/P	12 270		507		17	
Internationale Mineralien- und Fossilientage	1	7/12	8/12	5 700	5 700					130				T/P	2 875		543		3	
Marinatal	1	12/10	13/10	2 800	2 800					100				T/P	2 879		501		3	
muba	1	31/1	3/2	55 000	55 000					605	61			T/P	236 619		507		27	
Prodex	2	14/5	17/5	35 000	35 000					247	43			T/P	19 083	2 562	507		19	
Sammlerbörse	1	8/11	10/11	6 000	6 000					190				T/P	2 400		391		3	
Swisstech	2	14/5	17/5	20 000	20 000					238	103			T/P	14 944	2 988	507		19	
Batman (TR)																				
Batman Building and Construction Exhibition	1	17/10	20/10	2 978	2 978	0				55			0	T/P	65 103	11	704	14	5	
Batman Food, Agriculture and Livestock Fair	1	17/10	20/10	1 252	1 252	0				40			0	T/P	65 103	11	704	14	1	
Belgioioso (I)																				
NEXT VINTAGE	2x1	4/4	8/4	1 600	1 600	0	0	0		65		0	0	P	4 890	79	251	5	25	
NEXT VINTAGE	2x1	18/10	21/10	1 600	1 600	0	0	0		61		0	0	P	4 232	244	251	5	25	
OFFICINALIA	1	27/4	1/5	3 550	2 050	0	1 500	0	2	108	2	0	0	P	10 679	0	251	5	2	
Bergamo (I)																				
AGRI TRAVEL & SLOW TRAVEL EXPO	1	14/2	17/2	4 250	4 250	1 350	0	0	25	147	36	46	46	P	18 200	0	254	5	1, 6	
BAF BERGAMO ARTE FIERA	1	12/1	14/1	2 982	2 982	32	0	0	2	92	2	0	0	P	5 560	0	254	5	3	
BERGAMO CREATTIVA	2x1	7/3	10/3	5 974	5 974	224	0	0	9	261	16	0	0	P	53 015	355	254	5	13	
BERGAMO CREATTIVA	2x1	3/10	6/10	7 208	7 208	338	0	0	13	322	24	0	0	P	70 000	490	254	5	13	
FIERA CAMPIONARIA	1	30/10	3/11	7 235	7 235	160	0	0	6	205	9	0	0	P	90 500	0	254	5	27	
IFA ITALIAN FINE ART	1	12/1	20/1	3 339	3 339	60	0	0	2	95	2	0	0	P	7 871	11	254	5	3	
IVS - INDUSTRIAL VALVE SUMMIT	2	22/5	23/5	6 722	6 722	392	0	0	10	245	19	0	0	T	6 814	1 370	254	9	9, 19	
Berlin (D)																				
Bar Convent Berlin - International Bar and Beverage Trade Show	1	7/10	9/10	6 445	6 363	3 603	82	56	47	401	280			T	15 622	8 760	633	8	2	
CMS Cleaning, Management, Services	2	24/9	27/9	16 325	15 796	3 037	529	57	25	448	118			T	20 318	3 323	517	8	10	
FRUIT LOGISTICA	1	6/2	8/2	77 563	77 563	68 096			88	3 276	2 979			T	78 269	66 529	517	8	2	
International Green Week - Exhibition for Food, Agriculture and Horticulture	1	18/1	27/1	45 847	45 847	14 129			61	1 803	621			T/P	374 901	9 747	517	8	2	
ITB Berlin - The World's Leading Travel Trade Show®	1	6/3	10/3	88 953	88 783	62 862	170		182	7 925	6 372	2 646	2 486	T/P	123 469	36 547	517	8	6	
Stage Set Scenery - World of Entertainment Technology	1	18/6	20/6	5 784	5 742	1 208	42		20	238	62			T	5 876	1 545	517	8	21	
Bern (CH)																				
BEA	1	26/4	5/5	52 123	28 643		23 480			962		864		P	290 000	3 000	104		1, 2, 3, 5, 14, 25	
Berufs-und Ausbildungsmesse BAM	1	6/9	10/9	5 328	4 368		960			107				P	21 000		104		8	
BLE.CH	2	15/2	18/2	3 700	3 700					103				P	5 000		104		19	
Eigenheim Bern	1	29/3	31/3	3 188	2 450		738			120				P	6 200		104		5	
Ferienmesse Bern	1	24/1	27/1	7 715	7 715					221				P	37 000		104		6, 22	
HEIMTEXSUISSE	1	3/2	5/2	3 280	3 280					73				T	2 800		104		12, 25	
HEROFEST	1	22/11	24/11	26 290	23 490		2 800			65				P	17 000		104		13, 18, 21	
ORNARIS Bern	1	18/8	20/8	9 188	9 178		10			359				T	11 500		104		24, 25	
Suisse Caravan Salon	1	24/10	28/10	39 074	27 825		11 249			422				P	52 109		104		3	
Suisse Nautic	2	20/2	24/2	8 103	7 393		710			150				P	14 500		104		3	
Suisse Toy	1	26/4	5/5	1 800	1 800					14		14		P	19 000		104		3, 6, 13, 14, 22	

(*) Please refer to each national definition given at the beginning of the report

2019 EVENTS BY CITY

	Interval Year	Opening date	Closing date	Space					Exhibitors					Visitors/Visits (*)			Organiser	Auditor	Industry sector		
				Total	Rented Space (sq.m)		Open air		from ... countries	Total	Foreign/International (*)	Represented firms		Admission for Trade/Public	Total	Foreign/International (*)					
					Total	Foreign/International (*)	Total	Foreign/International (*)				Total	Foreign/International (*)								
Besancon (F)																					
				3 828	3 828	0	0	0	1	189	0	0	0	P	5 351	0	540	7	3		
				3 638	3 638	0	0	0	1	174	0	0	0	P	7 020	0	540	7	3		
				1 692	1 692	0	0	0	1	125	0	0	0	T	2 735	0	540		4		
				731	731	69	0	0		31	5	0	0	P	9 122	0	540		3		
				297	297	18	0	0		24	1	0	0	P	5 150	0	540	7	2		
				228	228	0	0	0	1	20	0	0	0	P	487	0	540	7	15		
				668	668	0	0	0	1	65	0	0	0	P	2 539	0	498	7	25		
				510	510	0	0	0	1	83	0	0	0	P	5 541	0	138	6	2		
Beziers (F)																					
	6x1	6/10	6/10	3 745	3 745	1 135	0	0		101	27	0	0	T/P	155	68	583	6	3		
	6x1	8/9	8/9	13 410	13 410	4 960	0	0		311	104	0	0	T/P	211	98	583	6	3		
Biarritz (F)																					
	1	1/2	4/2	1 144	1 144	9	0	0	2	94	1	0	0	P	6 943	0	363	7	2		
Bielsko Biala (PL)																					
	1	17/9	19/9	20 835	13 154	2 647	7 681	1 998	26	726	164			T	11 501		799	4	19		
Bilbao (E)																					
	1	4/6	6/6	1 256	1 256	163	0	0	13	59	9	44	33	T	incl. in INDUSTRY TOOLS		14, 102	10	19		
	1	29/3	31/3	444	444		0	0		74				T			463		5		
	1	4/6	6/6	512	512	12	0	0	4	43	1	8	5	T	incl. in INDUSTRY TOOLS		102	10	19, 21		
	1	4/10	6/10	2 790	1 648	0	0	0	1	121	0	0	0	P		0	102	10	25		
	2x1	9/3	10/3	4 540	4 540	450	0	0	4	139	14	0	0	P		0	102, 488	10	3		
	2x1	16/11	17/11	4 488	4 488	315	0	0	3	126	9	0	0	P		0	102, 488	10	3		
	1	10/5	12/5	4 067	4 067	206	0	0	8	155	16	57	2	T/P	482	5	102	10	3		
	2x1	29/3	31/3	2 512	2 512		0	0		127				P			321		27		
	2x1	13/12	15/12	2 374	2 374		0	0		166				P			321		27		
	2	4/6	6/6	1 714	1 714	261	0	0	3	15	4	0	0	T	incl. in INDUSTRY TOOLS		102, 428	10	19		
	1	9/5	12/5	18 417	18 417	0	0	0	1	37	0	0	0	P		0	102, 380	10	16		
	2	4/6	6/6	6 229	6 229	1 397	0	0	26	238	89	117	105	T	15 993	1 085	102	10	19		
	2x1	23/2	23/2	1 015	335		0	0		36				P			444		3		
	2x1	19/10	19/10	1 103	432		0	0		36				P			444		3		
	2	4/6	6/6	1 020	1 020	162	0	0	12	56	9	31	25	T	incl. in INDUSTRY TOOLS		102, 221	10	19		
	1	19/12	5/1	16 305	9 788	0	0	0	1	68	0	0	0	P		0	102	10	3		
	2	4/6	6/6	234	234	27	0	0	7	20	3	5	5	T	incl. in INDUSTRY TOOLS		102, 632	10	19		
	2	4/6	6/6	830	830	48	0	0	17	37	4	91	85	T	incl. in INDUSTRY TOOLS		102, 221	10	19		
	1	5/3	7/3	1 875	1 875	927	0	0		138	89			T			720		26		
	1	15/11	17/11	7 278	7 278	464	0	0		146	12	0	0	P		0	102, 271	10	16		
	2	4/6	6/6	5 627	5 627	781	0	0	26	343	61	200	116	T	incl. in INDUSTRY TOOLS		102	10	19		
	1	31/1	3/2	1 687	1 283	97	0	0	4	100	9	0	0	P		0	102, 718	10	3		
	1	2/4	4/4	7 295	7 295	5 019	0	0		204	132			T			787		9, 10		
	1	5/6	6/6	150	150	0	0	0	1	27	0	0	0	T	incl. in INDUSTRY TOOLS		102	10	8		
	2	12/2	14/2	1 053	1 053	18	0	0	7	76	2	34	5	T	1 798	220	102	10	1, 26		
Bologna (I)																					
	1	15/10	17/10	2 899	2 899	60	0	0	4	126	5	26	10	T	6 947	68	117	5	7		
	1	1/2	4/2	7 433	7 433	335	0	0	6	171	9	0	0	P	50 607	256	117	5	3		
	2	22/5	26/5	70 913	68 197	15 710	2 716	259	53	1 328	495	279	178	T	79 333	13 636	614	9	16		

(*) Please refer to each national definition given at the beginning of the report

2019 EVENTS BY CITY

	Interval Year	Opening date	Closing date	Space						Exhibitors					Visitors/Visits (*)		Organiser	Auditor	Industry sector
				Total	Rented Space (sq.m)		Open air		from ... countries	Exhibitors with their own stands		Represented firms		Admission for Trade/Public	Total	Foreign/ International (*)			
					Total	Foreign/ International (*)	Total	Foreign/ International (*)		Total	Foreign/ International (*)	Total	Foreign/ International (*)						
BIG BUYER	1	13/11	15/11	6 824	6 824	0	0	0	19	184	38	32	32	T	7 624	911	257	5	13
Bologna CHILDREN'S BOOK FAIR	1	1/4	4/4	17 849	17 849	13 528	0	0	65	1 314	1 138	81	72	T	27 163	13 170	117	9	8
CERSAIE	1	23/9	27/9	85 579	83 816	30 963	1 763	550	38	776	320	67	25	T/P	112 340	52 997	226	9	5
COSMOFARMA EXHIBITION	1	12/4	14/4	18 821	18 756	926	65	0	22	415	39	0	0	T	31 198	1 560	120	9	14
COSMOPROF BOLOGNA	1	14/3	18/3	91 914	82 690	42 284	9 224	5 581	69	3 033	2 241	0	0	T	266 244	119 810	116	9	14
DEVOTIO	2	17/2	19/2	3 529	3 529	411	0	0	12	174	21	2	0	T	3 012	850	576	9	4
EUDI SHOW - EUROPEAN DIVE SHOW	1	1/3	3/3	4 951	4 951	734	0	0	28	174	43	73	23	P	18 771	468	670	5	3
FORUMCLUB - EXPO AND INTERNATIONAL CONGRESS	1	13/2	15/2	4 293	4 293	438	0	0	7	132	26	1	0	T/P	8 444	771	229	5	3
IL MONDO CREATIVO	2X1	29/3	31/3	2 057	2 057	86	0	0	5	172	9	0	0	P	9 833	0	117	5	3
IL MONDO CREATIVO	2X1	14/11	17/11	3 320	3 320	0	0	0	7	272	12	0	0	P	40 000	0	117	5	3
LUMI EXPO	1	21/11	22/11	4 400	4 400	0	0	0	5	81	34	0	0	T	1 499	126	185	5	18
MARCA BY BOLOGNAFIERE	1	16/1	17/1	17 957	17 957	541	0	0	17	704	33	42	23	T	11 891	704	117	9	2, 4
OUTDOOR EXPO	1	1/3	3/3	3 485	3 485	160	0	0	7	85	9	0	0	P	18 291	0	117	5	3
PHARMINTECH	3	10/4	12/4	7 307	7 307	388	0	0	18	209	19	113	93	T	6 355	1 273	596	9	19
R2B RESEARCH TO BUSINESS	1	6/6	7/6	1 090	1 090	90	0	0	32	121		31	31	T	6 731	597	683	5	21
SANA	1	6/9	9/9	20 373	20 373	876	0	0	22	838	90	0	0	T/P	31 088	964	117	9	2, 27
SMAU	1	6/6	7/6	835	835	35	0	0	4	43	4	9	3	T	Incl. in R2B RESEARCH TO BUSINESS 2019		683	5	21
ZOOMARK INTERNATIONAL	2	6/5	9/5	20 594	20 594	10 682	0	0	42	660	430	88	77	T	26 304	11 317	117	9	1, 3
Note: Visitors in common with EXPO GUSTI, PET EXPO, MODEL GAME, EXPO ELETTRONICA																			
Bolu (TR)																			
Bolu Decocoss- 1.Construction, Furniture and Home Textile Fair	1	25/4	28/4	7 020	7 020	57			29	485	3		347	T/P	9 864	1 962	286	14	5
Bolu Food Agriculture and Livestock Fair	1	25/4	28/4	571	571	0				110			7	T/P		46 188	286	14	1
Bolzano (I)																			
AGRIALP & AGRIDIRECT	2	7/11	10/11	15 084	13 770		1 314		7	326	63	159	4	T/P	42 341		518	5	1
FIERA INTERNAZIONALE D'AUTUNNO & BIOLIFE	1	21/11	24/11	9 180	9 180	320	0	0	12	461	77	24	8	T/P	40 470		518	5	2, 12, 13, 14
HOTEL & AUTOCHTONA	1	14/10	17/10	12 053	11 986	1 311	67	0	8	438	74	106	30	T	22 056		518	5	2
KLIHAHOUSE & KLIMAMOBILITY	1	23/1	26/1	12 834	12 534	1 118	300		10	373	104	129	25	T/P	36 000		518	5	5, 10, 16
KREATIV	1	13/9	15/9	2 472	2 472	227	0	0	5	121	12	3	1	P	12 272		518	5	3
PROWINTER	1	9/4	11/4	4 612	4 612		0	0	9	193	5	32	1	T	4 929		518	5	3
SHOE COLLECTION AUTUMN	1	21/9	23/9	2 000	2 000	0	0	0	1	50	0	0	0	T	500		518	5	25
SHOE COLLECTION SPRING	1	23/2	25/2	2 000	2 000		0	0	1	50	0	0	0	T	500		518	5	25
TEMPO LIBERO	1	25/4	28/4	15 454	11 954		3 500		6	270	45			P	44 000		518	5	3, 6, 14, 16
Bordeaux (F)																			
AQUITEC	1	8/2	9/2	1 898	1 898	9	0	0	3	174	3	0	0	P	48 000	0	67	7	8
ARCHITECT AT WORK - BORDEAUX	2	28/3	29/3	1 519	1 519	674	0	0		124	55	0	0	T	1 846	21	278	6	5
BASQUES A BORDEAUX	1	23/3	24/3	770	770	176	0	0	2	56	10	0	0	P	16 000	0	186		2
FRANCE CE BORDEAUX	2x1	5/3	6/3	783	783	0	0	0	1	106	0	0	0	T	1 006	0	152	7	4
FRANCE CE BORDEAUX	2x1	10/10	11/10	794	794	24	0	0	3	127	6	1	0	T	1 534	0	152	7	4
SALON DU CHEVAL - BORDEAUX	1	7/2	10/2	7 003	7 003	1 012	0	0		220	27	0	0	P	53 700	0	183	7	6
VEHICULE DE LOISIRS - BORDEAUX (COMPOSANTE DE LA FOIRE)	1	7/11	11/11	14 867	9 896	0	4 971	0	1	12	0	30	12	P	8 158	0	183	7	6
VINS DES VIGNERONS INDEPENDANTS - BORDEAUX	1	8/3	10/3	1 966	1 966	0	0	0	1	324	0	0	0	P	30 670	0	780	7	1

(*) Please refer to each national definition given at the beginning of the report

2019 EVENTS BY CITY

	Interval Year	Opening date	Closing date	Space					Exhibitors					Visitors/Visits (*)		Organiser	Auditor	Industry sector		
				Total	Rented Space (sq.m)		Open air		from ... countries	Total	Foreign/ International (*)	Represented firms		Admission for Trade/Public	Total					Foreign/ International (*)
					Total	Foreign/ International (*)	Total	Foreign/ International (*)				Total	Foreign/ International (*)							
Borgo San Dalmazzo (I)																				
FIERA FREDDA DELLA LUMACA	1	1/12	5/12	3 000	2 000	0	1 000	0	1	62	0	0	0	P	33 000	6 000	159	5	1	
Borgofranco Sul Po (I)																				
TUBERFOOD FIERA NAZIONALE DEL TARTUFO BIANCO	1	4/10	21/10	13 000	3 000	0	10 000	0		22		0	0	P	13 085	625	610		2	
Bourg-En-Bresse (F)																				
GASTRONOMIE - BOURG EN BRESSE	1	8/11	11/11	2 011	2 011	237	0	0		143	13	0	0	P	17 009	0	28	6	2	
HABITAT - BOURG EN BRESSE	1	4/10	7/10	1 912	1 912	0	0	0	1	94	0	0	0	P	4 997	0	28	6	12	
Bra (I)																				
CHEESE - LE FORME DEL LATTE	2	13/9	16/9	7 095	7 095	729	0	0	23	380	55	0	0	T/P			160	5	2	
Bremen (D)																				
Bremen Classic Motorshow	1	1/2	3/2	22 084	22 084	2 136			12	678	60			P	41 846	2 511	493	8	26	
CARAVAN Bremen - Motor caravans and Supplies Trade Exhibition	1	8/11	10/11	9 927	9 927	126			5	76	4			P	34 693		301	8	4	See note
HanseLife - Your shopping exhibition	1	14/9	22/9	17 164	15 365	363	1 799	31	20	862	44			P	72 419	1 456	493	8	27	
ReiseLust - The tourism fair in Bremen	1	8/11	10/11	3 133	3 133	501			22	256	44			P	29 750	455	493	8	6	See note
Note: Visitor attendance determined by a representative poll in the combination of Caravan/Reiselust. Multiple answers were permitted																				
Brest (F)																				
FRANCE CE BREST	1	26/2	26/2	330	330	0	0	0	1	53	0	0	0	T	341	0	152		4	
VIVING- PRINTEMPS - BREST	1	8/3	11/3	3 277	3 277	0	0	0	1	137	0	0	0	P	12 040	0	363	7	12	
Brno (CZ)																				
ANIMAL TECH	2	12/5	15/5	9 958	5 920	1 412	4 038	371	9	215	47	160	34	T/P	incl. in NVM		125	4	1	
CARAVANING	1	8/11	10/11	11 403	11 383	1 956	20	0	7	69	21	19	19	P	incl. in LIFE		125	4	3	
CHRISTMAS MARKET	1	6/12	15/12	3 373	3 014	224	359	24	7	320	14	1	1	P	44 257		125	4	27	
GO	1	17/1	20/1	616	586	88	30	0	13	75	33	9	5	P	incl. in REGIONTOUR		125	4	6	
IDET	2	29/5	31/5	15 377	8 417	2 921	6 960	519	20	175	91	248	218	T	34 008	1 423	125	4	7	
KABO I	2x1	16/2	18/2	1 992	1 992	859	0	0	11	80	34	0	0	T	incl. in STYL I		125	4	25	
KABO II	2x1	24/8	26/8	2 106	2 106	899	0	0	11	85	37	0	0	T	incl. in STYL II		125	4	25	
LIFE!	1	8/11	10/11	4 846	4 846	272	0	0	3	131	5	0	0	P	50 426	574	125	4	3	
MOBITEX	1	27/2	2/3	2 445	2 445	143	0	0	5	65	8	109	23	P	incl. in SVB		125	4	12	
MOTOSALON	1	28/2	3/3	8 462	8 462	2 601	0	0	9	161	29	70	49	P	64 932	310	125	4	16	
MSV / ENVITECH	1	7/10	11/10	37 547	35 593	18 479	1 954	1 440	30	1 216	705	326	261	T	73 037	6 513	125	4	19	
NVM	2	12/5	15/5	1 112	877	312	235	8	4	58	13	7	5	T/P	37 372	828	125	4	1	
OPTA	1	8/3	10/3	2 903	2 903	1 044	0	0	7	77	28	70	69	T	4 945	503	125	4	22	
PRODITÉ	1	14/3	17/3	3 880	3 880	372	0	0	3	86	13	7	6	P	12 945	182	125	4	3	
PYROS / ISET	2	29/5	1/6	1 768	1 460	429	308	12	6	57	11	54	52	T	incl. in IDET		125	4	7	
REGIONTOUR	1	17/1	20/1	2 420	2 408	248	12	0	4	168	18	449	109	T/P	29 665	269	125	4	6	
REHAPROTEX	2	29/10	1/11	1 530	1 438	161	92	0	5	62	7	31	29	T	5 039	18	125	4	22	
STAINLESS	2	15/5	16/5	2 869	2 869	2 533	0	0	23	124	112	26	24	T	1 223	622	125	4	19	
STYL I	2x1	16/2	18/2	3 032	3 032	1 016	0	0	17	153	59	0	0	T	3 971	433	125	4	25	
STYL II	2x1	24/8	26/8	2 522	2 522	759	0	0	16	140	50	0	0	T	3 198	359	125	4	25	
SVB	1	27/2	2/3	4 931	4 908	868	23	0	7	179	29	92	51	T/P	25 233	288	125	4	5	
TRANSPORT&LOGISTIKA	2	7/10	11/10	2 446	2 154	1 027	292	0	12	102	51	18	5	T	incl. in MSV		125	4	16	
URBIS	1	5/6	6/6	2 002	2 002	530	0	0	2	53	5	2	0	T/P	1 650	123	125	4	5	
Brunico (I)																				
TIPWORLD	1	6/4	9/4	9 900	9 150		750		5	248	40	78	30	T/P	20 000		734	5	2, 12, 13, 14	
Bucharest (RO)																				
BIFE-SIM	1	12/9	15/9	12 001	11 388	1 503	613	180	15	232	50			T/P	9 268	9	651	4	12	

(*) Please refer to each national definition given at the beginning of the report

2019 EVENTS BY CITY

	Interval Year	Opening date	Closing date	Space						Exhibitors				Visitors/Visits (*)			Organiser	Auditor	Industry sector
				Total	Rented Space (sq.m)		Open air		from ... countries	Total	Foreign/ International (*)	Represented firms		Admission for Trade/Public	Total	Foreign/ International (*)			
					Total	Foreign/ International (*)	Total	Foreign/ International (*)				Total	Foreign/ International (*)						
CONSTRUCT - AMBIENT EXPO	1	14/3	17/3	3 038	2 421	954	617	0	19	143	63			T/P	10 876	0	651	4	5
INDAGRA	1	30/10	3/11	26 243	7 485	4 533	18 758	7 132	25	536	251			T/P	21 816	33	651	4	1
METAL SHOW & TIB	1	14/5	17/5	6 895	6 590	1 681	305	0	15	169	48			T	3 248	162	651	4	19
ROMANIAN TOURISM FAIR-AUTUMN	2x1	14/11	17/11	4 825	4 682	510	143	0	17	226	53			T/P	13 688	15	651	4	6
ROMANIAN TOURISM FAIR-SPRING	2x1	21/2	24/2	7 902	7 549	720	353	0	17	316	71			T/P	16 974	0	651	4	6
ROMMEDICA	1	11/4	13/4	277	277	72	0	0	5	21	7			T	free entry		651	4	22
Budapest (HU)																			
AGROMashEXPO	1	23/1	26/1	37 532	34 782	6 583	2 750	379	13	283	53			T/P	47 089		397	4	1
AUTOMOTIVE HUNGARY	1	16/10	18/10	4 050	4 050	1 585	0	0	13	177	65			T	8 455		397	4	16
AUTOTECHNIKA	1	16/10	18/10	697	697	42	0	0	3	13	2			T	incl. in AUTOMOTIVE		397	4	16
BEAUTY & STYLE	1	18/10	20/10	935	935	108	0	0	5	51	7			T/P	4 465		397	4	14
BUDAPEST BOAT SHOW	1	21/2	24/2	6 476	6 476	188	0	0	4	86	5			P	31 365		397	4	3
CONSTRUMA	1	3/4	7/4	10 621	9 095	2 742	1 526	155	12	229	58			T/P	43 569		397	4	5
FEHOVA	1	7/2	10/2	10 808	10 808	1 521	0	0	18	288	57			T/P	54 863		397	4	3
Home Design Spring	2x1	3/4	7/4	5 902	5 792	888	110	19	6	165	24			T/P	incl. in CONSTRUMA		397	4	12
Home Design Autumn	2x1	11/10	13/10	2 430	2 430	485	0	0	6	106	13			T/P	16 397		397	4	12
Hungarian Garden	1	23/1	26/1	402	402	169	0	0	5	19	6			T/P	incl. in AGROMashEXPO		397	4	1
HUNGAROMED	1	7/10	9/10	1 032	1 032	138	0	0	7	49	14			T	2 994		397	4	22
HUNGAROTHERM	2	3/4	7/4	3 833	3 716	1 124	117	27	13	142	46			T/P	incl. in CONSTRUMA		397	4	5
INDUSTRY DAYS + MACHTECH	1	14/5	17/5	17 701	17 506	5 695	195	150	20	555	201			T	19 016		397	4	19
TRAVEL	1	21/2	24/2	6 320	6 320	1 416	0	0	28	236	67			T/P	31 367		397	4	6
Viticulture	1	23/1	26/1	444	444	93	0	0	6	21	7			T/P	incl. in AGROMashEXPO		397	4	1
Burdur (TR)																			
Teke Region 5.Live Animals, Livestock, Agriculture Machinery and Feed Technology Fair	1	25/4	28/4	4 624	4 624	110				202	1		128	T/P	25 388	1 433	366	14	1
Bursa (TR)																			
(Modof 2019) 41.International Furniture and Decoration Fair	1	2/4	6/4	1 640	1 640	0				75			0	T/P	382 350	1 640	548	14	12
(Modof Expo 2019) 42.International Furniture and Decoration Fair	1	7/10	12/10	1 750	1 750	0				35			0	T/P	12 148	82	548	14	12
2nd Bursa University Preference Exhibition	1	25/7	25/7	875	875	673			6	26	20		3	T/P	1 549	28	235	14	8
5th Bursa Education And Career Fair	1	12/12	13/12	42 763	42 763	12			16	345	1		33	T/P	304 855	4 183	235	14	8
8.Bursa Karacabey Agricultural Livestock Equipment and Food Fair	1	14/3	17/3	5 130	5 130	32				185	1		5	T/P	85 600	0	643	14	1
BURSA / 2. Bursa Food Fair	1	2/5	4/5	6 977	6 977	0				220			0	T/P	324 000	0	565	14	2
Bursa 11th International Sheet Metal Processing Technologies Fair	1	28/11	1/12	8 000	8 000	0				67			0	T/P	63 802	0	752	14	19
Bursa 12th International Stockbreeding and Equipment Fair	1	8/10	12/10	2 933	2 933	0				61			2	T/P	26 847	105	752	14	1
Bursa 17th Book Fair	1	9/3	17/3	1 190	1 190	148			3	24	3		0	T/P	18 448	457	752	14	8
Bursa 17th Building Fair	1	18/4	21/4	2 819	2 819	2 170			23	87	67		8	T/P	2 063	37	752	14	5
Bursa 17th International Automation Fair 2019	1	28/11	1/12	2 569	2 569	0				73			0	T/P	22 363	132	752	14	18
Bursa 18.International Metal Processing Technologies Fair	1	28/11	1/12	6 292	6 292	39			4	137	3		6	T/P	6 438	443	752	14	19
Bursa 5th Internatinal Marble Block Fair	1	23/10	26/10	33 100	33 100	2 016			20	1 412	133		502	T/P	77 403	7 895	752	14	9
Bursa Agriculture 2019 17th International Agriculture, Seed Raising, Sapling And Dairy Industry Fair	1	8/10	12/10	5 938	5 938	615			32	98	17		20	T/P	51 700	6 500	752	14	1
BURSAF/ 3. Shoe and Leather Products Fair	1	26/6	29/6	1 385	1 385	1 060			21	64	49		8	T/P	648	8	565	14	25

(*) Please refer to each national definition given at the beginning of the report

2019 EVENTS BY CITY

	Interval Year	Opening date	Closing date	Space						Exhibitors						Visitors/Visits (*)				Organiser	Auditor	Industry sector
				Total	Rented Space (sq.m)		Open air		from ... countries	Total	Foreign/ International (*)	Represented firms		Admission for Trade/Public	Total		Foreign/ International (*)					
					Total	Foreign/ International (*)	Total	Foreign/ International (*)				Total	Foreign/ International (*)		Total	Foreign/ International (*)						
BURSAF/ 4. Shoe and Leather Products Fair																						
	1	4/12	7/12	1 212	1 212	924			21	59	45		6	T/P	1 338	85	565	14	25			
Butur Tourism Exhibition																						
	1	19/9	21/9	758	758	0			10	45			45	T/P	2 853	16	565	14	3			
Fashion Fabric & Accessories																						
	1	2/4	4/4	25 000	25 000	372			9	180			27	T/P	50 000	1 400	455	14	25			
Fashion Fabric & Accessories																						
	1	22/10	24/10	10 000	10 000	0				52			7	T/P	90 000	435	455	14	25			
JUNIOSHOW Bursa 12th International Baby, Kidswear and Kids Necessities Fair																						
	1	9/1	12/1	3 830	3 830	0				72			0	T/P	18 448	457	752	14	25			
Junioshow Bursa 13th International Baby and Kidswear and Kids Necessities Fair																						
	1	3/7	6/7	5 172	5 172	0				64			0	T/P	39 252	4	752	14	25			
Rising City Bursa 4th Residential Estate Fair																						
	1	18/4	21/4	4 200	4 200	0				140			12	T/P	430 000	14 600	752	14	15			
Bydgoszcz (PL)																						
INNOFORM																						
	1	12/3	14/3	2 626	2 626	184	0	0	14	211	38			T	3 701	66	713	4	17			
Caen (F)																						
FRANCE CE CAEN																						
	1	5/3	5/3	464	464	4	0	0	2	84	1	0	0	P	346	0	152	7	4			
VINS ET GASTRONOMIE - CAEN																						
	1	22/3	25/3	2 277	2 277	0	0	0	1	192	0	0	0	P	15 619	0	363	7	2			
Çanakkale (TR)																						
2nd Agriculture Technology Fair																						
	1	2/5	5/5	6 970	6 970	0				45			0	T/P	38 275	760	24	14	1			
9. Biga Agriculture, Livestock and Technology Fair																						
	1	4/10	6/10	2 276	2 276	312			6	77	12		0	T/P	3 918	865	643	14	1			
Çanakkale 1st Book, Education And Art Fair																						
	1	15/5	18/5	2 800	2 800	0				32			0	T/P	38 275	760	24	14	8			
Cannes (F)																						
CANNES YACHTING FESTIVAL																						
	1	10/9	15/9	83 948	24 682	16 155	59 266	46 674	40	560	359	851	631	P	56 130	0	635	7	6			
MARCHE DU FILM																						
	1	14/5	23/5	5 326	5 326	4 770	0	0		365	332	0	0	T	15 125	12 928	691	7	21			
MAREDIMODA - CANNES																						
	1	5/11	7/11	2 163	2 163	1 962	0	0		107	93	0	0	T	2 695	2 225	355	6	25			
TRUSTECH																						
	1	26/11	28/11	2 980	2 980	2 627	0	0	28	184	160	0	0	T	4 669	3 693	152	7	21			
Carmagnola (I)																						
FIERA NAZIONALE DEL PEPERONE DI CARMAGNOLA - PEPERO'																						
	1	30/8	8/9	6 230	2 930	50	3 300	0	2	222	1	0	0	T/P	255 985	17 505	161	5	2			
Carrù (I)																						
FIERA DEL BUE GRASSO																						
	1	12/12	12/12	9 300	1 658	0	7 642	0	1	84	0	0	0	T/P	12 500	200	162	5	1			
Castellamonte (I)																						
MOSTRA DELLA CERAMICA																						
	1	17/8	1/9	5 000					22	176	52	0	0	P	15 000	800	163	5	3			
Cazzago San Martino (I)																						
FRANCIACORTA IN FIORE																						
	1	17/5	19/5	40 000	10 000	1 000	30 000	1 500	2	85	1	0	0	P	3 885	51	164	5	1			
Cernobbio (I)																						
COMOCREA TEXTILE DESIGN																						
	2x1	28/10	29/10	1 000	1 000	500	0	0	3	24	11	0	0	T	227	99	156	5	25			
COMOCREA TEXTILE DESIGN SHOW																						
	2x1	25/3	26/3	1 000	1 000	500	0	0	3	22	8	0	0	T	211	105	156	5	25			
ORTICOLARIO																						
	1	4/10	6/10	10 550	5 300	300	5 250	750	6	294	20	0	0	P	2 234	205	658	5	1			
PROPOSTE																						
	1	15/4	17/4	5 238	5 238	3 037	0	0	12	87	52	0	0	T	5 520	4 020	616	9	25			
Ceva (I)																						
MOSTRA DEL FUNGO																						
	1	14/9	22/9	3 170	1 670	0	1 500	0	1	94	0	33	0	P	50 000	8 000	165	5	1			
Chalons-En-Champagne (F)																						
AUTO MOTO QUAD - CHALONS EN CHAMPAGNE																						
	1	1/3	4/3	5 931	0	0	5 931	0	1	12	0	0	0	P	14 209	0	760	7	16			
FOIRE EXPOSITION - CHALONS EN CHAMPAGNE																						
	1	30/8	9/9	56 009	56 009	747	0	0	10	565	11	2	0	P	223 112	0	760	7	27			
FRANCE CE CHALON-EN-CHAMPAGNE																						
	1	10/10	10/10	146	146	0	0	0	2	47	6	0	0	T	265	0	152		4			
HABITAT ET DECORATION																						
	1	15/3	18/3	1 688	1 558	0	130	0	1	103	0	0	0	T/P	5 269	0	261	7	12			
HABITAT-METIERS D'ART-ENVIRONNEMENT - CHALONS EN CHAMPAGNE																						
	1	1/3	4/3	3 933	3 933	0	0	0	1	165	0	0	0	P	14 209	0	760	7	12			
MARIAGE - CHALONS EN CHAMPAGNE																						
	1	6/10	7/10	342	342	0	0	0	1	30	0	0	0	P	846	0	760	7	3			

(*) Please refer to each national definition given at the beginning of the report

2019 EVENTS BY CITY

	Interval Year	Opening date	Closing date	Space						Exhibitors						Visitors/Visits (*)		Organiser	Auditor	Industry sector	
				Rented Space (sq.m)				Open air		Exhibitors with their own stands		Represented firms		Admission for Trade/Public	Total						
				Total	Halls	Foreign/International (*)	Total	Foreign/International (*)	from ... countries	Total	Foreign/International (*)	Total	Foreign/International (*)		Total	Foreign/International (*)					
Chalon-Sur-Saône (F)																					
HABITAT ET IMMOBILIER - CHALONS SUR SAÔNE	1	15/3	18/3	1 688	1 558	0	130	0	1	103	0	0	0	P	5 269	0	443	7	12		
VINS ET SAVEURS - CHALON SUR SAONE	1	22/11	24/11	704	624	0	80	0	1	79	0	0	0	P	5 503	0	261		2		
Chambery (F)																					
FOIRE EXPOSITION - CHAMBERY	1	13/9	23/9	19 954	9 099	65	10 855	0	6	349	5	0	0	P	79 075	0	664	7	27		
HABITAT ET JARDIN - CHAMBERY	1	12/4	15/4	9 944	5 465	36	4 479	135	4	283	4	0	0	P	21 540	0	664	7	12		
SAVEURS & TERROIRS - CHAMBERY	1	22/11	24/11	2 660	2 597	102	63	0	4	156	8	0	0	P	21 915	0	664	7	2		
Chartres (F)																					
FRANCE CE CHARTRES	1	13/9	13/9	176	176	0	0	0	1	26	0	0	0	T	173	0	152		4		
HABITAT - CHARTRES	1	6/9	8/9	846	846	108	0	0		49	1	0	0	P	1 634	0	138	6	12		
JOURNÉES LAMIRAULT OCCASIONS - CHARTRES	1	1/11	3/11	4 100	4 100	0	0	0	1	7	0	0	0	P	1 940	0	473	6	26		
LES ARTISANALES - CHARTRES	1	11/10	14/10	5 116	4 855	9	261	0	2	298	1	0	0	P	53 491	0	143	7	27		
Chateaubriant (F)																					
FOIRE DE BÉRÉ - CHATEAUBRIANT	1	6/9	9/9	38 727	3 441	0	35 286	0	1	539	0	0	0	P	48 287	0	337	7	27		
Châtelleraut (F)																					
BRADERIE - CHATELLERAULT	1	22/2	24/2	1 066	1 066	0	0	0	1	1	0	0	0	P	2 900	0	245	6	3		
HABITAT - CHATELLERAULT	1	18/10	20/10	1 725	1 725	0	0	0	1	116	0	0	0	P	3 895	0	621	6	12		
Chemnitz (D)																					
Baumesse Chemnitz - Trade fair of construction	1	1/2	3/2	4 106	3 945	107	161		4	248	7	40	1	T/P	7 202		128	8	5		
Chieri (I)																					
FIERA DI SAN MARTINO	1	9/11	13/11	2 800	0	0	2 800	0	1	61	0	33	0	T/P	10 000	0	166	5	1, 2		
Chieti (I)																					
FIERA "CITTÀ DI CHIETI"	1	26/10	3/11	450	450				1	23				P	20 000		76	5	27		
FIERA DI PRIMAVERA	1	24/4	1/5	480	480				1	24				p	20 000		76	5	27		
Chisinau (MD)																					
Moldagrotech (spring)	1	13/3	16/3	5 774	811	164	4 963	442	10	160	159	0	0	T/P	13 962	628	551		1		
Moldagrotech (autumn)	1	16/10	19/10	6 466	1 166	282	5 300	88	9	129	128	0	0	T/P	19 906	995	551		1		
Ciudad Real (E)																					
Encuentro Mundial del Aceite de Oliva (of FERIA DE MADRID/IFEMA)**	1	28/3	29/3	1 817	1 179	234	0	0	6	78	18	316	0	T	1 569	314	606	10	1, 2		
Clermont Ferrand (F)																					
CLERMONT GEEK FESTIVAL	1	16/3	17/3	945	945	45	0	0		69	3	0	0	P	13 537	0	359		6		
FOIRE INTERNATIONALE - CLERMONT-COURNON	1	7/9	15/9	36 186	8 182	174	28 004	0	11	460	13	0	0	P	97 235	0	338	7	27		
FRANCE CE CLERMONT-FERRAND	1	26/3	26/3	442	442	4	0	0	2	67	1	0	0	T	432	0	152	7	4		
IMMOBILIER NEUF - CLERMONT-FERRAND	1	20/9	22/9	354	354	0	0	0	1	30	0	0	0	P	948	0	90	7	15		
Cocentaina / Alicante (E)																					
FIRA DE TOTS SANTS	1	1/11	3/11	43 359	0	0	30 859	8	2	803	1	0	0	T/P		0	95	10	27		
Colmar (F)																					
FAV - COLMAR	1	26/7	4/8	26 392	26 392	231	0	0		322	13	0	0	P	280 923	0	151	6	27		
MDC - COLMAR	1	18/10	21/10	4 597	4 597	45	0	0		218	3	0	0	P	17 346	0	151	6	12		
SITV - COLMAR	1	9/11	11/11	4 434	4 434	1 309	0	0		320	123	0	0	P	20 547	0	151	6	6		
Compiègne (F)																					
FOUS D'HISTOIRE - COMPIEGNE	1	15/11	17/11	4 134	4 134	842	0	0		320	57	0	0	P	7 671	0	49	6	3		
MARCHE DE L'HISTOIRE - COMPIEGNE	1	13/4	14/4	3 097	3 097	932	0	0		243	65	0	0	P	5 066	0	49	6	6		
Çorum (TR)																					
Çorum Agricultural 2019- Agricultural, Stock and Food Farming Fair Of Çorum	1	21/11	24/11	7 341	7 341	1 014			24	144	52		29	T/P	6 135	2 968	87	14	1		

(*) Please refer to each national definition given at the beginning of the report

2019 EVENTS BY CITY

	Interval Year	Opening date	Closing date	Space					Exhibitors					Visitors/Visits (*)			Organiser	Auditor	Industry sector			
				Total	Rented Space (sq.m)		Open air		from ... countries	Total	Foreign/ International (*)	Represented firms		Admission for Trade/Public	Total	Foreign/ International (*)						
					Total	Foreign/ International (*)	Total	Foreign/ International (*)				Total	Foreign/ International (*)									
Cremona (I)																						
ACOUSTIC GUITAR VILLAGE	1	27/9	29/9	656	656	174	0	0	12	51	19	0	0	T	incl. in CREMONA MONDOMUSICA		190	5	3			
CREMONA MONDOMUSICA	1	27/9	29/9	3 231	3 231	1 875	0	0	27	219	122	28	27	T	12 511	2 097	190	9	3			
FIERE ZOOTECNICHE INTERNAZIONALI DI CREMONA	1	23/10	26/10	13 553	10 158	833	3 395	50	14	221	24	39	19	T	20 268	2 013	190	5	1			
FUTURITY & COUNTRY CHRISTMAS	1	13/12	15/12	2 650	2 650	120	0	0	3	89	6	3	3	T/P	13 606	601	722	5	1			
IL BONTA'	1	9/11	12/11	1 795	1 795	52	0	0	2	137	4	25	0	T/P	16 385	0	190	5	2			
PIANO EXPERIENCE	1	27/9	29/9	653	653	12	0	0	4	8	1	3	3	T	incl. in CREMONA MONDOMUSICA		190	5	3			
SALONE DEL CAVALLO AMERICANO	1	24/5	26/5	4 500	4 300	200	200	0	7	115	15	3	3	T/P	17 600	600	722	5	1			
Cuneo (I)																						
FIERA NAZIONALE DEL MARRONE	1	18/10	20/10	22 120	3 820	120	18 300	0	2	243	18	0	0	T/P	200 000	8 100	167	5	1, 2			
MOSTRA NAZIONALE BOVINI DI RAZZA PIEMONTESE	1	8/11	10/11	46 800	6 800	0	40 000	0	1	50	0	0	0	T/P	8 000	300	44	5	1			
Debrecen (HU)																						
FARMEREXPO	1	15/8	18/8	10 164	5 233	265	4 931	1 011	5	302	24			T/P	27 800	227	785	4	1			
Denizli (TR)																						
15th Aegean Agricultural Greenhouse & Livestock Exhibition	1	27/2	3/3	11 380	11 380	686			6	314	29		0	T/P	33 828	4 726	585	14	1			
Aegean Cotton, Yarn, Fabric and Technologies Fair (Piktech)	1	17/10	19/10	5 898	5 898	62			2	149	7		0	T/P	8 718	1 408	719	14	25			
Denizli Book Fair	1	5/4	14/4	3 754	3 754	0				56			0	T/P	1 806	509	299	14	8			
DEYEF-Denizli 2.Real Estate and Building Industry Exhibition	1	26/9	29/9	21 797	21 797	1 184			15	501	79		98	T/P	30 741	11 943	441	14	5			
Ege Marriage 2019	1	2/5	5/5	17 383	17 383	1 080			21	289	58		47	T/P	28 868	5 780	2	14	27			
EGE TMF / 2.EGE Textile, Garment Machines and Textile Chemicals	1	14/2	17/2	2 300	2 300	0				26			0	T/P	12 152	83	441	14	25			
Dijon (F)																						
AUTO MOTO RETRO - DIJON	1	29/3	31/3	5 506	5 491	359	15	0	6	127	8	0	0	P	14 006	0	206	7	16			
CITE 21 - DIJON	1	12/12	13/12	1 448	1 428	0	20	0	1	99	0	0	0	P	2 331	0	443	7	4			
FOIRE INTERNATIONALE ET GASTRONOMIQUE - DIJON	1	31/10	11/11	14 504	14 336	1 180	168	30	20	541	67	205	59	P	163 233	0	206	7	27			
FRANCE CE DIJON	1	4/4	4/4	342	342	4	0	0	2	62	1	0	0	T	445	0	152	7	4			
FRANCE CE DIJON	2x1	17/10	17/10	392	392	0	0	0	1	71	0	0	0	T	597	0	152		4			
HABITAT ET DEVELOPPEMENT DURABLE- DIJON	1	14/3	18/3	3 807	3 807	63	0	0	3	177	2	312	2	P	10 373	0	206	7	12			
Diyarbakır (TR)																						
Diyarbakır 10. Agriculture and Stock Breeding Fair	1	2/4	6/4	1 179	1 179	0				33			0	T/P	35 036	0	756	14	1			
Diyarbakır 7th Book Fair 2019	1	28/9	6/10	277	277	0				22			0	T/P	35 036	0	756	14	8			
Diyarbakır University Choice And Career Fair	1	2/12	2/12	4 818	4 818	222			35	66	2		20	T/P	5 380	608	56	14	8			
Gourmet 2019 Diyarbakır Food and Regional Tastes Fair	1	13/11	17/11	1 192	1 192	0				33			0	T/P	35 036	0	756	14	2			
Middle East 9. Construction Fair	1	14/3	17/3	1 910	1 910	0				64			0	T/P	17 685	164	756	14	5			
Don Benito / Badajoz (E)																						
AGROEXPO 2019	1	23/1	26/1	31 311	22 000	460	8 000	50		247	20	0	0	T	19 627	0	320		1			
CELEBRARTE 2019	1	17/11	18/11	5 422	4 408	0	0	0	1	74	0	0	0	P	2 150	0	320		3			
FERINARTE 2019	1	28/4	1/5	450	0	0	450	0	1	41	0	0	0	P		0	320		3			
FEVAL MOTOR 2019	2	25/10	28/10	16 400	13 136	0	0	0	1	30	0	0	0	P	5 837	0	320		16, 26			
FIAL 2019	1	11/3	13/3	3 400	3 400	0	0	0	1	79	0	0	0	T	1 065	0	320		2			

(*) Please refer to each national definition given at the beginning of the report

2019 EVENTS BY CITY

	Interval Year	Opening date	Closing date	Space						Exhibitors					Visitors/Visits (*)			Organiser	Auditor	Industry sector		
				Rented Space (sq.m)						Exhibitors with their own stands			Represented firms		Admission for Trade/Public	Total						
				Total	Halls		Open air		from ... countries	Total	Foreign/International (*)	Total	Foreign/International (*)	Total		Foreign/International (*)	Total					Foreign/International (*)
					Total	Foreign/International (*)	Total	Foreign/International (*)														
FIO 2019-Turismo Ornitológico	1	23/2	25/2	3 350	3 350	27	0	0		88	3	0	0	T		0	204 320		6			
FORO-FICON 2019	1	21/11	22/11	548	500	0	0	0	1	22	0	0	0	T		0	320		5			
Dortmund (D)																						
elektrotechnik - Trade Fair for Building Services, Industrial, Energy and Lighting Applications	2	13/2	15/2	13 898	13 898	552			11	439	27	16	1	T/P		20 537	452	519	8	26		
InterTabac - International Trade Fair for Tobacco Products and Smoking Accessories / InterSupply - The International Trade Fair for the Production of Tobacco Goods	1	20/9	22/9	26 182	26 182	14 623			58	654	470	5	1	T		13 856	5 875	519	8	1		
Douai (F)																						
FOIRE EXPOSITION REGIONALE - DOUAI	1	1/9	10/9	10 837	7 727	51	3 110	0		196	2	0	0	P		66 281	0	641	7	27		
MARIAGE - DOUAI	1	11/1	13/1	855	855	72	0	0		70	2	0	0	P		2 974	0	641	7	3		
Dresden (D)																						
SACHSENBACK - Trade Fair for the Bakery and Confectionery Trades	3	13/4	15/4	5 924	5 924	382			9	217	15	9	2	T		8 200	82	475	8	2		
Düsseldorf (D)																						
A + A - Safety, Security and Health at Work	2	5/11	8/11	78 152	76 574	45 810	1 578	619	61	2 111	1 545			T		73 507	37 342	521	8	7		
BEAUTY DÜSSELDORF - Intern. Trade Fair Cosmetics, Nail, Foot, Wellness, Spa (with mads - make-up artist design show)	1	29/3	31/3	23 756	23 756	4 121			32	638	178			T		67 320	7 001	521	8	14		
boot Düsseldorf - International Boat Show	1	19/1	27/1	104 596	104 342	66 754	254	124	74	1 974	1 187			T/P		247 789	49 558	521	8	3		
CARAVAN SALON DÜSSELDORF - Trade fair for motor homes and caravans	1	30/8	8/9	112 100	107 660	27 945	4 440	675	31	645	224			T/P		270 567	27 868	521	8	4		
ENERGY STORAGE EUROPE - International Trade Fair for Energy Systems-Solutions-Services	1	12/3	14/3	2 304	2 178	649	126		15	156	47			T		4 017	1 498	521	8	9		
EuroCIS - The Leading Trade Fair for Retail Technology	1	19/2	21/2	13 927	13 927	5 961			39	482	245			T		13 374	6 834	521	8	12,21		
GIFA - International Foundry Trade Fair with Technical Forum	4	25/6	29/6	48 155	47 716	25 502	439	135	46	980	643			T		45 597	30 185	521	8	19		
K - The World's No. 1 Trade Fair for Plastics and Rubber	3	16/10	23/10	177 059	173 401	108 167	3 658	2 354	63	3 330	2 359			T		224 116	163 605	521	8	17		
MEDICA - World Forum for Medicine (with COMPAMED -International Trade Fair High tech solutions for Medical Technology)	1	18/11	21/11	127 782	127 681	92 845	101		73	6 398	5 270			T		111 154	82 587	521	8	22		
METEC - International Metallurgical Technology Trade Fair with Conferences	4	25/6	29/6	22 321	21 745	14 035	576	170	39	618	455			T		17 821	11 922	521	8	19		
NEWCAST - International Trade Fair for Castings	4	25/6	29/6	7 613	7 613	6 098			32	433	379			T		3 404	2 287	521	8	19		
PromoTex Expo - International Trade Show for Promotion, Sports and Workwear	1	8/1	10/1	4 528	4 528	3 165			23	129	86			T		15 193	5 971	633	8	4		
ProWein - International Trade Fair for Wine and Spirits	1	17/3	19/3	74 105	74 105	54 545			64	6 905	5 928			T		61 500	33 333	521	8	2		
PSI - The Leading European Trade Show of the Promotional Product Industry	1	8/1	10/1	24 227	24 227	11 644			38	773	398			T		17 415	8 943	633	8	4		
REHACARE International - International Trade Fair and Congress - Self-determined living	1	18/9	21/9	19 128	19 098	9 117	30	30	43	753	471			T		38 587	9 917	521	8	22		
THERMPROCESS - International Trade Fair and Symposium for Thermo Process Technology	4	25/6	29/6	10 664	10 664	6 093			34	337	194			T		5 923	4 045	521	8	19		
TOP HAIR - Leading Trade Fair for the Hairdressing Industry	1	30/3	31/3	7 597	7 597	1 375			21	190	64			T		41 655	2 916	521	8	14		
TourNatur - Hiking and Trekking Exhibition	1	6/9	8/9	3 656	3 656	728			17	250	73			P		45 896	1 790	521	8	4	See note	

(*) Please refer to each national definition given at the beginning of the report

2019 EVENTS BY CITY

	Interval Year	Opening date	Closing date	Space						Exhibitors				Visitors/Visits (*)			Organiser	Auditor	Industry sector	
				Total	Rented Space (sq.m)			Open air		from ... countries	Exhibitors with their own stands		Represented firms		Admission for Trade/Public	Total				Foreign/ International (*)
					Total	Foreign/ International (*)	Total	Foreign/ International (*)	Total		Foreign/ International (*)	Total	Foreign/ International (*)							
														Total						
viscom düsseldorf - Europe's trade fair for visual communication	2	8/1	10/1	5 600	5 600	1 793			22	179	75		T	9 833	3 548	633	8	21		
<i>Note: Visitor attendance determined by a representative poll in the combination of Caravan Salon/TourNatur. Multiple answers were permitted</i>																				
Düzce (TR)																				
1.Düzce Fair	1	2/5	5/5	2 200	2 200	500			12	55	5		0	T/P	7 555	2 800	676	14	1	
Edirne (TR)																				
Edirne Kirkpınar Agriculture, Livestock, Food and Industry Fair	1	3/7	7/7	53 705	53 705	2 306			27	1 077	86		209	T/P	77 395	13 214	643	14	1	
Ekaterinburg (RU)																				
Innoprom	1	8/7	11/7	18 964	17 750	4 059	1 214	196	21	746	202	59	4	T/P	24 968	749	124	12	19	
Elazığ (TR)																				
Elazığ Building and Construction Exhibition	1	19/9	22/9	7 160	7 160	1 304			28	339	99		124	T/P	10 467	1 654	704	14	5	
Elazığ Food, Agriculture and Livestock Fair	1	3/10	6/10	15 784	15 784	2 357			39	778	229		156	T/P	33 874	6 654	704	14	1	
Elche / Alicante (E)																				
ALICANTE GASTRONÓMICA, Encuentro del estilo de Vida Mediterráneo.	1	22/2	25/2	9 352	4 091	20	0	0	2	126	1	30	0	T/P	9 732	14	407	10	2, 6	
ANTIC AUTO, Salón internacional de automóviles, motocicletas y recambio antiguo y clásico	1	18/5	19/5	6 574	6 174	0	0	0	1	63	0	3	0	P	586	8	407	10	3, 16	
CARAVANING, Muestra provincial de caravaning y tiempo libre	1	8/2	17/2	10 382	10 382	58	0	0	2	29	2	0	0	P		0	131		3	
EXPOCACHORRO, Salón del perro y otros animales de compañía	1	30/11	1/12	5 595	941	12	0	0	2	43	1	0	0	P	1 380	5	407,687	10	3	
EXPOFIESTA, Feria nacional de las fiestas poPlares	1	8/11	10/11	3 503	3 208	0	0	0	1	69	0	0	0	P	304	0	407	10	3, 25	
EXPONADAL, Exposición de ocio infantil y juvenil	1	27/12	5/1	5 150	196	0	0	0	1	17	0	0	0	P	5 111	20	407	10	3	
FIRAHOGAR, Salón de mobiliario, equipamiento y decoración del hogar	1	27/9	29/9	5 437	5 437	0	0	0	1	40	0	1	0	P	1 135	2	407	10	12, 13	
FIRAMACO, Feria de Materiales de Construcción, Reforma y Rehabilitación ENERGY Salón del ahorro energético	1	27/9	29/9	2 591	2 591	44	0	0	3	75	2	0	0	T	2 035	91	407	10	5, 9	
FIRANOVIOS, Salón de las bodas y las celebraciones	1	8/11	10/11	4 659	2 614	20	0	0	2	87	1	0	0	P	1 465	3	407	10	3, 25	
FIRAUTO, Feria del automóvil nuevo EXPOCAR, Salón del automóvil de ocasión SOBRE 2 RUEDAS, Feria de la motocicleta	2x1	10/5	12/5	17 449	15 849	0	1 600	0	1	63	0	84	0	P	1 851	12	407	10	16	
FIRAUTO, Feria del automóvil nuevo EXPOCAR, Salón del automóvil de ocasión SOBRE 2 RUEDAS, Feria de la motocicleta	2x1	22/11	24/11	17 449	15 849	0	1 600	0	1	61	0	82	0	P	2 828	20	407	10	16	
FUTURMODA, Salón Internacional de la piel, componentes y maquinaria para el calzado y la marroquinería	2x1	13/3	14/3	5 589	4 589	1 093	0	0	8	280	75	82	142	T	7 324	1 676	18		17, 25	
FUTURMODA, Salón Internacional de la piel, componentes y maquinaria para el calzado y la marroquinería	2x1	16/10	17/10	5 929	5 459	1 237	0	0	10	304	89	76	67	T	4 593	859	18		17, 25	
JESAL EXTETIC, Salón de estética, cosmética, belleza y peluquería	1	9/3	11/3	2 911	1 896	72	0	0	6	84	5	0	0	T/P	8 042	43	407	10	14	
KIDS & CO BY FATIMA CANTO, Salón de la infancia	1	28/9	29/9	1 459	1 209	0	0	0	1	32	0	0	0	P	1 343	3	407	10	12, 13	
MEDSEA, Salón Internacional de actividades acuáticas	1	28/3	31/3	974	974	75	0	0	2	52	1	0	0	T/P		0	407	10	3, 6	
SALON DEL MANGA, Feria del Manganime, videojuegos, cómic y juegos de rol de Alicante	1	13/4	14/4	14 865	1 505	0	0	0	1	65	0	0	0	P	8 956	24	407	10	3	

(*) Please refer to each national definition given at the beginning of the report

2019 EVENTS BY CITY

	Interval Year	Opening date	Closing date	Space					Exhibitors					Visitors/Visits (*)			Organiser	Auditor	Industry sector
				Total	Rented Space (sq.m)		Open air		from ... countries	Total	Foreign/ International (*)	Represented firms		Admission for Trade/Public	Total	Foreign/ International (*)			
					Total	Foreign/ International (*)	Total	Foreign/ International (*)				Total	Foreign/ International (*)						
VG COMIC, Salón del cómic de la provincia de Alicante	1	26/10	27/10	4 900	1 033	24	0	0	2	95	1	0	0	P	2 714	6	407	10	3
VIVERALIA, Salón Tofesional internacional de la planta ornamental y afines	1	29/1	31/1	5 405	5 355	0	0	0	1	49	0	5	0	T	1 239	132	407	10	1
Erba (I)																			
FORNITORE OFFRESI	1	14/2	16/2	5 133	5 133	75	0	0	4	404	6	202	130	T	8 197	198	476	9	19
RISTOREXPO	1	3/3	6/3	5 800	5 800	0	0	0		153		49	21	T/P	22 950	2 501	476	5	2
Erfurt (D)																			
Rapid.Tech + FabCon 3.D - International Trade Show & Conference for Additive Manufacturing + FabCon 3.D - The 3D Printing Community Event	1	25/6	27/6	2 633	2 633	349			12	175	23			T/P	3 221	253	522	8	19
Thüringen Ausstellung Erfurt - Handicraft and Consumer Goods Exhibition	1	9/3	17/3	15 739	15 739	595			15	713	41	59		P	69 402		628	8	27
Erzurum (TR)																			
East Anatolia Erzurum 2. Agriculture Fair	1	18/9	22/9	28 262	28 262	386			9	403	22		0	T/P	28 861	4 219	751	14	1
East Anatolia Erzurum 2. Book Fair	1	27/4	5/5	16 151	16 151	0				162			0	T/P	16 826	939	751	14	8
East Anatolia Erzurum 2. Stock Breeding Fair	1	18/9	22/9	3 500	3 500	0				39			0	T/P	38 623	148	751	14	1
East Anatolia Erzurum Construction 2019	1	11/4	14/4	2 710	2 710	0				90			0	T/P	2 025	452	756	14	5
East Anatolia Erzurum Cosmetics and Personal Care Fair	1	21/3	24/3	1 566	1 566	421			5	18	6		4	T/P	31 278	4 308	751	14	14
East Anatolia Erzurum EV'leniyoruz 2019 Wedding Preparations Fair	1	21/3	24/3	10 650	10 650	568			17	195	32		66	T/P	31 278	4 308	751	14	18
East Anatolia Erzurum Furniture Fair	1	21/3	24/3	1 850	1 850	0				73			10	T/P	18 450	0	751	14	12
East Anatolia Erzurum Real Estate Fair	1	11/4	14/4	6 292	6 292	120			39	216	18		61	T/P	5 961	489	751	14	15
East Anatolia Erzurum Urban Fair	1	11/4	14/4	4 167	4 167	0				100			1	T/P	117 446	108	751	14	10
Erzurum Food and Regional Tastes Fair	1	16/10	20/10	3 416	3 416	0				88			26	T/P	6 330	38	751	14	2
Eskişehir (TR)																			
Book Fair	1	4/10	13/10	8 200	8 200	0				141			0	T/P	85 240	0	299	14	8
Eskişehir 2nd Book Fair	1	10/12	15/12	10 000	10 000	0				100			0	T/P	320 000	0	756	14	8
Eskişehir Agriculture Fair	1	4/9	8/9	4 200	4 200	116			2	260	2		0	T/P	40 000	50	756	14	1
Eskişehir Construction Fair 2019	1	14/11	17/11	1 104	1 104	0				44			16	T/P	5 374	482	756	14	5
Eskişehir Cosmetics and Personal Care Fair	1	21/2	24/2	38 313	38 313	9 070			37	1 397	684		16	T/P	48 737	12 674	756	14	14
Eskişehir EV'leniyoruz Fair	1	21/2	24/2	300	300	0				40			11	T/P	1 103	32	756	14	18
Eskişehir Food Fair	1	18/4	21/4	7 186	7 186	182			3	93	17		0	T/P	25 000	5 211	756	14	2
Eskişehir Furniture Fair	1	21/2	24/2	8 000	8 000	238			10	172	10		36	T/P	20 153	1 551	756	14	18
Eskişehir Hobby, Sports, Souvenir Fair 2019	1	24/10	27/10	2 991	2 991	0				91			0	T/P	31 750	20	756	14	3
Essen (D)																			
EQUITANA - Equestrian Sports World Fair	2	9/3	17/3	30 040	30 040	8 021			25	729	199			T/P	131 515	13 152	633	8	3
E-world energy & water - International trade fair and congress	1	5/2	7/2	24 161	24 161	4 331			25	778	168			T	22 577	4 403	523	8	9
IPM ESSEN - The world's leading trade fair for horticulture	1	22/1	25/1	42 203	42 203	25 395			46	1 549	1 005			T	39 993	14 717	523	8	1
Ferrara (I)																			
FUTURPERA - WORLD PEAR FEAR	2	28/11	30/11	3 943	3 943	532	0	0	10	108	17	0	0	T	3 964	160	318	9	1
REMTECH EXPO	1	18/9	20/9	2 669	2 669	230	0	0	15	212	36	0	0	T	7 895	1 046	341	9	10
SALONE INTERNAZIONALE DEL RESTAURO, DEI MUSEI DELLE IMPRESE CULTURALI	1	18/9	20/9	2 432	2 342	146	90	0	12	176	20	3	0	T	incl. in REMTECHEXPO		318	9	3

(*) Please refer to each national definition given at the beginning of the report

2019 EVENTS BY CITY

	Interval Year	Opening date	Closing date	Space					Exhibitors					Visitors/Visits (*)			Organiser	Auditor	Industry sector	
				Total	Rented Space (sq.m)		Open air		from ... countries	Total	Represented firms		Admission for Trade/Public	Total	Foreign/ International (*)					
					Total	Foreign/ International (*)	Total	Foreign/ International (*)			Total	Foreign/ International (*)								
Firenze (I)																				
MOSTRA MERCATO INTERNAZIONALE DELL'ARTIGIANATO	1	24/4	1/5	6 283	5 968	1 860	315	0	28	601	150	0	0	T/P	82 731	46	334	9	3	
PITTI IMMAGINE UOMO	2X1	11/6	14/6	35 823	35 823	11 083	0	0	37	1 113	448	0	0	T	27 055	7 933	602	9	25	
Foggia (I)																				
ENOLSUD -SALONE NAZIONALE DELLA VITE E DEL VINO	1	28/4	1/5	300	300	0	0	0	1	9	0	8	0	T/P			252	5	2	
FIERA D'OTTOBRE - OTTOBRE DAUNO	1	3/10	6/10	5 700	5 500	0	200	0	1	17	0	21	0	T/P	22 000	0	252	5	27	
FIERA G.A.T.E. & GUSTO EDIZIONE SPECIALE "STOP AND START"	1	24/3	26/3	3 800	3 800	0	0	0	4	110		96	6	T/P	37 800	30	692	5	2, 4, 8, 12, 25	
FIERA INTERNAZIONALE DELL'AGRICOLTURA E ZOOTECNIA	1	28/4	1/5	4 076	4 076	48	0	0	10	93	7	7	7	T/P			252	9	1	
FOVEA TATTOO SHOW	1	4/10	6/10	1 800	1 800	0	0	0	1	76	0	5	0	T/P	16 500	0	252	5	14	
SALONE DELLA FILATELIA E NUMISMATICA/COLLEZIONISMO	1	3/10	6/10	750	750	0	0	0	1	14	0	0	0	T/P	18 000	0	252	5	11	
TERRE E SOLE - IL SALONE MEDITERRANEO DEL GUSTO	1	24/3	26/3	1 800	1 800	0	0	0	1	70	0	44	0	T/P	37 800	30	692	5	1, 2, 4, 8	
Forlì (I)																				
CACCIA & COUNTRY - FISHING EXPO	1	29/11	1/12	5 900	5 900	100	0	0	5	116	4	0	0	P	6 104	0	324	5	1, 3	
FIERA CONTEMPORANEA	1	1/11	3/11	4 000	4 000	0	0	0	1	55	0	0	0	P	2 113	0	650	5	3	
FIERAVICOLA	2	27/3	29/3	5 354	5 354	572	0	0	19	136	22	45	29	T	4 606	686	324	9	1	
Frankfurt/Main (D)																				
Ambiente - International Frankfurt Fair	1	8/2	12/2	177 991	177 991	132 892			92	4 460	3 791			T	136 081	77 984	524	8	13	
Christmasworld - Seasonal Decoration at its best	1	25/1	29/1	58 206	58 206	38 410			44	1 085	858			T	45 304	29 204	524	8	13	
Cleanzone - International trade fair for contamination control and cleanroom technology	1	19/11	20/11	1 085	1 085	334			12	76	21			T	786	203	524	8	19	
Creativeworld - International trade fair for hobby, craft and art supplies	1	26/1	29/1	13 064	13 064	8 811			44	362	294			T	9 152	6 306	524	8	3	
Formnext - International exhibition and conference on the next generation of manufacturing technologies	1	19/11	22/11	29 057	29 057	14 694			34	852	477			T	34 532	17 076	516	8	19	
Heimtextil - International Trade Fair for Home and Contract Textiles	1	8/1	11/1	134 327	134 327	113 104			65	3 012	2 714			T	64 710	48 846	524	8	25	
IFFA - The No. 1 for the Meat Industry	3	4/5	9/5	78 601	78 401	41 368	200		49	1 016	635			T	66 340	46 627	524	8	2	
ISH - World's leading trade fair for HVAC + Water	2	11/3	15/3	178 355	177 973	81 773	382	106	57	2 551	1 672			T	188 234	86 897	524	8	5	
Musikmesse - International Fair for Musical Instruments, Sheet Music, Music Production and Music Business Connections	1	2/4	5/4	10 325	10 274	7 430	51	1	47	568	447			T/P	25 973	9 320	524	8	3	
Paperworld - International Trade Fair for Stationery, Office Supplies and Writing Instruments	1	26/1	29/1	40 823	40 823	31 218			64	1 665	1 419			T	32 340	22 415	524	8	3	
Proflight + Sound - International Fair for Technologies and Services for Events, Integrated Systems and Creation	1	2/4	5/4	33 815	32 639	19 467	1 176	585	43	784	503			T	42 706	24 090	524	8	21	
Techtextil - Leading International Trade Fair for Technical Textiles and Nonwovens	2	14/5	17/5	34 677	34 677	23 261			57	1 504	1 082			T	30 722	19 203	524	8	19	
Tendence - International Frankfurt Fair	1	29/6	1/7	29 520	29 520	10 161			35	601	246			T	11 511	2 140	524	8	13	
Texprocess - Leading International Trade Fair for Processing Textile and Flexible Materials	2	14/5	17/5	18 520	18 520	11 131			35	326	214			T	14 841	10 002	524	8	19	
Gaziantep (TR)																				
15.Çukurova Gold And Jewellery Fair /Middle East Gold and Jewellery Fair	1	14/6	16/6	4 530	4 530	515			18	102	31		10	T/P	4 939	1 150	704	14	24	

(*) Please refer to each national definition given at the beginning of the report

2019 EVENTS BY CITY

	Interval Year	Opening date	Closing date	Space						Exhibitors					Visitors/Visits (*)		Organiser	Auditor	Industry sector	
				Total	Rented Space (sq.m)			Open air		from ... countries	Total	Foreign/ International (*)	Represented firms		Admission for Trade/Public	Total				Foreign/ International (*)
					Total	Foreign/ International (*)	Total	Foreign/ International (*)	Total				Foreign/ International (*)							
2. Gaziantep Real Estate Fair	1	3/10	6/10	3 350	3 350	0				115		0	T/P	57 000	0	34	14	15		
Buldeast 2. Building Construction Materials, Decoration and Technologies Fair	1	3/10	6/10	6 200	6 200	0				76		0	T/P	46 000	0	34	14	5		
Domotex Turkey for Machine Made Carpets Exhibition	1	27/4	30/4	10 930	10 930	2 266			18	207	53	0	T/P	8 764	604	387	14	25		
Gapfood 15. Food, Food Technologies and Packaging Fair	1	5/3	9/3	2 216	2 216	0			1	24		1	T/P	16 124	90	34	14	2		
Gapshoes 29. International Footwear, Slipper And Footwear Industry Suppliers Fair	1	3/7	6/7	932	932	0			2	28		2	T/P	16 124	90	34	14	25		
Gapshoes 30. International Footwear, Slipper And Footwear Industry Suppliers Fair	1	11/12	14/12	3 465	3 465	0				62		0	T/P	33 500	123	34	14	25		
Gaptarm 10. Agriculture, Agriculture Technologies and Stockbreeding Fair	1	5/3	9/3	10 811	10 811	0			19	159		111	T/P	29 753	227	34	14	1		
Özek Gaziantep Special Education Fair	1	12/4	14/4	7 192	7 192	0			2	296		3	T/P	512 743	0	680	14	8		
PENTEX 8. Cotton Knitwear, Textile and Technologies Fair	1	23/1	26/1	2 321	2 321	232			11	78	21	8	T/P	2 529	827	34	14	25		
Gdansk (PL)																				
AMBERIF	1	20/3	23/3	5 641	5 641	1 487	0	0		472	128		T	5 394	1 235	556	4	24		
Gdynia (PL)																				
WIND & WATER	1	9/8	12/8	4 406	0	0	4 406	742	2	131	1		T/P	12 241		559	4	3		
Geneva (CH)																				
Artgenève	1	30/1	3/2	9 225	9 225				17	126	66	126	66	P	24 500		590		3	
Communica	1	9/10	10/10	500	500					69		69		P	2 000		370		4	
EBACE	1	21/5	23/5	52 654	16 654		36 000		41	401	372	401	372	T	11 900		564		20	
EPHJ-EMPT-SMT	1	18/6	21/6	14 520	14 520				18	820	170	820	170	T	20 000		590		19	
GemGenève	1	9/5	12/5	5 000	5 000					210		210		T	4 800		351		24	
Geneva International Motor Show	1	7/3	17/3	72 029	72 029				22	184	74	184	74	T/P	602 511		590		16	
LEC 2019 - L'ÉVÈNEMENT CONNECTÉ	1	9/4	10/4	3 500	3 500				2	210				T	4 500		126		21	
Les Automnales	1	8/11	17/11	36 000	36 000					640		640		P	162 000		590		27	
Royaume du Web	1	4/10	6/10	3 000	3 000					34		34		P	15 000		590		21	
Salon de la Haute Horlogerie	1	14/1	17/1	22 000	22 000					35		35		T/P	23 000		330		24	
Salon de la Voiture d'occasion	1	10/10	13/10	13 500	13 500					42		42		P	6 000		50		16	
Salon du Livre et de la Presse	1	1/5	5/5	12 000	12 000				15	364		364		P	89 200		590		8	
Salon International des Inventions	1	10/4	14/4	4 000	4 000				42	825		825		T/P	30 850		590		19	
Salon RH Suisse	1	2/10	3/10	2 185	2 185					122		122		T	2 147		114		4	
SIWELL	1	27/4	28/4	1 670	1 670					92		92		T/P	4 200		370		14	
Vitafoods Europe	1	7/5	9/5	27 146	27 146				110	1 163		1 163		T	24 211		422		22	
Genova (I)																				
SALONE NAUTICO INTERNAZIONALE	1	19/9	24/9	71 820	15 600		56 220		26	590	117	394	268	T/P	188 404	58 405	400	5	26, 27	
Gijón / Asturias (E)																				
AGROPEC- FERIA DEL CAMPO Y DE LAS INDUSTRIAS ALIMENTARIAS, GANADERAS, FORESTALES Y PESQUERAS	1	27/9	29/9	30 774	2 108	0	18 500	0	1	123	0			P			317	10	1	
DESEMBALAJE	1	1/11	3/11	2 700	2 200	0	500	0	1	77	0		0	P			317		3	
DETIQUETA- BODAS Y CELEBRACIONES	1	16/11	17/11	2 222	1 222	0	0	0	1	100	0			P			317	10	3	
FERIA INTERNACIONAL DE MUESTRAS DE ASTURIAS "FIDMA"	1	3/8	18/8	42 269	15 132	710	27 137	20	6	162	43	562		P			317	10	27	
MASCOTAS- PNT0 DE ENCUENTRO DEL ANIMAL DE COMPAÑIA	1	26/10	27/10	7 800	810	0	2 000	0	1	75	0			P			317	10	3	

(*) Please refer to each national definition given at the beginning of the report

2019 EVENTS BY CITY

	Interval Year	Opening date	Closing date	Space					Exhibitors					Visitors/Visits (*)		Organiser	Auditor	Industry sector		
				Total	Rented Space (sq.m)		Open air		from ... countries	Total	Foreign/ International (*)	Represented firms		Admission for Trade/Public	Total					Foreign/ International (*)
					Total	Foreign/ International (*)	Total	Foreign/ International (*)				Total	Foreign/ International (*)							
Gliwice (PL)																				
RYBOMANIA	1	9/3	10/3	2 426	2 426	38	0	0	4	94	4			T/P	7 338		379	4	3	
Gonzaga (I)																				
CARPITALY	1	16/2	17/2	4 998	4 998	1 276	0	0	9	88	15	3	3	P	9 032	0	326	5	3	
FIERA DELL'ELETTRONICA E DEL RADIOAMATORE	2x1	30/3	31/3	4 129	3 226	170	903	0	3	129	4	0	0	P	9 195	0	326	5	18	
FIERA DELL'ELETTRONICA E DEL RADIOAMATORE	2x1	28/9	29/9	4 861	3 794	95	1 067	0	2	206	3	0	0	P	9 670	0	326	5	18	
FIERA MILLENARIA	1	31/8	8/9	20 865	4 159	16	16 706	76	4	327	4	0	0	P	67 895	0	326	5	1	
Gorinchem (NL)																				
Aqua Nederland Vakbeurs - Rioleringsvakdagen	1	19/3	21/3							370				T	9 500		224		5	
Auto Prof - AMT Live	2x1	12/2	14/2							102				T	10 329		224		16	
Bakkersvak	1	10/3	12/3							175				T	9 000		224		2	
Beauty Days	2x1	19/1	21/1							101				T	6 000		224		14	
Familiedagen Gorinchem - Najaar	2x1	22/10	24/10							182				P	21 000		224		3	
Familiedagen Gorinchem - Voorjaar	2x1	30/4	1/5							102				P	8 000		224		3	
HortiContact	1	19/2	21/2							468				T	14 000		224		1	
Installatie & Elektro Vakbeurs	1	14/5	16/5							81				T	2 063		224		18	
Interieur Collectie Dagen	1	15/9	17/9							135				T	6 623		224		12	
Maritime Industry	1	7/5	9/5							382				T	10 964		224		26	
METAVAK	2x1	8/10	10/10							217				T	7 142		224		19	
Recycling	1	20/11	22/11							157				T	4 814		224		10	
Rundvee & Mechanisatie Vakdagen	3x1	26/11	28/11							415				T	18 000		224		1	
S.G.A. Vakdagen	1	5/11	7/11							120				T	6 800		224		5	
Sign & Print Expo	1	26/3	28/3							186				T	9 045		224		11	
The Hair X-perience	1	26/5	27/5							95				T	3 500		224		14	
Transport Compleet	1	3/9	5/9							160				T	11 036		224		26	
Trendz Najaar	1	25/8	27/8							290				T	9 800		224		27	
Trendz Voorjaar	1	13/1	15/1							260				T	12 443		224		27	
Vélovak	1	22/9	24/9							99				T	2 113		224		3	
Guardagrele (I)																				
MOSTRA DELL'ARTIGIANATO ARTISTICO ABRUZZESE	1	4/8	18/8	1 100	940	0	160	0	1	150	0			P	35 000		256	5	13	
Hamburg (D)																				
INTERNORGA - Europe's leading trade show for the Hotel, Restaurant, Catering, Baking and Confectionery Industry	1	15/3	19/3	55 967	54 272	8 494	1 695	156	26	1 311	288			T	96 353	6 620	386	8	2	
Nordstil - Hamburg Regional Order Days - Summer Edition	1	27/7	29/7	27 707	27 707	6 163			22	734	146			T	11 893	394	524	8	13	
Nordstil - Hamburg Regional Order Days - Winter Edition	1	12/1	14/1	34 649	34 649	6 490			22	965	168			T	19 185	447	524	8	13	
ooh! - The LeisureWorlds of Hamburg Messe	1	6/2	10/2	35 540	35 417	2 174	123		42	745	171			P	78 596	1 415	386	8	4	

(*) Please refer to each national definition given at the beginning of the report

2019 EVENTS BY CITY

	Interval Year	Opening date	Closing date	Space				Exhibitors				Visitors/Visits (*)		Organiser	Auditor	Industry sector				
				Total	Rented Space (sq.m)		Open air		from ... countries	Total	Foreign/ International (*)	Represented firms						Admission for Trade/Public	Total	Foreign/ International (*)
					Total	Foreign/ International (*)	Total	Foreign/ International (*)				Total	Foreign/ International (*)							
Helsinki (SF)																				
ATERIA 2019	1	5/11	5/11	363	363		0	1	50		0	T	799		726	11	2			
Caravan 2019	1	18/1	20/1	6 088	6 088		0	4	41		0	P	54 542		726	11	3			
ChemBio Finland 2019	2	27/3	28/3	1 832	1 832		0	14	145		0	T	4 206		726	11	17			
Child Fair, OutletExpo, Hupicon, Petfriends and Elma 2019	1	12/4	14/4	11 098	11 098		0	8	425		14	P	60 558		726	11	3			
Cyber Security Nordic 19	1	2/10	3/10	211	211		0	3	25		0	T/P	1 260		726	11	7, 21			
Doctor 2019	1	9/1	11/1	2 033	2 033		0	5	112		0	T	6 073		726	11	22			
Educa 2019	1	25/1	26/1	3 985	3 985		0	4	323		0	T	18 422		726	11	8			
Finnish Nursing Exhibition 2019	1	21/3	22/3	1 228	1 228		0	3	121		0	T	4 015		726	11	22			
GoExpo Winter, GameXpo	1	15/11	17/11	4 243	4 243		0	7	118		0	P	24 032		726	11	3			
GoExpo: Bicycle, Sport, Golf, Outdoor, Kuva & Kamera, Helsinki Horse Fair	1	15/3	17/3	9 494	9 494		0	22	409		0	P	44 128		726	11	3			
Habitare 2019, Habitare Pro 2019, Hifi 2019	1	11/9	15/9	14 669	14 669		0	11	486		0	T/P	58 005		726	11	12			
Helsinki Boat-Afloat Show	1	15/8	18/8	2 720	1 557	1 163		6	156		7	P	12 530		332	11	26			
Helsinki Book Fair and Wine and Food	1	24/10	27/10	10 396	10 396		0	12	428		0	P	91 952		726	11	3, 8			
I love me 2019	1	18/10	20/10	10 806	10 806		0	12	513		0	P	59 391		726	11	3, 14, 24, 25			
Korjausrakentaminen 19	1	29/1	29/1	360	360		0	1	45		1	T/P	1 032		726	11	5			
Matka Travel Fair 2019	1	17/1	21/1	9 622	9 622		0	87	875		0	T/P	61 022		726	11	6			
MP 19 Motorcycle show	1	1/2	3/2	11 755	11 755		0	11	159		0	P	56 932		726	11	16			
On the plate 2019	1	5/4	6/4	824	824		0	1	62		0	P	31 771		726	11	2			
Real Estate, FinnSec, Avita AudioVisual Expo 2019	2	2/10	3/10	6 274	6 274		0	10	268		0	T	11 602		726	11	15, 18			
Sijoitus Invest 2019	1	26/11	27/11	328	328		0	2	41		0	T	4 039		726	11	4			
Spring Fair 19	1	4/4	7/4	13 954	13 954		0	8	475		0	P	53 131		726	11	3			
Studia 2019	1	3/12	4/12	2 212	2 212		0	10	140		0	P	13 387		726	11	8			
Teknologia 19	2	5/11	7/11	11 857	11 857		0	18	461		0	T	14 573		726	11	21			
The Finnish Dental Congress and Exhibition 2019	1	7/11	9/11	2 432	2 432		0	11	110		0	T	8 901		726	11	22			
Transport-Logistics	4	9/5	11/5	29 899	29 899		0	6	217		0	T/P	15 474		726	11	26			
Vene International Boat Show 2019	1	8/2	17/2	27 038	27 038		0	10	294		0	P	65 210		726	11	26			
Husum (D)																				
HUSUM Wind - German Trade Fair and Congress for the Wind Industry	2	10/9	13/9	13 929	13 375	1 901	554	29	529	94		T	11 151	1 795	529	8	9			
Nord Gastro & Hotel - Hotel and Restaurant Industry Trade Fair	1	11/2	12/2	4 845	4 845	182		9	247	13		T	4 897	49	529	8	2			
Hyvinkää (SF)																				
Maxpo	2	5/9	7/9	60 619	0		60 619	5	261		0	T	14 534		726	11	19			
Idar-Oberstein (D)																				
INTERGEM - International Trade Fair for Gems, Jewellery and Gemstone Objects	1	3/10	6/10	1 803	1 803	195		9	110	12		T	2 800		429	8	24			
Innsbruck (AT)																				
Kreativmesse	1	15/11	17/11	913	893	248	20	0	6	52	23	0	0	P	2 228	184	1	13		
Irun / Gipuzkoa (E)																				
BASK'N BREW BEER FESTIVAL	1	8/3	9/3	2 075	2 075			2	29	1	4	2	P	2 700	322, 499	10	2			
BE VEGGIE	1	6/12	8/12	2 075	2 075			2	60	2	60	0	T/P	7 000	322		2			
BIOTERRA, 16ª EDICIÓN	1	7/6	9/6	4 840	4 840			2	145	8	160		T/P	12 462	1 121	322	10	2, 10		
CARAVANTUR, 3ª edición	1	10/5	12/5	4 840	3 350	0	0	0	1	26	0	0	T/P		148, 322	10	3, 16			
EKODRIVE, 1ª edición	1	20/9	22/9	11 340	4 840	0	6 500	0	1	18	0	0	P		148, 322		16			
FICOAUTO, 7ª edición	1	15/11	17/11	11 340	4 840	0	6 500	0	1	17	0	0	P		148, 322	10	16			

(*) Please refer to each national definition given at the beginning of the report

2019 EVENTS BY CITY

	Interval Year	Opening date	Closing date	Space					Exhibitors					Visitors/Visits (*)			Organiser	Auditor	Industry sector	
				Total	Rented Space (sq.m)		Open air		from ... countries	Total	Foreign/International (*)	Represented firms		Admission for Trade/Public	Total	Foreign/International (*)				
					Total	Foreign/International (*)	Total	Foreign/International (*)				Total	Foreign/International (*)							
PIEDRA PAPEL TIJERA	1	11/10	13/10	530	530				2	26	1			P			274,322		13	
PIN PAN PN	1	26/12	4/1	4 840	2 447	0	0	0	1	18	0	0	0	P			322	10	3	
TURISLAN, 3ª edición	1	25/3	26/3	1 150	1 150			0	2	50	1	0	0	P			207,322	10	6, 8	
Isparta (TR)																				
15. Lakes Region Agriculture and Livestock Fair	1	14/11	17/11	1 448	1 448	0				44			0	T/P		23 761	62	201	14	1
3. Isparta Book Fair	1	1/3	10/3	5 450	5 450	165			5	90	2		3	T/P		4 481	376	384	14	8
Isparta SanteK Construction, Decoration and Furniture Products	1	10/4	14/4	3 200	3 200	0				31			0	T/P		14 000	140	201	14	5
Rose and Rose Products Fair	1	12/6	16/6	11 000	11 000	0				61			10	T/P		25 000	0	384	14	14
Istanbul (TR)																				
1. Book Fair Istanbul	1	11/1	20/1	8 900	8 900	80			2	148	3		0	T/P		73 820	890	562	14	5
1. Sinop Bussinessmen's Fair	1	19/12	22/12	1 212	1 212	808			15	69	46		6	T/P		1 751	29	611	14	8
1. Summit and Exhibition of Factories Generating Their Own Energy	1	22/10	24/10	1 848	1 848	96			4	85	4		24	T/P		7 064	71	702	14	24
10th Energy Efficiency Forum & Exhibition	1	11/4	12/4	4 700	4 700	0				71			0	T/P		5 000	4 500	12	14	10
11. International Istanbul Tube, Wire and Coil Fair	1	28/2	2/3	1 000	1 000	0				29			0	T/P		2 000	1 500	784	14	9
11th Flower Show Istanbul 2019 Eurasia Plant Fair	1	14/11	16/11	1 925	1 925	84			6	92	7		32	T/P		4 567	371	194,714	14	9
12. International Solarex Solar Energy and Technologies Exhibition	1	4/4	6/4	1 500	1 500	0				29			0	T/P		1 105	0	784	14	18
13. Real Estate Fair and the Arab-Turkish Summit	1	23/3	24/3							43			0	T/P		2 500	335	446	14	27
13. Turkey Hajj & Umrah Tours Service Fair	1	30/8	31/8	13 925	13 925	1 852			27	452	150		0	T/P		20 746	5 220	378	14	5
14th International Ideal Home Housewares, Glasswares, Decorative Products and Dowry Fair	1	21/3	24/3	39 565	39 565	4 874			52	1 068	254		329	T/P		76 010	4 928	485	14	27
16. International Lift Exhibition	1	21/3	24/3	2 218	2 218	0				70			0	T/P		109	0	411	14	26
16th International Istanbul Yarn Fair 2019	1	28/2	2/3	2 000	2 000	0			22	132			0	T/P		2 000	1 500	754	14	4
18. Istanbul Retail Fair	1	4/12	5/12	982	982	96			16	54	10		16	T/P		18 320	1 065	695	14	24
2. Facility Management Services & Solutions Exhibition	1	3/4	6/4	4 475	4 475	0				100			8	T/P		6 325	1 322	198	14	27
2. Industry 4.0 Applications Summit and Exhibition	1	1/10	3/10	4 749	4 749	1 268			7	213	98		55	T/P		7 757	969	702	14	3
2. PHARMANEXT Pharma Industry, Technologies and Ingredients	1	17/4	19/4	643	643	451			31	54	48		0	T/P		1 502	1 370	33	14	15
3. Analytech" International Analysis and Laboratory Technology, Equipment Exhibition"	1	17/4	19/4	23 619	23 619	811			10	578	74		82	T/P		68 738	9 307	33	14	13
3. Interclean Istanbul Industrial Cleaning Technologies and Services Exhibition and Conference	1	10/4	12/4	4 663	4 663	1 155			17	170	35		11	T/P		6 150	554	758	14	8
3. International Home and Concept Fair	1	14/11	17/11	14 874	14 874	689			13	378	50		91	T/P		20 172	10 205	640	14	27
3. Turkish and Regional Composites Industry, Technology and Applications Exhibition	1	10/10	12/10	2 948	2 948	0				75			0	T/P		20 216	1 868	675	14	17
3. Turkish-Arabic Hotel, Restaurant, Cafe, Pastry Equipment, Hospitality, Accomodation Technologies and Food Services Suppliers Expo, Business Organisation	1	24/4	26/4	11 150	11 150	507			9	177	8		1	T/P		13 100	355	741	14	19
3. Turkish-Arabic Real Estate, Project, Investment, Investment Fund Fair, Business Organization	1	20/11	22/11	1 385	1 385	1 064			15	82	63		5	T/P		933	48	741	14	25
30th International Zuchex Housewares Housewares, Decorative Articles and Small Electrical Appliances Fair	1	12/9	15/9	15 000	15 000	0				220			13	T/P		80 000	85	485	14	27
36. International Istanbul children baby maternity industry expo	1	9/1	12/1	435	435	0				25			0	T/P		23 761	62	757	14	17

(*) Please refer to each national definition given at the beginning of the report

2019 EVENTS BY CITY

	Interval Year	Opening date	Closing date	Space						Exhibitors				Visitors/Visits (*)		Organiser	Auditor	Industry sector	
				Total	Rented Space (sq.m)		Open air		from ... countries	Total	Foreign/ International (*)	Represented firms		Admission for Trade/Public	Total				Foreign/ International (*)
					Total	Foreign/ International (*)	Total	Foreign/ International (*)				Total	Foreign/ International (*)						
37. International İstanbul children baby maternity industry expo	1	26/6	29/6	17 340	17 340	430			8	61	3		25	T/P	4 578	387	757	14	8
38th Book And Culture Fair	1	15/5	31/5	1 000	1 000	12			2	58	1		4	T/P	9 500	0	766	14	22
38th International İstanbul Book Fair	1	2/11	10/11	3 050	3 050	0			20	45			15	T/P	32 080	415	756	14	17
3rd International İstanbul Hardware Fair	1	14/3	17/3	4 500	4 500	0				28			0	T/P	76 232	0	784	14	27
3rd İstanbul Education and Career Fair	1	2/4	3/4	19 550	19 550	352			4	338	26		0	T/P	12 568	1 658	235	14	21
4. Biotechnica "International Biotechnology, Life Sciences and Industries Exhibition"	1	17/4	19/4	2 150	2 150	0				38			0	T/P	5 500	0	33	14	27
4. CLEANROOM International Cleanroom Technology, Maintenance and Equipment Exhibition	1	17/4	19/4	7 693	7 693	2 148			30	374	182		0	T/P	11 786	2 985	33	14	25
4. International Eurasian Composites Show 2019	1	28/11	30/11	486	486	0				37			0	T/P	2 563	3	58	14	4
4. Process Summit and Exhibition	1	22/10	24/10	2 261	2 261	0			1	113			1	T/P	175 800	0	702	14	14
4. Turkish-Arabic Agriculture & Agricultural Technologies Expo, Business Organisation	1	24/4	26/4	9 077	9 077	0				150			0	T/P	12 766	1 165	741	14	27
44. International Gamex/Compex Digital Games Computer and Robot Technologies Fair	1	5/9	8/9	4 245	4 245	0			5	21			10	T/P	6 123	960	652	14	7
5. Robot Investments Summit and Exhibition	1	1/10	3/10	15 835	15 835	225			5	142	2		4	T/P	1 720 000	1 700	702	14	25
5. China Products Fair	1	23/5	25/5	1 000	1 000	12			2	62	1		3	T/P	21 198	0	681	14	7
6. International Sleep Well Expo 2019	1	25/9	28/9	33 724	33 724	2 070			7	574	156		0	T/P	32 734	5 119	784	14	1
6. Mosque Construction Equipment exhibition	1	11/4	14/4							36			5	T/P	2 875	0	611	14	8
6. Turkish-Arabic Building-Construction Materials and Technologies, Interior Architecture, Furniture Fair, Business Organization	1	20/11	22/11	30 774	30 774	1 062			18	487	56		81	T/P	77 627	11 642	741	14	21
6. Turkish-Arabic Food & Food Technologies Expo, Business Organisation	1	24/4	26/4	4 188	4 188	151			5	87	6		0	T/P	3 556	1 360	741	14	16
7. Eksposhoes İstanbul Footwear Leather Goods Fashion Fair	1	14/5	17/5	1 100	1 100	12			2	71	1		5	T/P	24 281	0	237	14	25
7. International İstanbul Smart Grid and Cities, Congress and Fair (ICSG ISTANBUL 2019)	1	25/4	26/4	14 500	14 500	0				86			0	T/P	320 587	0	393	14	25
8. Eksposhoes İstanbul Footwear Leather Goods Fashion Fair	1	5/11	8/11	23 289	23 289	0			11	238			34	T/P	221 889	820	237	14	5
8. Natural Gas Congress and 2. Natural Gas Fair (INGAS 2019)	1	17/10	18/10	7 450	7 450	630			5	140	32		0	T/P	51 840	4 141	393	14	25
8th İstanbul Hunting, Arms And Outdoor Sports Fair	1	2/5	5/5	3 734	3 734	24			2	104	2		18	T/P	74 650		231	14	1
8th İstanbul University Preference Exhibition	1	19/7	21/7	1 600	1 600	0				22			0	T/P	2 300	285	235	14	27
ACE OF M.I.C.E. Exhibition	1	20/2	22/2	6 500	6 500	0				127			0	T/P	190 000	0	744	14	9
Adventure Turkey '2019	1	14/2	17/2	799	799	0			6	25			9	T/P	6 959	714	742	14	2
Akare Study Abroad Fairs	1	9/3	10/3	762	762	0				27			0	T/P	25 680	113	32	14	4
Akare Study Abroad Fairs	1	11/3	11/3	1 038	1 038	0				20			0	T/P	25 680	113	32	14	3
Akare Study Abroad Fairs	1	12/10	13/10	3 425	3 425	0			2	98			2	T/P	4 701	5	32	14	9
Akare Study Abroad Fairs	1	14/10	14/10	1 718	1 718	0				32			0	T/P	5 322	0	32	14	3
ALUEXPO 2019 6. International Aluminium Technology, Machinery And Products Trade Fair	1	10/10	12/10	9 000	9 000	0				53			0	T/P	25 000	105	388	14	16
ARCHITECT@WORK TURKEY	1	1/11	2/11	2 000	2 000	0				52			0	T/P	100 000	5 000	792	14	27
Architecture & Design	1	5/4	6/4	2 154	2 154	0				49			0	T/P	1 050	0	105	14	25
ARTIST 2019 29th İstanbul Art fair	1	2/11	10/11	17 960	17 960	0				184			0	T/P	22 366	2 306	756	14	5
ATRAX'2019	1	14/2	16/2	5 082	5 082	125			16	80	5		30	T/P	6 959	714	742	14	17
Automechanika İstanbul International Trade Fair for Automotive Manufacturing, Distribution and Repair	1	4/4	7/4	2 100	2 100	0				105			0	T/P	2 100	0	387,526	14	8

(*) Please refer to each national definition given at the beginning of the report

2019 EVENTS BY CITY

	Interval Year	Opening date	Closing date	Space						Exhibitors				Visitors/Visits (*)			Organiser	Auditor	Industry sector
				Total	Rented Space (sq.m)		Open air		from ... countries	Total	Foreign/ International (*)	Represented firms		Admission for Trade/Public	Total	Foreign/ International (*)			
					Total	Foreign/ International (*)	Total	Foreign/ International (*)				Total	Foreign/ International (*)						
AYMOD 22. International Footwear Fashion Fair	1	3/4	6/4	6 000	6 000	0				49		15	T/P	38 320	0	608	14	2	
AYMOD 23. International Footwear Fashion Fair	1	2/10	5/10	15 000	15 000	0				69		0	T/P	115 000	0	608	14	22	
AYSAF 22. International Footwear Industry Suppliers Fair	1	2/5	5/5	563	563	0				37		0	T/P	7 380	0	608	14	3	
AYSAF 23. International Footwear Industry Suppliers Fair	1	20/11	23/11	1 358	1 358	948			15	83	58	6	T/P	1 817	34	608	14	27	
BE Digital Management Fair 2019	1	2/5	3/5	4 500	4 500	0				27		4	T/P	38 170	0	273	14	25	
Be My Franchise? Franchising and Dealership Trade Fair	1	10/10	13/10	3 527	3 527	0				89		0	T/P	5 035	315	512	14	4	
Beauty & Care 2019 - 30th Beauty, Care, Product and Equipments Fair	1	7/3	10/3	1 268	1 268	0				28		0	T/P	25 680	113	723	14	19	
Beauty Eurasia 2019 - 15. International Exhibition For Cosmetics, Beauty and Coiffeur	1	20/6	22/6	15 000	15 000	0				83		0	T/P	245 000	0	217,604	14	2	
Boat Show Eurasia	1	16/2	25/2	2 100	2 100	0				35		0	T/P	1 150	0	777	14	5	
Boat Show Eurasia	1	5/10	13/10	2 520	2 520	0				103		7	T/P	57 148	0	777	14	1	
Camp & Caravan Istanbul 2019	1	22/2	3/3	5 011	5 011	0				53		0	T/P	29 867	0	608	14	25	
Carpet Expo Carpet and Rug Fair	1	6/11	10/11	3 563	3 563	687		12	101	24	11	T/P	4 200	250	86	14	2		
Carpet Wash and Clean Expo	1	18/1	20/1	96	96	0				4		0	T/P	1 000	0	198	14	8	
CNR FASHIONIST	1	19/11	21/11	22 152	22 152	300		27	317	25	154	T/P	77 627	11 642	435	14	14		
CNR İMOB 2019- İstanbul Furniture Fair	1	22/1	27/1	1 500	1 500	0				80		0	T/P	120 000	0	435	14	13	
CNR PROMEXPO	1	9/10	12/10	8 871	8 871	318		21	265	23	95	T/P	23 516	3 296	435	14	21		
Coffex İstanbul	1	25/4	28/4	3 000	3 000	300				25	25	0	T/P		1 500	247	14	2	
Contemporary İstanbul Art Fair	1	11/9	15/9	9 902	9 902	1 994				90	10	11	T/P	112 418	2 648	413	14	25	
Cosmetics & Home Care Ingredients İstanbul 2019	1	24/10	26/10	507	507	0				9		0	T/P	7 137	143	58	14	27	
Cosmetics Beauty, Coiffeur, Cleaning, Packaging, Ingredients	1	2/10	4/10	15 000	15 000	0				130		0	T/P	185 000	0	432	14	12	
Craft İstanbul Regional and Traditional Handicraft Fair	1	6/11	10/11	871	871	211		12	54	14	3	T/P		115	86	14	13		
Data Center Expo Eurasia 2019	1	28/11	1/12	591	591	61		5	48	8	4	T/P	18 320	1 065	728	14	17		
Digital Impact İstanbul Digital Transform Fair and Summit	1	28/11	30/11	12 000	12 000	0				57		0	T/P	30 000	0	398	14	14	
Domestic Market Week	1	10/12	11/12	1 032	1 032	48		19	58	6	24	T/P	18 320	1 065	601	14	9		
Emitt 2019 23. East Mediterranean International Travel And Tourism Exhibition	1	31/1	3/2	2 207	2 207	93		4	84	5	51	T/P	4 579	475	217	14	17		
ENTECH	1	17/10	20/10	2 000	2 000	0				41		0	T/P	42 500	0	608	14	9	
Eurasia Packaging 2019 İstanbul 25th International Packaging Industry Fair	1	23/10	26/10	5 463	5 463	1 430		49	313	145	0	T/P	8 246	5 220	639	14	8		
Eurasia Boat Show 2019 14. Sea Vehicles, Equipments and Accessories Exhibition	1	22/2	3/3	2 932	2 932	0				122		0	T/P	72 307	0	608	14	9	
Eurasia Door 2019 11th International Door, Shutter, Panel, Board, Partition Systems and Accessories Fair	1	6/3	9/3	9 000	9 000	0				82		0	T/P	28 000	0	639	14	8	
Eurasia Elevator Fair	1	20/3	23/3	3 200	3 200	50		2	60	2	13	T/P	12 150	243	435	14	21		
Eurasia Glass 2019 9. Glass Products, Applications, Production, Processing Technologies	1	6/3	9/3	17 000	17 000	0				154		0	T/P	80 130	2 004	639	14	10	
Eurasia Window 2019 20th International Window Fair	1	6/3	9/3	1 500	1 500	99		14	134	25	13	T/P	3 971	1 112	639	14	9		
EURIE Eurasia Higher Education Summit and Exhibition	1	27/2	1/3	4 020	4 020	0				122		0	T/P	250 000	0	122	14	25	
EVTEKS 2019 25. İstanbul Home Textiles Exhibition	1	23/4	27/4	1 320	1 320	0				34		0	T/P	673	11	435	14	27	

(*) Please refer to each national definition given at the beginning of the report

2019 EVENTS BY CITY

	Interval Year	Opening date	Closing date	Space						Exhibitors				Visitors/Visits (*)		Organiser	Auditor	Industry sector		
				Rented Space (sq.m)						Exhibitors with their own stands		Represented firms		Admission for Trade/Public	Total					
				Total	Halls		Open air		from ... countries	Total	Foreign/ International (*)	Total	Foreign/ International (*)		Total				Foreign/ International (*)	
					Total	Foreign/ International (*)	Total	Foreign/ International (*)						Total						Foreign/ International (*)
EXPOMED EURASIA 26th International Istanbul Medical Analysis, Diagnosis, Treatment, Rehabilitation Product, Device, Technology, Equipment and Hospitals	1	28/3	30/3	4 450	4 450	0					70			7	T/P	27 500	0	639	14	12
EXPONATURA	1	26/9	29/9	910	910	296				22	114	32		4	T/P	17 225	1 710	742	14	9
EXPONATURA'19	1	10/1	13/1	629	629	0					28			0	T/P	23 761	62	742	14	7
Exposhopping Expomaritt Istanbul 15th International Maritime Exhibition	1	2/4	5/4	8 000	8 000	0					95			0	T/P	30 000	600	758	14	8
Fair Beekeeping Turkey Istanbul	1	22/2	24/2	1 563	1 563	0					27			0	T/P	26 814	71	385	14	3
Fespa Eurasia	1	5/12	8/12	1 589	1 589	159				16	57	12		14	T/P	18 320	1 065	319	14	8
Food - Tech Eurasia 2019 14th International Food and Beverage Technologies Fair	1	23/10	26/10	28 851	28 851	497					418	23		0	T/P	25 538	3 290	639	14	8
Food Istanbul 2019	1	4/9	7/9	17 090	17 090	0				8	101			14	T/P	25 655	127	435	14	3
Foteg Istanbul 2019 International Trade Fair For Food Processing and Packaging Technologies	1	7/3	10/3	1 305	1 305	0					37			0	T/P	15 163	68	396	14	4
Four Effects 2019 Engineering Meeting and Fair	1	4/4	4/4	1 790	1 790	24				2	82	2		1	T/P	7 013	305	197	14	5
Future Travel Experience Emea - Co-Located With The New Airport Show Istanbul	1	19/6	20/6	20 000	20 000	0					47			0	T/P	245 000	0	122	14	8
Gaming Istanbul International Digital Entertainment and Game Fair	1	31/1	3/2	2 093	2 093	0					77			49	T/P	4 579	475	361	14	8
GAS&POWER Network, 3rd Electric, natural gas, alternative energy equipments and technologies fair	1	28/3	30/3	2 500	2 500	0					55			0	T/P	8 750	0	250	14	25
Global Clean Expo	1	21/2	23/2	1 100	1 100	210				13	51	9		11	T/P	1 100	65	279	14	3
Greatist Dental Equipments and Materials Exhibition	1	25/10	27/10	3 000	3 000	0					47			0	T/P	5 300	30	775	14	3
Hajj and Umrah Tours Service Fair	1	28/8	29/8	12 690	12 690	618				16	348	54		0	T/P	51 218	11 318	378	14	5
Halal Expo	1	28/11	1/12	8 000	8 000	0					38			0	T/P	30 000	0	61	14	2
Heritage Istanbul 2019 4.Restoration, Archeology and Museology Technologies Fair & Conference	1	11/4	13/4								31			0	T/P	162 795	0	723	14	27
IBS Mother Baby Child Fair	1	13/12	15/12	2 847	2 847	0					40			0	T/P	36 113	4 153	122	14	8
ICCI-Powered by Power-Gen International Energy And Environment Fair And Conference	1	28/5	30/5	700	700	12				2	41	1		0	T/P	5 258	0	671	14	21
ICSS - Clean Coal Technologies Summit and Fair	1	18/4	19/4	900	900	0					22			0	T/P	86 000	14 000	306	14	8
IDEF 2019 14th International Defence Industry Fair	1	30/4	3/5	3 000	3 000	300				21	1 068	21		0	T/P		1 000	756	14	10
IDEX 2019 16.Istanbul Dental Exhibition	1	11/4	14/4	9 533	9 533	2 119				39	383	82		134	T/P	10 854	2 909	608	14	7
IDMA 2019 8.International, Flour, Semolina, Rice, Corn, Bulgur, Feed Milling Machinery & Pulse, Pasta, Biscuit Technologies Exhibition	1	20/3	23/3	6 800	6 800	0					108			0	T/P	54 600	0	592	14	20
IEFT Foreign Education Fairs Of Turkey	1	28/2	28/2	4 320	4 320	0					96			0	T/P	2 349	602	434	14	4
IEFT Foreign Education Fairs Of Turkey	1	2/3	3/3	10 500	10 500	0					87			0	T/P	60 150	0	434	14	2
IEFT Foreign Education Fairs Of Turkey	1	25/10	25/10	3 000	3 000	0					47			0	T/P	5 300	30	434	14	3
IEFT Foreign Education Fairs Of Turkey	1	26/10	27/10	7 000	7 000	0					72			0	T/P	50 000	200	434	14	17
IFAT EURASIA 2019	1	28/3	30/3	2 151	2 151	0					62			0	T/P	2 030	12	546	14	2
II. Nuclear Power Plants Summit ve Expo	1	5/3	6/3	7 176	7 176	0					23			0	T/P	40 150	0	425	14	27
INTERMOB 2019 22nd International Furniture Side Industry, Accessories, Forestry Products And Wood Technology Fair	1	12/10	16/10	4 176	4 176	974				16	146	32		56	T/P	7 698	34	639	14	26
International CNR Book Fair	1	9/3	17/3	558	558	0					21				T/P	25 680	113	608	14	22
International Logitrans Transport Logistics Exhibition	1	13/11	15/11	7 355	7 355	0					82			1	T/P	55 840	379	236	14	27
International Silmo Istanbul Optical Fair	1	21/11	24/11	4 642	4 642	186				4	97	4		0	T/P	11 211	1 112	1	14	27

(*) Please refer to each national definition given at the beginning of the report

2019 EVENTS BY CITY

	Interval Year	Opening date	Closing date	Space						Exhibitors				Visitors/Visits (*)		Organiser	Auditor	Industry sector			
				Rented Space (sq.m)						Exhibitors with their own stands		Represented firms		Admission for Trade/Public	Total						
				Total	Halls		Open air		from ... countries	Total	Foreign/ International (*)	Total	Foreign/ International (*)		Total				Foreign/ International (*)	Total	Foreign/ International (*)
					Total	Foreign/ International (*)	Total	Foreign/ International (*)													
Intertraffic Istanbul 10th International Infrastructure, Traffic Management, Road Security and Park Systems Fair	1	10/4	12/4	5 184	5 184	5 139			2	295	290		0	T/P	9 875	765	758	14	8		
Isaf Fire & Rescue Exhibition	1	17/10	20/10	2 580	2 580	0				124			0	T/P	11 460	1 246	503	14	22		
ISAF IT Security Exhibition	1	17/10	20/10	2 000	2 000	0				26			0	T/P	52 500	1 450	503	14	2		
ISAF Safety & Health Exhibition	1	17/10	20/10	21 700	21 700	125				103	4		30	T/P	52 500	1 450	503	14	2		
Isaf Security Exhibition	1	17/10	20/10	2 100	2 100	25			2	31	1		0	T/P	52 500	1 450	503	14	26		
Isaf Smart Home Exhibition	1	17/10	20/10	3 657	3 657	48			2	58	1		132	T/P	5 854	252	503	14	27		
ISK-SODEX 2019	1	2/10	5/10	3 057	3 057	0				38			0	T/P	34 350	100	389	14	25		
Istanbul Jewelry Show March 2019 48. Istanbul International Jewelry, Watch & Equipment Fair	1	21/3	24/3	3 774	3 774	0				128			0	T/P	215 700	0	759	14	27		
Istanbul Jewelry Show October 2019 49. Istanbul International Jewelry, Watch & Equipment Fair	1	10/10	13/10	2 847	2 847	117			2	39	2		1	T/P	1 470	465	759	14	13		
Istanbul Art Show 2019 Exhibition	1	20/12	22/12	2 400	2 400	0				65			0	T/P	190 000	0	723	14	25		
Istanbul Beauty and Wellness Show	1	19/9	22/9	4 541	4 541	1 488			23	74	43		0	T/P	74 000	6 000	435	14	10		
Istanbul Children's Fashion Fair - İCF Istanbul	1	20/3	23/3	22 229	22 229	2 633			14	203	32		7	T/P	14 664	2 716	740	14	25		
Istanbul Marathon and Sports Expo	1	31/10	2/11	17 000	17 000	0				128			0	T/P	112 000	0	732	14	17		
Istanbul Stationery- Office Fair	1	20/2	24/2	3 200	3 200	0			4	74			14	T/P	2 612	25	753	14	2		
Istanbul Toy Fair	1	26/2	1/3	56 166	56 166	2 854			18	706	94		0	T/P	81 746	24 451	753	14	25		
Istanbullight 12th International Lighting & Electrical Equipments Fair and Congress	1	18/9	21/9	4 424	4 424	70			3	83	3		0	T/P	10 210	626	758	14	25		
KALITE '19	1	23/10	26/10	393	393	0				28			13	T/P	7 064	71	450	14	27		
KATEF-Trade Fair For Suppliers Of Public Corporations	1	19/12	21/12	3 204	3 204	0			3	45			3	T/P	1 172	41	9	14	27		
LESHOW İSTANBUL	1	24/1	26/1	2 158	2 158	0				96			0	T/P	7 610	0	747	14	17		
Life Sciences Food and Nutritional Ingredients 2019	1	24/10	26/10	2 184	2 184	0				65			0	T/P	15 745	5	58	14	22		
LIFE SCIENCES PHARMAIST 2019	1	24/10	26/10	44 804	44 804	43 618			17	735	155		228	T/P	85 371	10 027	58	14	27		
Lifestyle Turkey	1	17/1	19/1	10 000	10 000	0				22			10	T/P	25 000	0	308	14	3		
Lifestyle Turkey	1	22/8	24/8	2 200	2 200	1 100			6	110	70		20	T/P	1 500	1 500	308	14	27		
Linexpo İstanbul Underwear and Socks Expo	1	6/2	9/2	1 787	1 787	9			2	96	1		25	T/P	6 711	76	339	14	8		
Local Chain Stores Meeting 2019 Conference and Exhibition	1	17/4	18/4	6 500	6 500	0				50			5	T/P	20 000	1 500	336	14	8		
Metalexpo Eurasia İstanbul Iron, Steel, Metal Products & Manufacturing Technologies	1	11/9	14/9	13 640	13 640	0				163			0	T/P	84 000	0	682	14	7		
Migros Supplier Exhibition	1	4/4	7/4	800	800	0				41			0	T/P		0	436	14	26		
MOBILEFEST	1	21/11	24/11	1 777	1 777	0				67			0	T/P	38 350	35	395	14	4		
Motobike İstanbul	1	21/2	24/2	2 467	2 467	0			1	63			1	T/P	26 814	71	526	14	2		
Natural Stone İstanbul Marble Fair 2019 International Marble Natural Stone Products And Technologies Exhibition	1	23/10	26/10	7 446	7 446	0				78			0	T/P	41 847	200	608	14	2		
Nuts and dry fruits industry, machinery and equipments	1	11/7	14/7	2 548	2 548	53			3	51	3		0	T/P	1 597	191	490	14	8		
PaintExpo Eurasia 2019	1	7/11	9/11	14 557	14 557	142			18	365	3		168	T/P	34 182	691	58	14	13		
Palm dates andpalm dates industry, machinery and equipments	1	11/7	14/7	1 520	1 520	0				53			7	T/P	2 250	212	490	14	25		
Petroleum İstanbul 14. International Petroleum LPG, Lubricants Equipment And Technology Fair	1	28/3	30/3	7 348	7 348	138			23	132	10		27	T/P	4 895	495	250	14	9		
PETZOO Turkey International Pet Products Materials and Accesories Supplier's Exhibition	1	31/10	3/11	3 000	3 000	0				72			0	T/P	238 000	0	761	14	18		

(*) Please refer to each national definition given at the beginning of the report

2019 EVENTS BY CITY

	Interval Year	Opening date	Closing date	Space						Exhibitors				Visitors/Visits (*)		Organiser	Auditor	Industry sector	
				Total	Rented Space (sq.m)		Open air		from ... countries	Total	Foreign/ International (*)	Represented firms		Admission for Trade/Public	Total				Foreign/ International (*)
					Total	Foreign/ International (*)	Total	Foreign/ International (*)				Total	Foreign/ International (*)						
UFI Istanbul Fair																			
Plast Eurasia İstanbul 2019 29th International İstanbul Plastics Industry Fair	1	4/12	7/12	6 031	6 031	440			34	142	30	57	T/P	18 320	1 065	756	14	4	
POOLEXPO 2019	1	2/10	5/10	539	539	0				32		0	T/P	34 350	100	389	14	25	
Premiere Vision İstanbul	1	20/3	22/3	5 870	5 870	0				151		0	T/P	9 780	760	430	14	25	
Promotion Show İstanbul	1	25/9	28/9	4 200	4 200	0				61		5	T/P	63 560	0	682	14	18	
PUTECH EURASIA 2019	1	28/11	30/11	2 080	2 080	0			5	40		5	T/P	1 520	63	58	14	15	
R+T Turkey 4.International Trade Fair For Roller Shutters, Gates and Sun Protection Systems	1	28/11	30/11	2 463	2 463	18			12	102	2	48	T/P	3 369	518	532	14	2	
Rew İstanbul 2019 15th International Recycling, Environmental Technologies and Waste Management Trade Fair	1	21/3	24/3	13 800	13 800	0				75		20	T/P	18 400	460	411	14	26	
Sign İstanbul 2019	1	19/9	22/9	871	871	25			3	37	3	0	T/P	10 210	626	411	14	27	
SIRHA İSTANBUL 2019	1	14/11	16/11	9 197	9 197	790			34	397	49	167	T/P	11 847	1 789	361	14	19	
Steel Expo, Steel, Metal Products & Manufacturing Technologies	1	11/9	14/9	12 000	12 000	0				110		0	T/P	49 793	0	682	14	5	
STT Surtech Eurasia 2019	1	7/11	9/11	4 456	4 456	0				100		0	T/P	21 687	2 143	58	14	22	
Studyexpo Language and Summer Schools Fair	1	23/2	24/2	1 463	1 463	0				38		0	T/P	250 000	0	707	14	3	
Studyexpo Language and Summer Schools Fair	1	2/3	3/3	1 500	1 500	0				55		0	T/P	2 000	1 500	707	14	11	
Studyexpo Secondary and Higher Education Fair	1	16/11	16/11	7 207	7 207	293			10	155	9	14	T/P	31 800		707	14	25	
Studyexpo Secondary and Higher Education Fair	1	17/11	17/11	2 819	2 819	2 108			19	115	86	8	T/P	4 355	139	707	14	18	
Texthub İstanbul Exhibition	1	16/11	18/11	2 925	2 925	0				64		0	T/P	613 026	0	216	14	5	
TUBE & STEEL İstanbul	1	17/4	20/4	650	650	0				22		0	T/P	86 000	14 000	756	14	2	
TUCH Expo - Elişi ve Hobi Malzemeleri Ticaret Fuarı	1	3/10	6/10	1 280	1 280	0				54		0	T/P	1 058	7	9	14	9	
Turkeybuild İstanbul 2019 - 42nd Construction	1	18/6	22/6	20 000	20 000	0				200		0	T/P	245 000	0	795	14	2	
Turkish Dental Association Expodental 2019	1	4/9	7/9	4 566	4 566	0				87		0	T/P	92 347	0	745	14	3	
UNIBIKE İstanbul Bicycle and Bicycle Equipments Fair	1	11/4	14/4	3 700	3 700	0			4	66		4	T/P	1 875	63	732	14	25	
UNICERA Ceramic, Bathroom and Kitchen Fair	1	5/2	9/2	2 123	2 123	114			5	79	6	25	T/P	4 579	475	435	14	11	
VIV TURKEY 2019 International Trade Fair For Poultry Technologies	1	13/6	15/6	15 000	15 000	0				27		0	T/P	245 000	0	396	14	14	
WESCE / WORLD Energy Strategies Congres and Exhibition	1	26/8	28/8	2 000	2 000	1 000			2	85	60	20	T/P	5 000	300	238	14	5	
WIN Eurasia 2019	1	14/3	17/3	4 500	4 500	0				17		0	T/P	76 232	0	387	14	27	
Wire and Cable İstanbul	1	17/4	20/4	1 950	1 950	0				29		0	T/P	86 000	14 000	756	14	19	
Wood Processing Machinery 2019 32nd International Wood Processing Machines, Cutting Tools, Hand Tools Fair	1	12/10	16/10	5 248	5 248	0				105		0	T/P	53 733	72	639	14	22	
World Of Marriage 2019	1	1/2	3/2	1 307	1 307	0				36		21	T/P	4 579	475	594	14	21	
Worldfood İstanbul 2019 27.International Food & Beverage, Food Ingredients And Food Processing Exhibition	1	4/9	7/9	873	873	0			5	62		4 536	T/P	771	5 009	217	14	27	

(*) Please refer to each national definition given at the beginning of the report

2019 EVENTS BY CITY

Interval Year	Opening date	Closing date	Space						Exhibitors				Visitors/Visits (*)		Organiser	Auditor	Industry sector		
			Total	Rented Space (sq.m)		Open air		from ... countries	Exhibitors with their own stands		Represented firms		Admission for Trade/Public	Total				Foreign/ International (*)	
				Total	Foreign/ International (*)	Total	Foreign/ International (*)		Total	Foreign/ International (*)	Total	Foreign/ International (*)							
Izmir (TR)																			
	1	7/2	10/2	249	249	0				17			6	T/P	3 809	12	585	14	1
	1	6/4	14/4	14 100	14 100	0				154			0	T/P	76 686	1 941	756	14	8
	1	17/1	20/1	10 000	10 000	0				135			0	T/P	450 000	0	241	14	1
	1	26/7	27/7	3 670	3 670	400				90	10		550	T/P	4 250	750	235	14	8
	1	5/12	6/12	4 625	4 625	162				3	75	4	162	T/P	605 000	277	235	14	8
	1	6/9	15/9	3 600	3 600	630				32	59	7	12	T/P	4 140	1 051	440	14	27
	1	15/3	15/3	2 176	2 176	268				69	28		0	T/P	3 375	518	32	14	8
	1	18/10	18/10	6 732	6 732	355				8	126	17	9	T/P	34 772	1 808	32	14	8
	1	9/9	11/9	6 400	6 400	0				41			15	T/P	18 800	0	440	14	25
	1	21/2	24/2	10 409	10 409	344				30	345	19	230	T/P	9 424	3 618	108	14	18
	1	21/2	24/2	2 986	2 986	0				71			0	T/P	2 407	742	108	14	18
	1	21/2	24/2	21 885	21 885	24				4	205	2	2	T/P	20 719	612	108	14	18
	1	21/2	24/2	3 078	3 078	0				41				T/P	11 855	972	108	14	19
	1	21/2	24/2	2 706	2 706	16				17	56	1	33	T/P	2 711	271	108	14	19
	1	21/2	24/2	1 850	1 850	0				61			2	T/P	25 184	1 443	108	14	26
	1	21/2	24/2	42 881	42 881	1 924				46	1 104	129	329	T/P	64 233	9 406	108	14	19
	1	21/2	24/2	4 190	4 190	0				14	113		35	T/P	64 233	9 406	108	14	19
	1	6/3	9/3	15 000	15 000	0				120			0	T/P	160 000	0	440	14	2
	1	15/5	18/5	1 200	1 200	1 000				25	180	166	0	T/P	10 500	0	440	14	2
	1	20/2	23/2	400	400	372				17	80	72	0	T/P	3 200	0	366	14	2
	1	20/2	23/2	2 860	2 860	0				96			0	T/P	3 544	484	366	14	2
	1	26/2	26/2	1 140	1 140	0				32			0	T/P	3 128	79	434	14	8
	1	23/10	23/10	3 212	3 212	0				3	71		13	T/P	16 982	0	434	14	8
	1	22/1	25/1	900	900	0				51			21	T/P	2 409	13	440	14	25
	1	10/4	12/4	6 000	6 000	362				2	46	4	0	T/P	21 000	1 620	217	14	26
	1	22/1	24/1	600	600	564				15	82	76	0	T/P	4 000	0	440	14	25
	1	9/10	12/10	5 203	5 203	0				30			0	T/P	50 000	2 500	756	14	19
	1	27/3	30/3	1 672	1 672	0				108			0	T/P	43 123	0	440	14	9
	1	23/10	26/10	756	756	120				6	64	10	28	T/P	2 189	59	440	14	9
	1	6/3	10/3	1 659	1 659	263				66	24		0	T/P	2 178	429	233	14	12
	1	21/3	24/3	1 659	1 659	263				66	24		0	T/P	2 178	429	717	14	3

(*) Please refer to each national definition given at the beginning of the report

2019 EVENTS BY CITY

	Interval Year	Opening date	Closing date	Space						Exhibitors				Visitors/Visits (*)		Organiser	Auditor	Industry sector	
				Total	Rented Space (sq.m)		Open air		from ... countries	Total	Foreign/ International (*)	Represented firms		Admission for Trade/Public	Total				Foreign/ International (*)
					Total	Foreign/ International (*)	Total	Foreign/ International (*)				Total	Foreign/ International (*)						
SHOEXPO Izmir 45 th Izmir Footwear and Bags Fair	1	24/4	26/4	1 150	1 150	30			2	52	4		35	T/P	4 639	213	440	14	25
SHOEXPO Izmir 46.Footwear and Bags Fair	1	23/10	25/10	3 764	3 764	0				161			5	T/P	87 094	0	440	14	25
Studyexpo Language and Summer Schools Fair	1	28/2	28/2	7 827	7 827	0			1	192			1	T/P	276 288	8 868	707	14	8
Studyexpo Secondary and Higher Education Fair	1	21/11	21/11	16 206	16 206	135			21	606	9		115	T/P	605 000	277	707	14	8
TESKON-SODEX 2019	1	17/4	20/4	720	720	665			20	91	84		0	T/P	20	0	389	14	5
Travel Turkey Izmir 13th Tourism Fair and Conference*	1	5/12	7/12	4 662	4 662	0				95			10	T/P	6 564	1 418	440,749	14	3
UKEYF- International Izmir Gracefully Aging Fair and Congress	1	17/10	19/10	2 696	2 696	0			7	86			15	T/P	44 560	310	440	14	27
Jönköping (S)																			
Elmia Garden	1	24/9	26/9	3 992	3 992			0	6	112			0	T	2 616		244	13	1
Elmia Park	2	24/9	26/9	12 320	5 654			6 666	12	179			0	T	6 431		244	13	5
Elmia Subcontractor	1	12/11	15/11	17 546	17 546			0	29	1 122			0	T	14 770		244	13	19
SkogsElmia	4	6/6	8/6	20 747	312			20 435	19	303			6	T	20 438		244	13	1
Jyväskylä (SF)																			
Infratech 2019	2	15/5	16/5	4 796	4 002			794	6	223			0	T	5 673		448	11	5
Joulumarkkinat 2019	1	7/12	8/12	2 690	2 690			0	2	285			0	P	18 849		448	11	3
Jyväskylän Kädentaito-, Hyvinvointi- ja Antiikkimessut	1	6/4	7/4	2 052	2 052			0	1	275			0	P	9 918		448	11	3
Jyväskylän Rakennusmessut 2019	1	8/3	10/3	4 936	4 936			0	3	239			0	P	16 204		448	11	5
Kids&Pets 2019	1	23/3	24/3	606	606			0	2	83			0	P	6 679		448,677	11	3
KoneAgria 2019	2	10/10	12/10	12 343	10 780			1 563	6	216			0	T	12 575		448	11	1
Neste Oil Rally HQ 2019	1	1/8	4/8	8 719	673			8 046	4	43			0	T/P	66 696		448	11	16
Rekry, Työelämä & Koulutus 2019	1	22/1	22/1	659	659			0	1	95			0	P	4 718		448	11	8
Wood 2019	2	4/6	6/9	4 830	4 802			28	9	142			159	T	4 435		448	11	5
Kahramanmaraş (TR)																			
Agriculture, Greenhouse Livestock and Technology	1	31/10	3/11	1 497	1 497	0			1	44			1	T/P	183 245	300	225	14	1
International Textile and Clothing Machinery, Side Industry and Accessories	1	26/9	28/9	9 724	9 724	0			12	98			26	T/P	183 245	300	225	14	25
Karlsruhe (D)																			
LEARNTEC - International Trade Fair and Convention	1	29/1	31/1	5 755	5 755	785			15	328	56			T	11 789	719	452	8	8
NUFAM - Trade fair for commercial vehicles	2	26/9	29/9	37 756	29 990	1 891	7 766	280	13	408	63	19	10	T/P	26 043	1 510	452	8	16
REHAB - Rehabilitation Therapy Care Inclusion	2	16/5	18/5	12 082	12 082	2 532			21	468	65	15	9	T/P	16 178	404	452	8	22
Karpacz (PL)																			
KRIO	1	14/11	17/11	2 418	2 418	503	0	0	5	108	16			T	1 196		379	4	23
Kassel (D)																			
RO-KA-TECH - International Trade Fair for Pipe and Sewer technology	1	8/5	10/5	14 619	11 622	1 774	2 997	174	22	304	63			T	8 565	2 168	771	8	5, 19
Kastamonu (TR)																			
Kastamonu Wood Fair	1	2/10	6/10	11 064	11 064	95			2	151	10			T/P	28 539	2 165	669	14	1
Katowice (PL)																			
Golden Marketing Conference	1	20/11	21/11	12	12	0	0	0	1	2	0			T	206		379	4	4
International Fair of Mining, Energy and Metallurgy	2	10/9	13/9	10 636	6 205	2 284	4 431	2 000	12	310	110			T	16 180		618	4	19

(*) Please refer to each national definition given at the beginning of the report

2019 EVENTS BY CITY

	Interval Year	Opening date	Closing date	Space					Exhibitors					Visitors/Visits (*)		Organiser	Auditor	Industry sector			
				Total	Rented Space (sq.m)			Open air		from ... countries	Exhibitors with their own stands		Represented firms		Admission for Trade/Public					Total	Foreign/ International (*)
					Total	Foreign/ International (*)	Total	Foreign/ International (*)	Total		Foreign/ International (*)	Total	Foreign/ International (*)								
														Total							
Kayseri (TR)																					
Kayseri Agricultural 2019 Agricultural Stock Farming Fair and Food of Kayseri Turkish World and Relatives Community Agricultural Fair	1	7/3	10/3	10 000	10 000	1 103				58	305	44	14	T/P	12 756	1 827	87	14	1		
K.MOB 2019 Kayseri 8th Furniture Fair	1	9/10	13/10	1 264	1 264	0					56		0	T/P	2 152	35	756	14	12		
Kazan (RU)																					
AGROCOMPLEX: INTERAGRO. ANIMED. FARMER OF THE VOLGA REGION	1	13/2	15/2	776	776	9	0	0	2	56	1	0	0	T/P	14 809	9	453		1		
Art Gallery. Kazan	1	30/10	3/11	1 005	1 005	16	0	0	4	251	3	0	0	T/P	8 736	0	453	12	3		
JewelryExpo. Kazan	1	17/7	21/7	613	598	3	15	0	1	118	0	0	0	T/P	9 975	0	453	12	24		
Mechanical Engineering. Metalworking. Welding. Kazan	1	4/12	6/12	2 100	2 100	599	0	0	6	205	22	0	0	T	9 013	16	453	12	19		
Oil. Gas. Petrochemistry	1	2/9	4/9	2 326	2 082	355	244	0	9	170	24	49	2	T/P	4 690	50	453	12	9		
VolgaStroyExpo	1	23/4	26/4	1 000	580	0	420	0	1	82	0	0	0	T/P	10 650	0	453		5		
Энергетика.Ресурсосбережение	1	10/4	12/4	1 722	1 722	96	0	0	2	131	2	0	0	T/P	10 148	4	453		9		
Kempten (D)																					
ALLGÄUER FESTWOCHE - Rural tradition exhibition in Kempten	1	10/8	18/8	9 899	6 450	228	3 449	174	6	348	17			P	111 169		454	8	27		
Khanty-Mansiysk (RU)																					
PRODUCTS OF UGRA LAND	1	7/12	9/12	1 372	1 372	0	0	0	1	219	0	209	0	T/P	16 000	0	796		27		
Kielce (PL)																					
3D printing days	1	26/3	28/3	1 338	1 338	64	0	0	3	55	3			T	incl. in stom-TOOL		456	4	11		
4insulation	1	27/2	1/3	289	289	168	0	0	4	19	7			T	incl. in ENEX		456	4	19		
AGROTECH	1	15/3	17/3	41 649	34 899	3 814	6 750	183	20	670	62			T/P	76 010		456	4	1		
AGROTRAVEL	1	30/11	1/12	549	549	27	0	0	3	62	2			P	3 358		456	4	3		
ART AND CRAFT	1	30/11	1/12	405	399	20	6	0	2	60	2			P	incl. in AGROTRAVEL		456	4	3		
AtoPsoriaDerm	1	30/6	30/6	116	116	0	0	0	1	18	0			T/P	256		456	4	22		
AUTOSTRADA, ROTRA, TRAFIC EXPO-TIL, EUROPARKING	1	14/5	16/5	10 747	3 118	645	7 629	937	17	197	56			T	9 445		456	4	5		
AVIATION EXPO	1	27/9	28/9	1 209	1 209	221	0	0	3	34	2			T/P	1 525		456	4	20		
CONTROL-stom	1	26/3	28/3	793	793	48	0	0	2	33	2			T	incl. in stom-TOOL		456	4	19		
DENTOPOLIS	1	23/5	26/5	344	344	0	0	0	1	60	0			T	1 009		456	4	22		
Digital Stage Europe	1	7/3	9/3	632	482	32	150	0	2	16	1			T	801		456	4	4		
DOM	1	5/4	7/4	4 621	3 649	93	972	32	2	171	6			T/P	13 094		456	4	5		
DUB IT, TUNING & MOTORSPORT SHOW	1	29/6	30/6	3 092	2 132	145	960	0	2	56	7			P	7 891		456	4	16		
ECO-STYLE	1	30/11	1/12	515	506	0	9	0	1	52	0			P	incl. in AGROTRAVEL		456	4	3		
EDUCATION Technologies	1	22/10	23/10	125	125	10	0	0	2	15	2			T/P	1 059		456	4	8		
EDUCATION TECHNOLOGIES	1	20/3	21/3	360	360	0	0	0	1	54	0			T	5 220		456	4	8		
EKOTECH	1	27/2	1/3	1 095	1 068	146	27	0	9	51	8			T/P	incl. in ENEX		456	4	10		
Employment Fair	1	16/4	16/4	633	633	24	0	0	4	94	4			T/P	1 787		456	4	8		
ENEX, ENEX-NOVA ENERGIA	1	27/2	1/3	1 428	1 428	205	0	0	4	89	9			T	5 141		456	4	9		
EXPO GAS	2	24/4	25/4	2 449	2 360	390	89	34	10	105	33			T	2 998		456	4	9		
EXPO SURFACE	1	26/3	28/3	1 503	1 503	1 414	0	0	8	76	20			T	incl. in stom-TOOL		456	4	19		
EXPOSITIO	1	10/6	12/6	452	452	93	0	0	4	25	6			T/P	incl. in SACRO		456	4	4		
FIT Weekend	1	12/4	14/4	201	201	0	0	0	1	17	0			T/P	4 063		456	4	3		
GAME ON	1	22/6	23/6	1 583	1 583	0	0	0	1	23	0			P	3 955		456	4	21		
Garden & YOU	1	5/4	7/4	1 331	278	0	1 053	0	1	50	0			T/P	incl. in DOM		456	4	3		
Green City Expo	1	27/2	1/3	57	57	0	0	0	1	3	0			T/P	incl. in ENEX		456	4	10		

(*) Please refer to each national definition given at the beginning of the report

2019 EVENTS BY CITY

	Interval Year	Opening date	Closing date	Space					Exhibitors					Visitors/Visits (*)			Organiser	Auditor	Industry sector
				Total	Rented Space (sq.m)		Open air		from ... countries	Total	Foreign/ International (*)	Represented firms		Admission for Trade/Public	Total	Foreign/ International (*)			
					Total	Foreign/ International (*)	Total	Foreign/ International (*)				Total	Foreign/ International (*)						
HEALTH & BEAUTY	1	30/11	1/12	466	466	22	0	0	2	58	1			P	incl. in AGROTRAVEL	456	4	14	
Horti-Tech	1	13/2	14/2	2 882	2 882	0	0	0	1	80	0			T/P	3 500	456	4	1	
Intern.Pedigree Dog Exhibition	1	23/11	24/11	582	582	0	0	0	3	51	3			T/P	8 940	456	4	3	
KID'S TIME	1	20/2	22/2	20 477	20 477	5 479	0	0	21	566	161			T	6 858	456	4	3	
KIELCE BIKE EXPO	1	19/9	21/9	5 946	5 946	1 530	0	0	12	152	56			T/P	7 073	456	4	3	
KIELCE FLUID POWER	1	26/3	28/3	448	448	36	0	0	2	24	2			T	incl. in stom-TOOL	456	4	19	
KIELCE IFRE EXPO	1	6/6	9/6	5 357	1 578	132	3 779	1 160	7	101	21			T	7 630	456	4	7	
KIELCE WORK SAFETY EXPO	1	6/6	8/6	220	129	9	91	0	2	15	1			T	incl. in IFRE	456	4	7	
LAS-EXPO	1	15/3	17/3	2 755	1 027	108	1 728	0	2	50	2			T/P	incl. in AGROTECH	456	4	1	
MKBR	1	26/11	27/11	143	143	0	0	0	1	35	0			T	227	456	4	4	
MSPO	1	3/9	6/9	25 467	15 410	4 097	10 057	3 096	31	545	314			T/P	30 552	456	4	7	
MTL	1	3/9	6/9	1 108	904	54	204	0	7	60	11			T/P	incl. in MSPO	456	4	7	
National Pigeon Exhibition	1	7/12	8/12	2 845	2 845	0	0	0	1	341	0			T/P	3 640	456	4	3	
National Pigeon Exhibition	1	27/1	28/1	5 079	5 079	16	0	0	2	396	1			P	5 077	456	4	3	
NECROEXPO	1	14/6	16/6	2 574	2 464	903	110	0	11	105	29			T/P	1 506	456	4	4	
PLASTPOL	1	28/5	31/5	17 497	17 364	5 240	133	12	42	910	570			T	19 760	456	4	17	
PSB Group Expo	1	5/3	6/3	11 389	10 870	1 623	519	347	3	375	51			T	1 530	456	4	5	
R&R Fair - Grocery Wholesaler	1	22/10	22/10	1 255	1 255	0	0	0	1	58	0			T	702	456	4	27	
SACROEXPO	1	10/6	12/6	4 936	4 870	619	66	0	11	280	34			T/P	3 684	456	4	4	
SAFE STADION Conference	1	24/10	24/10	18	18	0	0	0	1	5	0			T	467	18	456	4	7
SENIOR FAIR	1	12/10	12/10	183	183	0	0	0	1	30	0			P	4 502	456	4	22	
stom-TOOL, stom-BLECH&CUTTING, stom-LASER, stom-ROBOTICS, Wirtoprocesy	1	26/3	28/3	12 258	12 088	3 750	170	0	22	316	153			T	13 836	456	4	19	
WEDDING	1	1/12	1/12	548	548	0	0	0	1	72	0			P	1 907	456	4	3	
WELDING	1	26/3	28/3	710	710	263	0	0	10	40	20			T	incl. in stom-TOOL	456	4	19	
Kiev (UA)																			
AgroComplex	2	29/10	31/10	5 749	5 640	744	109	0	13	305	41			T	12 298	79	457	3	1
Building, Architecture, Real Estate	1	29/10	31/10	1 153	1 153	80	0	0	3	69	3			T	5 576	11	457	3	5
Design Living Tendencies (DLT) / Furniture Technologies, Components, Textiles	1	16/10	19/10	4 565	4 565	1 243	0	0	4	204	28			T/P	15 833	124	457	3	12
Elcom Ukraine 2019	1	9/4	12/4	3 067	2 996	1 255	71	0		165	60			T	7 375		264	3	18
Food Expo / Bakery and Confectionery Industry	1	10/4	12/4	2 132	2 132	684	0	0	5	70	5			T	8 255	28	457	3	2
Grain Tech Expo / Agro Animal Show / Fruit.Vegetables.Logistics	1	19/2	21/2	15 558	15 220	3 788	338	0	26	532	166			T	18 214	242	457	3	1
InterBuildExpo	1	19/3	22/3	10 674	10 587	614	87	25	15	477	30			T	25 623	157	457	3	5
InterCHARM	1	18/9	20/9	11 535	11 511	1 303	24	0	16	674	96	4	2	T/P	34 130	680	438	12	14
International Forum of Restaurant, Hotel Business and Cleaning (FoReCH)	1	25/9	27/9	5 810	5 786	695	24	0	9	240	15			T	8 269	0	457	3	2
Jeweler Expo Ukraine (Autumn)	1	28/11	1/12	2 768	2 768	24	0	0	4	158	3			T/P	17 103	52	457	3	24
Jeweler Expo Ukraine (Spring)	1	23/5	26/5	2 730	2 730	18	0	0	3	139	2			T/P	14 781	57	457	3	24
Kiev International Furniture Forum (KIFF) / MTKT Innovation	1	27/2	2/3	10 728	10 728	962	0	0	7	319	17			T/P	26 678	206	457	3	12
Kyiv Fashion (Autumn)	1	10/9	12/9	7 606	7 606	878	0	0	12	338	48			T	10 817	110	457	3	25
Kyiv Fashion (Spring)	1	30/1	1/2	5 745	5 745	619	0	0	8	277	35			T	9 882	57	457	3	25
Pack Fair / FoodTechMash	1	10/4	12/4	1 690	1 690	321	0	0	7	107	17			T	incl. in Food Expo	457	3	11	
UITT	1	27/3	29/3	3 300	3 300	2 485	0	0	23	333	219	14	10	T/P	7 981	239	438	12	3

(*) Please refer to each national definition given at the beginning of the report

2019 EVENTS BY CITY

	Interval Year	Opening date	Closing date	Space						Exhibitors					Visitors/Visits (*)			Organiser	Auditor	Industry sector		
				Total	Rented Space (sq.m)			Open air			from ... countries	Exhibitors with their own stands		Represented firms		Admission for Trade/Public	Total					Foreign/ International (*)
					Total	Foreign/ International (*)	Total	Foreign/ International (*)	Total	Foreign/ International (*)		Total	Foreign/ International (*)									
														Total	Foreign/ International (*)							
Kirklareli (TR)																						
	1	24/4	28/4	4 719	4 719	0			5	116			11	T/P	34 256	122	643	14	1			
	1	24/4	28/4	1 805	1 805	190			4	100	11		0	T/P	15 300	475	643	14	16			
	1	18/9	22/9	723	723	0				22			0	T/P	15 300	475	643	14	1			
Kocaeli (TR)																						
	1	5/12	8/12	2 020	2 020	100			2	20	2		3	T/P	3 482	221	345	14	4			
	1	6/3	10/3	1 659	1 659	175				66	12		0	T/P	3 186	411	751	14	1			
	1	6/3	10/3	2 176	2 176	366				84	22		0	T/P	3 186	411	751	14	1			
	1	6/11	9/11	13 230	13 230	0				85			16	T/P	3 482	221	751	14	18			
Kokkola (SF)																						
	1	2/19	22/9	1 298	1 207		91		1	86		0		P	2 763		464	11	12			
Köln (D)																						
	2	5/10	9/10	155 526	155 526	128 607			107	7 972	7 222			T	169 653	130 320	461	8	2			
	2	5/11	8/11	35 506	35 506	24 964			47	841	612			T	27 373	17 816	461	8	4, 10, 14			
	2	26/2	28/2	10 638	10 638	10 557			18	776	773			T	7 784	4 193	461	8	3, 13			
	1	19/2	23/2	32 719	32 719	1 657			53	912	149			T	97 899	2 172	461	8	8	See note		
	1	11/9	12/9	26 443	26 443	7 216			39	847	274			T	37 352	11 065	461	8	4			
	2	9/5	11/5	4 216	4 216	1 422			23	161	62			T	4 131	1 553	461	8	2			
	3	20/3	23/3	21 936	21 936	3 159			26	410	105			T	45 861	7 137	353	8	5	See note		
	1	4/4	7/4	69 415	69 415	35 351			49	1 108	625			T/P	145 307	36 201	633	8	3, 22			
	1	29/3	31/3	15 067	15 067	8 986			43	425	315			T	16 880	7 053	461	8	3			
	2	12/3	16/3	86 074	86 074	45 568			64	2 248	1 643	68	50	T	164 681	97 856	461	8	22			
	1	14/1	20/1	132 640	132 640	95 106			52	1 365	1 010			T/P	149 501	50 337	461	8	12			
	2	21/5	24/5	100 016	99 992	73 032	24		61	1 804	1 448			T	73 822	55 223	461	8	12			
	1	27/1	30/1	46 903	46 903	36 165			76	1 659	1 449			T	39 432	26 376	461	8	2			
	1	19/9	22/9	57 930	57 930	46 142			51	1 267	1 123			T	23 723	17 933	461	8	25			
	1	27/1	30/1	10 630	10 630	6 715			34	343	227			T	22 407	15 853	461	8	2			
	1	2/2	4/2	6 575	6 575	3 679			25	169	116			T	3 458	1 772	461	8	3			
	1	1/9	3/9	110 688	109 514	87 254	1 174	919	67	2 278	1 950			T	40 119	26 036	461	8	3			

Note: Events with changing venues

(*) Please refer to each national definition given at the beginning of the report

2019 EVENTS BY CITY

	Interval Year	Opening date	Closing date	Space				Exhibitors				Visitors/Visits (*)				Organiser	Auditor	Industry sector		
				Total	Rented Space (sq.m)		Open air		from ... countries	Total	Foreign/ International (*)	Represented firms		Admission for Trade/Public	Total					Foreign/ International (*)
					Total	Foreign/ International (*)	Total	Foreign/ International (*)				Total	Foreign/ International (*)							
Konya (TR)																				
International Fair for The Ahl Community And Business Ethics Summit	1	27/11	30/11	5 494	5 494	0				88			11	T/P	68 250	0	21	14	27	
Konya 16. Construction, Construction Machines, Heating, Cooling, Air Conditioning, Installation and Natural Gas Technologies Fair	1	25/4	28/4	820	820	0				55			0	T/P	4 000	120	755	14	5	
Konya 3rd Residential Estate Fair	1	25/4	28/4	3 466	3 466	0				146			0	T/P	173 854	0	755	14	15	
Konya 9. Furniture, Decoration and Ideal Home 2019	1	25/4	28/4	1 324	1 324	0				56			21	T/P	2 440	112	755	14	12	
Konya Agriculture 2019 17th Agriculture, Agricultural Mechanization and Field Technologies Fair	1	19/3	23/3	2 000	2 000	76			3	48	3		0	T/P	30 000	780	755	14	1	
Konya Urban 2019 - 15. Municipal Necessities, Urban Furnishing, Landscaping, Fire Engines and Fire Safety Fair	1	25/4	28/4	4 979	4 979	765			24	158	79		0	T/P	15 600	1 272	755	14	10	
MAKTEK KONYA	1	10/4	13/4	1 288	1 288	0				39			0	T/P	10 278	683	755	14	19	
Potato Days Turkey	1	22/8	24/8	2 690	2 690	60				23	2		9	T/P	3 482	221	211	14	1	
Kouvola (SF)																				
Housing Fair in Kouvola 2019	1	12/7	11/8	5 744	4 040		1 704		1	124		0		P	114 156		727	11	5, 12	
Krakow (PL)																				
39. Kongres LNE	2x1	30/3	31/3	2 836	2 836	24	0	0	2	174	1			T	10 507		101	4	14	
40. Kongres LNE	2x1	9/11	10/11	3 119	3 119	18	0	0	2	199	1			T	9 036		101	4	14	
BAKEPOL	1	12/9	14/9	3 420	3 410	645	10	0	8	115	27			T	2 064	102	379	4	2	
Book Fair	1	24/10	27/10	4 034	4 034	93	0	0	20	568	55			P	66 112		713	4	8	
Cavaliada Krakow	1	28/2	3/3	638	638	60	0	0	3	52	5			P	12 843		379	4	3	
Education	1	21/3	23/3	4 855	4 785	90	70	0	6	97	6			P	free entry		713	4	8	
ENOEXPO	1	20/11	22/11	1 253	1 253	681	0	0	18	190	118			T/P	incl. in Horeca		713	4	2	
FASTENER POLAND	1	8/10	9/10	1 952	1 952	1 275	0	0	17	183	129			T	4 093	719	713	4	19	
Festival Popkultury Confiction	1	16/8	18/8	2 706	2 706	0	0	0	1	18	0			P	3 312		379	4	3	
GASTROFOOD/HORECA	1	20/11	22/11	2 679	2 679	441	0	0	13	214	42			T	15 342	179	713	4	2	
KOMPOZYT-EXPO	1	8/10	9/10	1 803	1 803	401	0	0	19	171	66			T	2 923	736	713	4	17	
KRAKIDENT	1	11/4	13/4	6 050	5 970	777	80	0	27	451	138			T	15 367	272	713	4	22	
MDO Krakow	1	9/3	10/3	320	306	24	14	0	1	19	1			P	3 170		379	4	15	
Moto Show	1	18/5	19/5	5 500	4 856	0	644	0	1	137	0			P	18 542		713	4	16	
Real Estate	2x1	9/3	10/3	747	747	0	0	0	1	78	0			P			573	4	15	
Real Estate	2x1	28/9	29/9	786	786	12	0	0	2	84	1			P			573	4	15	
Seniors Fair	1	27/9	28/9	798	798	12	0	0	3	113	2			P	3 762		713	4	3	
SyMAS/Maintenance	1	2/10	3/10	2 820	2 810	708	10	0	12	201	60			T	1 878	78	713	4	19	
Krasnodar (RU)																				
YUGAGRO	1	19/11	22/11	37 308	21 277	3 531	16 031	160	2	650	173	5	1	T/P	17 415	0	399	12	1	
Kuopio (SF)																				
Rekry, työelämä & koulutus Savo 2019	1	10/9	10/9	420	398		22		1	71		0		P	3 047		448	11	8	
Kütahya (TR)																				
(KÜTAF'19) Kütahya 11. Agriculture, Animal Husbandry, Commercial Growing Fruit, Flowers and Milk Institute Fair	1	25/4	28/4	400	400	0				35			0	T/P	14 059	0	344	14	1	
La Grande Motte (F)																				
FRANCE CE LA GRANDE MOTTE	1	9/4	9/4	368	368	0	0	0	1	63	0	0	0	T	431	0	152	7	4	

(*) Please refer to each national definition given at the beginning of the report

2019 EVENTS BY CITY

	Interval Year	Opening date	Closing date	Space						Exhibitors				Visitors/Visits (*)		Organiser	Auditor	Industry sector		
				Total	Rented Space (sq.m)		Open air		from ... countries	Total	Foreign/ International (*)	Represented firms		Admission for Trade/Public	Total					Foreign/ International (*)
					Total	Foreign/ International (*)	Total	Foreign/ International (*)				Total	Foreign/ International (*)							
La Rochelle (F)																				
ARTS ATLANTIC - LA ROCHELLE	2	8/11	10/11	1 113	1 113	72	0	0		178	15	0	0	P	7 339	0	468	7	3	
ATLANTICA - LA ROCHELLE	1	8/10	10/10	20 416	13 175	686	7 241	354	10	503	18	0	0	T	7 923	176	307	7	6	
COMPTOIR'PRO	1	3/3	4/3	1 099	1 099	9	0	0	2	98	1	0	0	T	1 671	0	134		2	
DECORATION - LA ROCHELLE	1	18/10	21/10	2 504	2 504	0	0	0	1	133	0	0	0	P	9 989	0	467	6	12	
HABITAT - LA ROCHELLE	1	15/2	17/2	2 541	2 541	0	0	0	1	144	0	0	0	P	10 637	0	467	6	12	
IMMOBILIER CHARENTE-MARITIME - LA ROCHELLE	1	1/2	3/2	1 133	1 133	0	0	0	1	74	0	0	0	P	3 895	0	467	6	4	
JOURNÉE MONDIALE DU DIABETE - LA ROCHELLE	1	14/11	14/11	90	90	0	0	0	1	15	0	0	0	P	230	0	71	6	22	
PASSERELLE - LA ROCHELLE	1	11/1	12/1	1 341	1 341	0	0	0	1	147	0	0	0	P	16 810	0	468	7	8	
SALON DE NOEL	1	29/11	1/12	447	447	0	0	0	1	55	0	0	0	T/P	3 587	0	468	7	27	
La Roche-Sur-Foron (F)																				
FOIRE INTERNATIONALE HAUTE SAVOIE MONT-BLANC - ROCHE SUR FORON	1	1/5	12/5	27 465	16 016	448	11 449	114		524	19	992	402	P	92 514	0	70	7	27	
FORUM DES COLLECTIVITES TERRITORIALES - HAUTE SAVOIE	2	8/11	9/11	1 587	1 587	0	0	0	1	106	0	106	0	T	1 578	0	70	7	4	
FRANCE CE - LA ROCHE SUR FORON	1	26/3	26/3	202	202	0	0	0	1	40	0	0	0	T	138	0	152	7	4	
NATURELLIA	1	22/11	24/11	1 542	1 542	57	0	0	4	110	8	86	31	P	7 245	0	70	7	27	
Lagnasco (I)																				
FRUTTINFIORE	1	12/4	14/4	7 600	3 800	0	3 800	0	2	163	1	0	0	T/P	45 000	60	169	5	1	
Lahti (SF)																				
Caravan 2019	1	19/9	22/9	12 720	11 768		952		4	85		71		P	15 567		471	11	3	
Kätevä&Tekevä 2019 - Hetki 2019	1	2/11	3/11	2 442	2 417		25		3	271		4		P	7 383		471	11	3	
Lahti Love 2019	1	23/2	24/2	210	210		0		1	46		0		P	647		471	11	3	
Pihapiiri 2019	1	27/4	28/4	2 322	2 208		114		2	148		2		P	6 845		471	11	3	
Power Expo 2019	1	18/5	19/5	76	67		9		1	7		0		T/P	2 744		471	11	3	
Raksa 2019	1	15/3	17/3	6 227	6 129		98		3	201		26		T/P	15 370		471	11	5	
Lanciano (I)																				
ABITARE OGGI	1	1/3	3/3	2 900	2 000	0	900	0	1	80	0	0	0	P	11 000		474	5	27	
FIERA DELL'AGRICOLTURA	1	5/4	7/4	15 102	4 152	0	10 950	0	1	220	0	0	0	P	35 000		474	5	1	
AGROALIMENTA	1	3/5	5/5	1 131	1 131	0	0	0	1	74	0	0	0	P	5 514		474	5	1	
Las Palmas De Gran Canaria (E)																				
ANIMUNDO FERIA DEL ANIMAL DE COMPAÑIA	1	26/1	27/1	1 382	454	0	0	0	1	25	0	0	0	P		0	418	10	3	
EXPOAGRO 2019	2	17/10	19/10	3 166	720	0	446	0	1	40	0	0	0	T/P	871	8	418	10	1	
FERIA INTERNACIONAL DEL ATLANTICO	2	28/3	31/3	1 945	1 139	112	118	0	4	57	4	0	0	T/P	978	36	418	10	2, 5	
FIMAR, 19 FERIA INTERNACIONAL DEL MAR	1	10/5	11/5	1 201	0	0	882	0	1	73	0	0	0	T/P		0	96, 418	10	3, 10	
FISALDO 2019, 20ª FERIA DE LOS SALDOS Y LAS OPORTUNIDADES	1	5/6	9/6	4 576	3 005	0	600	0	1	60	0	0	0	P		0	418	10	25, 27	
GRAN CANARIA ME GUSTA 2019	1	15/2	17/2	4 700	1 556	0	0	0	1	53	0	0	0	T/P	242	0	418	10	2, 27	
MOVELEC 3º SALON DEL VEHICULO ELECTRICO DE CANARIAS	1	27/4	28/4	1 511	971	0	0	0	1	26	0	0	0	P		0	418	10	16	
PLANETA GRAN CANARIA 2019-20, 21º FESTIVAL DE LA INFANCIA	1	26/12	4/1	10 368	6 700	0	3 668	0	1	14	0	0	0	P		0	418	10	3	
Lausanne (CH)																				
Baby & Kid Planète	1	4/10	6/10	4 785	4 785		0			108				T/P	5 000		38		3	
Bourse aux armes	1	29/11	1/12	4 028	4 028		0			104				T/P	7 000		121		3	
Brocante de Lausanne	1	29/3	31/3	1 125	1 125		0			54				T/P	2 000		123		3	
Climate Show	1	13/2	14/2	1 500	1 500		0			48				T/P	3 000		798		10	
Comptoir Helvétique	1	13/9	22/9	16 078	14 267		1 811			130				T/P	40 000		144		27	

(*) Please refer to each national definition given at the beginning of the report

2019 EVENTS BY CITY

	Interval Year	Opening date	Closing date	Space						Exhibitors						Visitors/Visits (*)		Organiser	Auditor	Industry sector	
				Rented Space (sq.m)						Exhibitors with their own stands			Represented firms			Admission for Trade/Public	Total				
				Total	Halls		Open air		from ... countries	Total	Foreign/International (*)	Total	Foreign/International (*)	Total	Foreign/International (*)		Total				Foreign/International (*)
					Total	Foreign/International (*)	Total	Foreign/International (*)								Total					
Habitat Jardin	1	16/3	24/3	34 713	31 313		3 400			434	26			T/P	68 000		506		3		
Lausanne Artfair	1	2/5	5/5	5 400	5 400		0			69	14			T/P	7 000		53		3		
Mednat AgroBio Expo	1	4/4	7/4	5 400	5 400		0			237	13			T/P	15 000		697		1		
Puces du Design	1	9/5	12/5	5 400	5 400		0			78				T/P	5 000		620		3		
Salon des Métiers et de la Formation Lausanne	1	19/11	24/11	10 500	10 500		0			102	1			T/P	42 445		506		8		
Salon du mariage et des amoureux	1	18/1	20/1	3 225	3 225		0			80				T/P	3 000		373		3		
Swissexpo	1	10/1	12/1	31 000	31 000		0			127				T/P	83 000		75		1		
Le Bourget (F)																					
APPAREL SOURCING PARIS	2x1	11/2	14/2	4 077	4 077	3 958	0	0	11	387	377	0	0	T		0	525		25		
APPAREL SOURCING PARIS	2x1	16/9	19/9	7 698	7 698	7 633	0	0	19	709	701	0	0	T		0	525		25		
BOURGET NON AL - BOURGET	1	22/1	23/1	15 000	15 000	0	0	0	1	597	0	0	0	T	2 202	0	478	6	2		
FUNÉRAIRE PARIS	2	20/11	22/11	8 219	8 219	916	0	0	14	200	42	0	0	T	5 001	1 018	635	7	27		
SIAE - AERONAUTIQUE	2	17/6	23/6	128 001	88 151	49 565	39 850	15 772	49	2 492	1 267	0	0	T/P	260 831	44 414	679	7	26		
TEXWORLD PARIS	2x1	11/2	14/2	12 306	12 306	12 257	0	0	21	741	735	0	0	T	13 616	11 238	525	7	25		
TEXWORLD PARIS	2x1	16/9	19/9	16 526	16 526	16 486	0	0	27	1 038	1 032	0	0	T	14 717	11 987	525	7	25		
Le Havre (F)																					
SALON DE LA MAISON - LE HAVRE	1	1/3	3/3	1 311	1 311	0	0	0	1	71	0	0	0	P	3 392	0	572	7	12		
VINS ET GASTRONOMIE - LE HAVRE	1	23/2	25/2	1 698	1 698	9	0	0	2	133	1	0	0	P	12 002	0	363	7	2		
Le Mans (F)																					
FRANCE CE LE MANS	1	17/10	17/10	296	296	0	0	0	1	47	0	0	0	T	374	0	152		4		
IMMOBILIER, EPARGNE ET PATRIMOINE - LE MANS	1	8/11	10/11	921	921	0	0	0	1	66	0	0	0	P	2 829	0	467	6	15		
Lecce (I)																					
AGROGEPACIOK	1	9/11	13/11	10 000	6 200	0	3 800	0	8	212	2	132	15	T/P	49 125	291	269	5	2		
ESTETICAMENTE IN FIERA	1	27/4	29/4	10 000	10 000	0	0	0	4	120	35	0	0	T/P	30 000	600	605	5	4		
EXTERNA - FIERA NAZIONALE DELL'ARREDO DEGLI SPAZI ESTERNI	1	3/4	7/4	4 950	3 900	0	1 050	0	1	68	0	109	0	T/P	17 250	0	374	5	12		
LECCEARREDO	1	29/11	1/12	7 000	5 000	0	2 000	0	1	52	0	68	0	T/P	23 000	0	246	5	12		
PROMESSI SPOSI, IL MATRIMONIO IN VETRINA	1	5/10	6/10	1 800	1 800	0	0	0	1	140	0	0	0	T/P	15 160	0	619	5	3		
PROMESSI SPOSI, IL MATRIMONIO IN VETRINA	1	12/10	13/10	1 800	1 800	0	0	0	1	140	0	0	0	T/P	15 160	0	619	5	3		
SALENTO CUCINE	1	6/12	8/12	1 000	1 000	0	0	0	1	25	0	38	0	T/P	11 550	0	246	5	12		
Leipzig (D)																					
CADEAUX Leipzig (Autumn) - Trade Fair for Gifts and Lifestyle Trends (Autumn)	1	7/9	9/9	6 041	6 041	635			14	220	31	1		T	4 166		482	8	13		
CADEAUX Leipzig (Spring) - Trade Fair for Gifts and Lifestyle Trends (Spring)	1	9/3	11/3	6 333	6 333	398			12	215	14	1		T	6 282		482	8	13		
efa - Trade Fair for Electrical Engineering, Building Systems, Light and Energy	2	18/9	20/9	7 713	7 713	143			9	212	10	6	2	T	8 289	224	482	8	18		
Fachdental Leipzig / id infotage dental	1	13/9	14/9	2 749	2 749	413			11	173	23			T	3 456		475	8	22		
HAUS-GARTEN-FREIZEIT - The great shopping and adventure fair for the whole family / mitteldeutsche handwerksmesse - central german handicrafts fair /Beach & Boat - Water Sports Exhibition Leipzig / Forum AUTO	1	23/2	3/3	27 799	27 799	3 398			23	1 046	122			P	166 304	665	482	8	5, 27		
Intec - International trade fair for machine tools, manufacturing and automation	2	5/2	8/2	26 459	26 459	1 927			23	980	109	6	3	T	22 088	884	482	8	19		
ISS GUT! - Trade Fair for the Hospitality Industry, Butchers and Bakers	2	3/11	5/11	4 198	4 198	198			6	200	7			P	8 106	105	482	8	2		




(*) Please refer to each national definition given at the beginning of the report

2019 EVENTS BY CITY

	Interval Year	Opening date	Closing date	Space						Exhibitors						Visitors/Visits (*)		Organiser	Auditor	Industry sector	
				Total	Rented Space (sq.m)			Open air			from ... countries	Exhibitors with their own stands		Represented firms		Admission for Trade/Public	Total				Foreign/ International (*)
					Total	Foreign/ International (*)	Total	Foreign/ International (*)	Total	Foreign/ International (*)		Total	Foreign/ International (*)								
														Total	Foreign/ International (*)						
MIDORA Leipzig - TRADE FAIR FOR WATCHES AND JEWELLERY	1	7/9	9/9	2 090	2 090	164			10	87	14			T	1 331		482	8	24		
modell-hobby-spiel - The biggest trade fair for model building, model railways, creative arts, crafts, games and toys	1	3/10	6/10	19 417	19 417	1 249			14	528	65			P	88 936	1 334	482	8	3		
therapie Leipzig - Trade Fair with Congress for Therapy, Medical Rehabilitation and Prevention	2	7/3	9/3	7 420	7 420	687			11	335	32	35	6	T	17 007	221	482	8	22		
Touristik & Caravanning Leipzig - Tourism & Caravanning Leipzig	1	20/11	24/11	30 353	30 353	1 961			27	487	94	1		T/P	68 027		475	8	3		
Z - International subcontracting fair for parts, components, modules and technologies	2	5/2	8/2	3 739	3 739	907			23	344	86			T	12 528	1 741	482	8	19		
<i>Note: Visitor attendance determined by a representative poll in the combination of intec/Z-International subcontracting fair. Multiple answers were permitted</i>																					
Lille (F)																					
EXPOBIOGAZ	1	12/6	13/6	2 690	2 690	833	0	0	17	241	83	17	9	T	2 495	360	358	7	9		
FRANCE CE LILLE	2x1	14/3	15/3	1 309	1 309	92	0	0	3	152	7	0	0	T	2 447	0	152	7	4		
FRANCE CE LILLE	2x1	10/9	11/9	1 247	1 247	72	0	0	3	166	9	7	5	T	2 153	0	152	7	4		
GEEK DAYS - LILLE	1	18/5	19/5	1 567	1 567	252	0	0	8	117	18	0	0	P	20 932	0	362		3		
IMMOTISSIMO - LILLE	1	8/3	10/3	2 945	2 945	72	0	0	4	86	7	0	0	P	11 333	0	362	7	15		
LYCEEN ET ETUDIANT - LILLE	1	10/1	12/1	4 486	4 486	234	0	0	6	273	21	0	0	P	65 420	0	470	7	8		
MADE IN HAUTS DE FRANCE	1	29/11	1/12	1 130	1 130	0	0	0	1	82	0	0	0	P	6 503	0	469	7	27		
NATURABIO - LILLE	1	29/11	1/12	1 625	1 625	101	0	0		189	14	0	0	P	12 554	0	698	6	10		
TOURISSIMA - LILLE	1	25/1	27/1	1 669	1 669	281	0	0	11	266	41	0	0	P	11 375	1 837	152	7	6		
VIVING - LILLE	1	16/3	18/3	1 797	1 797	171	0	0	3	96	7	0	0	P	9 516	0	362	7	12		
Limoges (F)																					
FOIRE DE LIMOGES ET DU LIMOUSIN	1	25/5	2/6	9 067	9 067	81	0	0		232	3	0	0	P	69 940	0	138	6	27		
FRANCE CE LIMOGES	1	1/10	1/10	182	182	0	0	0	1	28	0	0	0	T	263	0	152		4		
HABITAT & BOIS - LIMOGES	2x1	20/9	22/9	3 904	3 904	0	0	0	1	211	0	0	0	P	8 467	0	467	6	12		
HABITAT & DÉCORATION - LIMOGES	1	8/3	10/3	4 167	4 167	0	0	0	1	232	0	0	0	P	15 450	0	467	6	12		
Lisbon (P)																					
ALIMENTÁRIA & HOREXPO LISBOA - International Food, Hospitality and Technology for the Food and Drinks Industry Exhibition	2	24/3	26/3	8 153	8 153	2 502	0	0	16	548	206	0	0	T	9 500	260	331	2	2		
BTL - International Tourism Exhibition	1	13/3	17/3	19 343	18 845	1 470	498	180	24	1 197	182	0	0	T/P	53 727	810	331	2	3, 6		
FIA-LISBOA - International Handicraft Exhibition	1	29/6	7/7	9 708	9 708	3 708	0	0	32	580	228	0	0	P	59 752	0	331	2	13		
FIL - Diverlândia	1	30/11	5/1	3 563	3 361	0	202	0	1	27	0	0	0	P	46 765	0	331	2	3		
FUTURÁLIA - Youth, Career Training and Job Fair	1	3/4	6/4	8 821	8 660	559	161	0	10	574	26	0	0	P	60 407	0	331	2	8		
IN BEAUTY - International Cosmetics, Esthetics and Hair Exhibition	1	24/10	26/10	3 567	3 567	524	0	0	5	134	40	0	0	T/P	22 063	0	292	2	14		
INTERCASA - International Exhibition for interior and exterior decoration	1	9/10	13/10	3 579	3 561	23	18	0	3	113	3	0	0	T/P	8 671	0	331	2	12		
LISBON GAMES WEEK	1	21/11	24/11	4 955	4 955	765	0	0	9	104	16	0	0	P	35 147	0	331	2	21		
MOTORCLÁSSICO - International Fair of Classic Automobile and Motorcycle	1	5/4	7/4	5 249	5 159	261	90	0	4	130	5	0	0	P	10 864	0	331	2	16		
NATALIS - Lisbon Christmas Fair	1	4/12	8/12	2 027	2 027	69	0	0	5	193	8	0	0	P	free entry		331	2	13		
NAUTICAMPO - International Exhibition of Boating, Sports, Adventure, Caravanning and Swimming-Pools	1	20/2	24/2	9 874	9 700	207	174	0	3	173	10	0	0	P	18 589	0	331	2	3		
Omnichannel Retail Show	1	25/3	26/3	54	54	0	0	0	1	6	0	0	0	T	374	0	331	2	4		
PAPERGIFT - Art-Toys-paper and Digital Editions-school-Office-Holidays-Gift-Stationery-Advertising	1	23/3	26/3	1 827	1 827	216	0	0	2	59	15	0	0	T	1 679	21	331	2	11, 13		

(*) Please refer to each national definition given at the beginning of the report

2019 EVENTS BY CITY

	Interval	Year	Opening date	Closing date	Space					Exhibitors				Visitors/Visits (*)		Organiser	Auditor	Industry sector		
					Total	Rented Space (sq.m)		Open air		from ... countries	Total	Foreign/International (*)	Represented firms		Admission for Trade/Public				Total	Foreign/International (*)
						Total	Foreign/International (*)	Total	Foreign/International (*)				Total	Foreign/International (*)						
 PET FESTIVAL - Pet Exhibition	1	1/2	3/2	8 449	8 440	18	9	0	2	171	2	0	0	P	21 794	0	331	2	3	
Portugal Economia Social	1	10/12	11/12	716	716	0	0	0	1	35	0	0	0	T/P	915	3	331	2	4	
Portugal Smart Cities by Green Business Week	1	21/5	23/5	2 483	2 483	83	0	0	4	127	8	0	0	T/P	4 109	5	331	2	8	
 SEGUREX - International Safety and Security Exhibition	2	8/5	11/5	8 313	8 139	642	174	0	7	151	30	0	0	P	5 317	21	331	2	7	
SIL - Lisbon Real Estate Exhibition	1	9/10	13/10	6 589	6 571	81	18	0	4	184	3	0	0	T/P	15 192	0	331	2	15	
 TEKTONICA - International Construction and Public Works Exhibition	1	8/5	11/5	10 010	9 307	843	703	0	11	328	57	0	0	T/P	11 530	132	331	2	5	
Lisieux (F)																				
ANTIQUAIRES - BROCANTE - LISIEUX	1	8/2	10/2	891	891	0	0	0	1	63	0	0	0	P	1 402	0	770	6	3	
ANTIQUAIRES BROCANTEURS - LISIEUX	2x1	8/11	11/11	927	927	0	0	0	1	68	0	0	0	P	1 663	0	770	6	3	
MILITARIAT - LISIEUX	2x1	3/3	3/3	636	636	0	0	0	1	103	0	0	0	P	832	0	770	6	3	
MILITARIAT - LISIEUX	2x1	3/11	3/11	589	589	0	0	0	1	97	0	0	0	P	886	0	770	6	3	
Ljubljana (SLO)																				
Ambient Ljubljana	1	13/11	17/11	5 925	5 925	354	0	0	5	138	9	64	63	P	12 652		372	1	12	
Łódź (PL)																				
Brewery	1	8/3	9/3	465	403	42	62	0	4	57	5			T/P	5 031		431	4	2	
INTERBUD	1	1/3	3/3	2 132	2 092	271	40	0	2	210	29			T/P	8 634		431	4	5	
International Boat Show	1	15/11	17/11	2 098	2 098	189	0	0	6	85	7			T/P	4 519	642	431	4	3	
Real Estate	2x1	26/10	27/10	329	329	0	0	0	1	40	0			P			573	4	15	
Real Estate	2x1	30/3	31/3	264	264	0	0	0	1	31	0			P			573	4	15	
Rehabilitacja	1	19/9	21/9	2 458	2 428	1 651	30	0	6	215	131			T/P	3 080		431	4	22	
VetMedica	1	6/4	7/4	583	583	131	0	0	4	87	12			T	2 347		431	4	22	
Longarone (I)																				
M.I.G. MOSTRA INTERNAZIONALE DEL GELATO ARTIGIANALE	1	1/12	4/12	6 667	6 667	816	0	0	12	165	25	13	9	T/P	12 208	3 358	489	5	2	
Lorient (F)																				
VIVING - LORIENT	1	23/3	25/3	2 175	2 175	0	0	0	1	104	0	0	0	P	5 156	0	363	7	12	
Lublin (PL)																				
Agro-Park	1	2/3	3/3	7 163	6 372	136	791	0	4	153	6			T/P	26 029		379	4	1	
Book and History Fair	1	18/9	20/9	147	147	0	0	0	1	28	0			T/P			379	4	8	
BORDER	1	25/9	26/9	550	550	12	0	0	2	38	1			T	800		379	4	7	
Cavaliada Lublin	1	31/1	3/2	4 424	4 424	18	0	0	3	72	2			T	9 973		379	4	3	
COLORFUL MARKET	1	30/11	1/12	278	278	4	0	0	2	52	1			P	incl. in Beer		712	4	27	
Craft Beer Festival	1	29/11	1/12	710	583	36	127	0	5	46	4			P	7 842		712	4	2	
East Cooperation Days	1	19/11	21/11	148	148	0	0	0	1	18	0			T	102		712	4	4	
EDUCATION	1	15/3	16/3	714	714	0	0	0	1	91	5			P	16 222		712	4	8	
ENERGETICS	1	19/11	21/11	2 130	2 130	32	0	0	3	116	2			T	3 174		712	4	19	
History	1	18/10	20/10	53	53	0	0	0	1	52	0			P	4 817		712	4	3	
JOB Fair	1	15/3	15/3	248	248	14	0	0	3	53	3			P	3 108		712	4	8	
Live and Breathe Expo	1	27/4	28/4	201	201	0	0	0	1	27	0			P	1 197		379	4	27	
LUBDOM	1	22/3	24/3	2 608	2 374	40	234	0	6	135	7			T/P	9 135		712	4	5	
LUBDREW	1	22/3	24/3	748	718	16	30	0	3	24	2			T	incl. in Lubdom		712	4	12	
LUBSENIOR	1	25/10	27/10	347	347	10	0	0	2	91	2			T/P	3 700		712	4	3	
MOTOSESSION	1	13/4	14/4	2 352	1 830	0	522	0	1	21	0			T/P	11 521		712	4	16	
Real Estate Spring	1	22/3	24/3	62	62	0	0	0	1	10	0			T/P	incl. in LUBDOM		712	4	15	
She & He	1	30/11	1/12	1 074	1 074	0	0	0	1	129	0			P	3 495		712	4	3	
Wiezieennictwo(Prison Service)	1	3/4	4/4	1 048	1 048	4	0	0	2	54	1			T	500		379	4	7	

(*) Please refer to each national definition given at the beginning of the report

2019 EVENTS BY CITY

	Interval Year	Opening date	Closing date	Space						Exhibitors						Visitors/Visits (*)		Organiser	Auditor	Industry sector
				Total	Rented Space (sq.m)		Open air		from ... countries	Total	Foreign/ International (*)	Represented firms		Admission for Trade/Public	Total	Foreign/ International (*)				
					Total	Foreign/ International (*)	Total	Foreign/ International (*)				Total	Foreign/ International (*)							
ZOOPARK autumn	1	12/10	13/10	120	112	0	8	0	1	14	0			P	12 530		712	4	3	
ZOOPARK spring	1	9/3	10/3	220	205	0	15	0	1	23	0			P	29 344		712	4	3	
Lviv (UA)																				
DENTAL UKRAINE	1	23/10	25/10	1 529	1 529	299	0	0	7	117	17			T	5 317		348	4	22	
WOODPROCESSING	1	14/5	17/5	2 226	1 590	106	636	135	9	124	10			T	2 322	131	348	4	12	
Lyon (F)																				
BABY- LYON	1	6/4	7/4	997	997	150	0	0		63	7	0	0	P	11 512	0	303	6	13	
BE+ LE RENDEZ-VOUS BATIMENT ENERGIE POSITIVE - LYON	2	13/2	15/2	14 465	14 465	4 166	0	0	26	495	111	62	31	T	14 520	913	358	7	5	
EPOQ/AUTO - LYON	1	8/11	10/11	38 058	38 058	2 375	0	0		767	65	0	0	P	57 669	0	147	6	16	
EQUITA - LYON	1	30/10	3/11	31 355	31 355	4 279	0	0	19	734	151	0	0	P	156 580	0	357	7	6	
FESTICULTURE - LYON	1	19/4	22/4	3 747	3 747	738	0	0	4	90	27	0	0	P	24 264	0	69		27	
FESTIVAL YGGDRASIL LYON	1	16/2	17/2	923	923	15	0	0	3	89	2	89	2	T/P	12 906	0	415	7	3	
FLOREVENTS - LYON	1	17/3	18/3	864	864	153	0	0		51	9	0	0	T	2 230	39	41	6	7	
FOIRE DE LYON	1	28/3	9/4	27 089	27 089	1 983	0	0	25	801	110	72	0	P	198 120	0	358	7	27	
FRANCE CE LYON	2x1	7/3	8/3	1 258	1 258	36	0	0	6	189	7	0	0	T	2 421	0	152	7	4	
FRANCE CE LYON	2x1	12/9	13/9	1 304	1 304	24	0	0	4	203	4	6	0	T	2 087	0	152	7	4	
HEXAGONE LYON	1	22/9	23/9	1 096	1 096	339	0	0		74	8	0	0	T	2 031	12	693	6	12	
IMMOBILIER - LYON	1	15/3	17/3	1 060	1 060	18	0	0	3	61	2	0	0	P	5 239	53	152		15	
LIGHTING DAYS	1	13/2	15/2	1 171	1 171	219	0	0	14	86	19	4	2	T	4 582	456	358	7	21	
MAHANA LYON	1	8/3	10/3	1 771	1 771	198	0	0	17	260	30	0	0	P	14 088	1 921	152	7	6	
PATRIMONIA	1	26/9	27/9	2 785	2 785	144	0	0		303	19	0	0	T	6 035	131	220	6	15	
PAYSALIA - LYON	2	3/12	5/12	21 330	21 330	5 364	0	0	16	738	159	0	0	T	29 461	2 682	358	7	1	
RANDONNEUR - LYON	1	22/3	24/3	2 018	2 018	140	0	0		473	47	0	0	P	14 157	0	283	6	6	
ROCALIA - LYON	2	3/12	5/12	3 369	3 369	1 175	0	0	10	143	50	0	0	T	29 461	2 682	358		5	
SALON IMMOBILIER MONTAGNE	1	11/10	13/10	781	781	18	0	0	2	64	1	0	0	P	2 613	0	227	7	15	
SIRHA	2	26/1	00/201	66 420	66 420	16 182	0	0	39	2 217	629	47	23	T	204 011	27 474	358	7	2	
SOLUTIONS RESSOURCES HUMAINES - LYON	1	18/11	19/11	487	487	9	0	0	2	76	1	0	0	T	893	20	421		4	
SPORT ACHAT HIVER - LYON	2x1	11/3	13/3	7 994	7 994	1 213	0	0	18	317	57	0	0	T	3 321	0	701	7	25	
VEHICULE DE LOISIRS - PLANETE VDL NEUFS	1	19/10	27/10	11 315	11 315	0	0	0	1	11	0	0	0	P	9 043	0	17	6	26	
VÉHICULES DE LOISIRS D'OCCASION - LYON	1	7/2	10/2	8 658	8 658	0	0	0	1	7	0	0	0	P	1 064	0	17	6	16	
VINS DES VIGNERONS INDEPENDANTS - LYON	1	15/3	17/3	866	866	0	0	0	1	142	0	0	0	P	7 046	0	780	7	1	
VIVEZ NATURE-LYON	2x1	15/11	18/11	1 465	1 465	103	0	0		177	11	0	0	P	12 318	0	563	6	1	
Macon (F)																				
HABITAT ET DECO - MACON	1	11/10	14/10	1 817	1 553	0	264	0	1	113	0	0	0	P	4 962	0	443	7	12	
Madrid (E)																				
1001 BODAS	1	25/10	27/10	5 086	5 068	61	18	0	3	208	2	3	0	P	154	2	409	10	25	
100X100 MASCOTA	1	27/4	28/4	14 738	14 738	54	0	0	4	115	2	17	3	P	142	0	409	10	3	
12th EUROPEAN BIOPHYSICS CONGRESS EBSA		22/7	24/7	5 992	5 992	0	0	0	1	23	0	0	0	T	900	0	587		19	
25TH CIREAD		3/6	6/6	12 610	2 610	2 610	0	0		140	140	0	0	T	2 500	2 500	26		19	
29TH ERS ANNUAL CONGRESS	1	28/9	2/10	85 242	10 442	10 442	0	0		235	235	0	0	T	32 000	32 000	266		22	
ALMONEDA ANTIK PASSION	1	30/3	7/4	4 121	4 121	261	0	0	5	137	6	0	0	P	96	6	409	10	3	
ALMONEDA ANTIK PASSION NAVIDAD	1	14/12	18/12	1 618	1 618	151	0	0	4	73	6	0	0	P	22	0	409	10	3	
ALTFUELS IBERIA	1	12/6	13/6	2 500	2 500	0	0	0	1	52	0	0	0	T			39		9	
ARCHITECT @ WORK MADRID	1	29/5	30/5	3 500	3 500	0	0	0	1	25	0	0	0	T	3 000	0	793		15	
ARCOLISBOA	1	16/5	19/5	3 295	3 295	1 654	0	0	18	92	62	0	0	P			409	10	3	
ARCOMADRID	1	27/2	3/3	19 665	19 665	8 275	0	0	31	277	167	0	0	T/P	9 640	329	409	10	3	
AUTOMOTIVE MEETINGS		26/6	27/6	1 000	1 000	0	0	0	1	25	0	175	0	T	600	0	8, 409	10	16	

(*) Please refer to each national definition given at the beginning of the report

2019 EVENTS BY CITY

	Interval Year	Opening date	Closing date	Space					Exhibitors					Visitors/Visits (*)				Organiser	Auditor	Industry sector	
				Total	Rented Space (sq.m)		Open air		from ... countries	Total	Foreign/ International (*)	Represented firms		Admission for Trade/Public	Total						
					Total	Foreign/ International (*)	Total	Foreign/ International (*)				Total	Foreign/ International (*)		Total	Foreign/ International (*)					
BIOCULTURA	1	7/11	10/11	6 781	5 581	300	0	0		625	39	0	0	P	2 404	70	64		2		
BISUTEX 1ª ED.	2x1	7/2	10/2	8 510	8 510	1 400	0	0	19	306	54	41	10	T	6 367	701	409	10	24		
BISUTEX 2ª ED.	2x1	12/9	15/9	8 220	8 220	1 242	0	0	23	291	53	47	17	T	5 100	522	409	10	24		
CHEMPLAST EXPO	1	7/5	9/5	5 500	5 500	0	0	0	1	50	0	0	0	T	8 000	0	566		17		
CINEGÉTICA	1	21/3	24/3	4 364	4 364		0	0		296	73	0	0	P		0	282		3		
CLIMATIZACIÓN Y REFRIGERACIÓN	2	26/2	1/3	29 749	29 719	2 658	31	0	32	341	74	287	173	T	29 637	3 342	409	10	5		
CONGRESO & EXPO FACONAUTO	1	11/2	12/2	468	0	0	0	0		25	0	175	0	T		0	302		16		
CONGRESO ASLAN	1	3/4	4/4	5 992	5 992	0	0	0	1	56	0	0	0	T	1 350	0	62		21		
CONGRESO EADV DERMATOLOGIA		9/10	13/10	57 524	4 324	4 324	0	0		157	157	0	0	T	16 000	16 000	10		22		
CONGRESO ESPAÑOL DE LA MAMA		17/10	19/10	8 578	578	0	0	0	1	52	0	0	0	T	3 800	0	689		22		
CONGRESO IFSO		3/9	7/9	5 992	5 992	0	0	0	1	70	0	0	0	T	3 000	0	779		22		
CONGRESO INTER - NOISE		17/6	19/6	5 992	5 992	0	0	0	1	62	0	0	0	T	1 200	0	666		19		
CONGRESO MICROBIOLOGIA SEIMC		23/5	25/5	5 992	5 992	0	0	0	1	27	0	0	0	T	3 900	0	779		22		
CONGRESO SNEO - NEONATOLOGÍA Y MEDICINA PERINATAL		2/10	4/10	5 992	5 992	0	0	0	1	45	0	0	0	T			779		22		
Dentsply Sirona World Madrid		28/6	29/6	5 992	5 992	0	0	0	1	25	0	0	0	T	1 200	0	472		22		
DES-DIGITAL ENTERTISE SHOW	1	21/5	23/5	9 500	9 500	0	0	0	1	125	0	0	0	T	26 342	0	409,566		21		
DIGICOM EXPO	1	11/6	13/6	4 803	4 803	290	0	0	12	85	3	85	32	T	3 424	141	275,409	10	11		
EATZGO	2	13/11	15/11	4 847	4 847	594	0	0	14	115	18	62	23	T	3 972	601	409	10	2	See note 1	
ECO LIVING IBERIA	1	6/6	7/6	5 455	5 455	724	0	0	16	179	43	0	0	T	3 605	365	209,409	10	2	See note 2	
EMPACK	1	13/11	14/11	4 401	4 077	352	0	0		205	23	213	26	T	6 335	179	223		11	See note 3	
E-SHOW	1	29/10	30/10	3 370	1 870	504	0	0		115	39	0	0	T	8 473	468	724		21		
ESTAMPA	1	17/10	20/10	2 971	2 971	293	0	0	7	80	8	0	0	P	553	15	409	10	3		
EULAR CONGRESS		10/6	15/6	52 900	4 500	4 500	0	0		89	89	0	0	T	15 500	15 500	509		22		
EVENTO DAYS 2019	1	3/7	4/7	1 972	1 527	72	0	0		114	3	0	0	T	2 100	0	270		4		
EXPOCECOFERSA	2	8/10	9/10	864	864	204	0	0		73	19	0	0	T	425	20	137		19		
EXPODEPOR	1	25/4	26/4	4 200	4 200		0	0		103	11	2 500	600	T/P	55 000	0	240		3		
EXPODRONICA	1	27/6	28/6	2 470	1 820		0	0		49	3	0	0	T	6 090	200	285		20		
EXPOFRANQUICIA	1	4/4	6/4	4 187	4 187	438	0	0	20	159	26	375	34	T/P	7 318	396	409	10	4		
EXPOTURAL	1	27/9	29/9	1 628	1 628	246	0	0	8	37	3	15	0	T/P	312	11	409	10	6		
EXPOTURISMO DE NEGOCIOS	1	25/4	26/4	1 258	558	0	0	0	1	44	0	0	0	T	1 500	0	402		6		
FARMAFORUM	1	28/3	29/3	12 540	2 540	150	0	0		184	13	550	300	T	4 895	930	296		22	See note 4	
FEINDEF - FERIA DE LA DEFENSA	1	29/5	31/5	12 432	12 000		0	0	1	134	26	23	0	T	12 812	332	538		19		
FERIA BEBÉ	1	16/11	17/11	3 000	2 700		0	0		85	4	87	0	P	8 260	0	313		3		
FERIA FORO EMPLEO	1	27/3	28/3	10 849	10 849	0	0	0	1	93	0	0	0	P		0	181		8		
FERIA INTERNACIONAL DEL JUEGO	2	9/4	10/4	10 492	10 492	1 724	0	0		81	17	128	25	T	8 741	925	382		3		
FERIA MADRID POR LA CIENCIA Y LA INNOVACIÓN	1	28/3	31/3	1 210	1 210	0	0	0	1	58	0	0	0	P	3 496	20	346,409	10	8		
FERIARTE	1	16/11	24/11	3 750	3 750	318	0	0	3	73	6	0	0	P	784	8	409	10	3		
FIMI 1ª ED.	2x1	1/2	3/2	5 059	2 244	534	0	0	8	136	27	0	0	T	3 033	517	316,409	10	25		
FIMI 2ª ED.	2x1	5/7	7/7	2 029	2 029	590	0	0	12	131	31	0	0	T	1 582	317	316,409	10	25		
FITUR	1	23/1	27/1	67 501	67 248	18 842	253	0	103	813	354	7 500	2 094	T/P	62 046	12 266	409	10	6		
FRUIT ATTRACTION	1	22/10	24/10	56 028	55 950	15 672	78	0	56	1 137	279	520	239	T	58 733	21 824	409	10	2		
GAMERGY	1	21/6	23/6	10 549	10 549	76	0	0	2	48	1	30	0	P		0	409	10	21		
GENERA	1	26/2	1/3	3 585	3 585	757	0	0	20	114	23	70	40	T	10 104	666	409	10	9		
GLOBAL ROBOT EXPO		8/5	9/5	3 874	2 984	216	0	0		119	17	25	0	T	6 435	452	367		18		
GYM FACTORY TOFESIONAL	1	8/9	9/9	6 792	5 992	0	0	0	1	24	0	0	0	T	1 000	0	481		3		

(*) Please refer to each national definition given at the beginning of the report

2019 EVENTS BY CITY

	Interval Year	Opening date	Closing date	Space						Exhibitors						Visitors/Visits (*)		Organiser	Auditor	Industry sector	
				Rented Space (sq.m)				Open air		Exhibitors with their own stands			Represented firms			Admission for Trade/Public	Total				Foreign/ International (*)
				Total	Halls		Total	Foreign/ International (*)	from ... countries	Total	Foreign/ International (*)	Total	Foreign/ International (*)	Total	Foreign/ International (*)						
					Total	Foreign/ International (*)										Total	Foreign/ International (*)				Total
HEROES COMIC CON MADRID	1	14/12	15/12	4 940	2 940	800	0	0	0	165	40	50	30	P		0	223		3		
HIP-HOSPITALITY INNOVATION PLANET	1	18/2	20/2	12 540	12 540	0	0	0	1	110	0	0	0	T	25 314	0	409,566		2		
IBERZOO+TOPET	1	21/3	23/3	7 957	7 957	853	0	0	26	217	33	259	149	T	11 504	753	409	10	22		
IFEMA MADRID HORSE WEEK	1	29/11	1/12	17 810	4 668	0	0	0	1	30	0	0	0	P		0	409,497		3		
INTERGIFT 1ª ED.	2x1	6/2	10/2	42 669	41 969	7 485	700	175	18	361	60	49	31	T	22 071	2 320	409	10	13		
INTERGIFT 2ª ED.	2x1	11/9	15/9	40 347	40 347	6 829	0	0	27	341	72	102	87	T	18 397	2 053	409	10	13		
INTERSIROP		23/2	26/2	13 382	13 382	2 967	0	0	22	203	61	89	73	T	21 215	1 446	409	10	2		
JAPAN WEEKEND MADRID 1ª ED.	2x1	16/2	17/2	6 528	6 528	0	0	0	1	105	0	0	0	P		0	444		3		
JAPAN WEEKEND MADRID 2ª ED.	2x1	21/9	22/9	8 625	8 625	0	0	0	1	105	0	0	0	P		0	444		3		
JUVENALIA	1	5/12	9/12	12 931	12 931	0	0	0	1	45	0	0	0	P	116	1	409	10	3		
LIBER	2	9/10	11/10	4 148	4 148	412	0	0	22	152	15	264	33	P	3 600	1 284	409	10	3		
LOGISTICS & DISTRIBUTION	1	13/11	14/11	5 155	4 123	786	0	0		162	30	210	35	T	4 352	166	223		11		
MADRID GAMES WEEK	1	3/10	6/10	17 662	17 662	222	0	0	6	144	5	23	0	T/P	3 286	38	409	10	21		
MADRIDJOYA 1ª ED.	2x1	7/2	10/2	3 363	3 363	1 267	0	0	10	117	50	3	3	T	5 914	345	409	10	24		
MADRIDJOYA 2ª ED.	2x1	12/9	15/9	4 860	4 860	1 501	0	0	15	156	52	13	7	T	6 763	363	409	10	24		
MAÑANA	1	12/6	14/6	5 000	5 000	0	0	0	1	10	0	0	0	T/P		0	409,424	10	4		
MANGADRID	1	27/4	28/4	5 200	5 200	0	0	0	1	100	0	0	0	P		0	444		3		
MEAT ATTRACTION	1	17/9	19/9	8 744	8 744	122	0	0	12	182	7	89	26	T	7 161	754	409	10	2		
MERCEDES BENZ FASHION WEEK MADRID 1ª ED.	2x1	24/1	28/1	5 365	5 365	0	0	0	1	50	0	0	0	T/P		0	409	10	25		
MERCEDES BENZ FASHION WEEK MADRID 2ª ED.	2x1	6/7	10/7	5 365	5 365	0	0	0	1	50	0	0	0	T/P		0	409	10	25		
METALMADRID	1	27/11	28/11	12 758	12 435	1 580	0	0		600	79	54	0	T	12 638	860	223		19		
MOMAD 1ª ED.	2x1	6/2	8/2	13 507	13 507	3 763	0	0	17	401	123	26	12	T	13 008	1 467	409	10	25		
MOMAD 2ª ED.	2x1	12/9	15/9	11 962	11 962	3 534	0	0	20	356	119	36	15	T	9 376	1 224	409	10	25		
MOTORTEC AUTOMECHANIKA MADRID	2	13/3	16/3	40 200	39 708	5 055	493	0	42	584	139	463	242	T	41 870	3 531	409	10	16		
MULAFEST	1	26/4	28/4	7 927	7 923	108	4	0	5	59	11	0	0	P	15	0	409	10	3		
NUTRACEUTICALS	1	27/2	28/2	5 992	5 992	5 992	0	0		5	5	0	0	T	1 500	0	88		22		
REALE SEGUROS MADRID FUSION		28/1	30/1	5 992	5 992	0	0	0	1	60	0	0	0	T	11 500	0	631		2		
REBUILD	1	17/9	19/9	5 000	5 000	0	0	0	1	200	0	0	0	T	9 742	0	566		5		
REHABITAR MADRID	2	22/3	24/3	540	540	9	0	0	2	48	1	28	0	P		0	409	10	5		
RETROMÓVIL MADRID		29/11	1/12	14 000	8 000	0	0	0	1	175	0	0	0	P		0	271		3		
SALON DEL GOURMET	1	8/4	11/4	28 053	22 592	4 299	0	0		963	179	1 061	201	T	107 050	15 340	737		2		
SALÓN DEL VEHÍCULO DE OCASIÓN Y SEMINUEVO	1	24/5	2/6	38 776	38 626	0	150	0	1	51	0	38	0	P	258	4	409	10	16		
SALÓN LOOK	1	18/10	21/10	12 322	12 315	939	7	0	20	274	44	20	10	T	48 707	662	409	10	14		
SEMANA DE LA EDUCACIÓN - AULA	1	27/3	31/3	10 661	9 836	449	826	0	13	255	23	21	1	P	7 490	203	409	10	8		
SHOESROOM BY MOMAD 2ª ED.	2x1	20/9	22/9	1 616	1 616	348	0	0	8	82	17	4	1	T	1 371	127	409	10	25		
SHOESROOM BY MOMAD 1ª ED.	2x1	1/3	3/3	1 666	1 666	254	0	0	4	81	14	2	0	T	137	25	409	10	25		
SIGA	2	26/2	1/3	1 439	1 439	234	0	0	17	41	9	38	37	T	2 496	116	409	10	10		
SIMA	1	30/5	2/6	5 736	5 521	29	0	0		145	4	164	52	P		0	603		15		
SIMA OTOÑO	1	25/10	27/10	1 900	1 750	31	0	0		53	3	26	0	P		0	603		15		
SIMO EDUCACIÓN	1	5/11	7/11	4 712	4 712	204	0	0	18	116	12	87	37	T	8 978	262	409	10	21		
SPAINSKILLS	2	27/3	29/3	10 000	10 000	0	0	0	1	45	0	0	0	P		0	409	10	8		
SPORT IS PARTY	1	8/6	9/6	2 800	2 800	0	0	0	1	70	0	10	0	P		0	481		3		
SPORT WOMAN 2019	1	10/5	11/5	1 400	1 400	0	0	0	1	25	0	0	0	P		0	555		3		
TECNOVA PISCINAS	2	26/2	1/3	5 268	5 268	829	0	0	14	119	24	63	40	T	2 896	228	409	10	5		
TOMOGIFT	1	15/1	17/1	6 198	6 198	677	0	0	14	185	29	30	17	T	5 378	609	409	10	4		
TRAFIC	2	8/10	11/10	2 951	2 951	344	0	0	14	64	12	39	24	T	3 373	258	409	10	26		

(*) Please refer to each national definition given at the beginning of the report

See note 5

See note 6

2019 EVENTS BY CITY

	Interval Year	Opening date	Closing date	Space						Exhibitors						Visitors/Visits (*)				Organiser	Auditor	Industry sector
				Rented Space (sq.m)						Exhibitors with their own stands			Represented firms			Admission for Trade/Public						
				Total	Halls		Open air		from ... countries	Total	Foreign/International (*)	Total	Foreign/International (*)	Total	Foreign/International (*)	Total	Foreign/International (*)	Total	Foreign/International (*)			
					Total	Foreign/International (*)	Total	Foreign/International (*)														
WATM CONGRESS	1	12/3	14/3	18 691	7 091	7 091	0	0	0	242	242	0	0	T	6 700	6 700	130		20			
WORLD OF BUSINESS IDEA (CONG.WOBI)		5/11	6/11	5 992	5 992	0	0	0	1	15	0	0	0	T	1 500	0	790		4			
WORLD OLIVE OIL EXHIBITION	1	28/3	29/3	1 817	1 179	234	0	0	6	78	18	316	0	T	1 569	314	409,606	10	1, 2			
Note 1: EAT2GO incl. VENDIBÉRICA																						
Note 2: ECO LIVING IBERIA incl. ORGANIC FOOD IBERIA																						
Note 3: EMPACK incl. LABEL & PRINT ACTIVE! and PACKAGING INNOVATIONS																						
Note 4: FARMAFORUM incl. BIOTECHFORUM + COSMETICAFORUM and LABFORUM																						
Note 5: SEMANA DE LA EDUCACION (Aula) incl. EXPOEARNING (T); CONGRESO RED + INTERDIDAC (T); FORO POSGRADO (P) and SCHOOLS DAY (P)																						
Note 6: SPORT IS PARTY incl. GYM FACTORY ACTIVE! (T/P)																						
Magdeburg (D)																						
LBA - Regional Building Trade Exhibition Saxony-Anhalt	1	8/3	10/3	2 469	2 204	24	265		2	122	1	3		T/P	3 007		483	8	27			
MAGDEBOOT - Trade Fair for new and used boats, equipment and water sports	1	15/3	17/3	3 463	3 250	149	213	18	3	109	3			P	6 067		533	8	26			
Meeres- and Raubfischangeltag - International fishing Exhibition	1	9/11	10/11	2 961	2 941	384	20	12	9	107	26			P	7 564		533	8	1			
TIERWELT -Pet fair	1	12/4	14/4	1 782	1 688	83	94		5	109	4			P	10 306		533	8	3			
Mainz (D)																						
Rheinland-Pfalz Ausstellung - Regional Consumer Goods Exhibition	1	6/4	14/4	11 676	10 115	607	1 561	69	15	658	25			P	69 312		627	8	27			
Málaga (E)																						
Celebra Málaga	1	18/10	20/10	2 066	1 515	6	0	0	2	111	1	6	0	P		0	347	10	3, 25			
CREATIVA MÁLAGA	1	15/2	17/2	790	448	6	0	0	2	41	1	9	0	P		0	182,347	10	3			
Expocan	1	23/11	24/11	10 800	2 939	0	0	0	1	24	0	0	0	T/P		0	688		3			
FERIA AOTEC	1	30/5	31/5	3 628	3 628	0	0	0	1	113	0	6	0	T		0	778		21			
FREAKCON, III FESTIVAL DE MANGA, COMIC, SERIES DE TV Y VIDEOJUEGOS DE MÁLAGA	1	9/3	10/3	23 868	9 153	0	5 828	0	1	35	0	0	0	P		0	449		3, 13			
GAMEPOLIS 2019	1	19/7	21/7	21 211	15 191	0	5 400	0	1	80	0	0	0	P		0	449		3			
Greencities, Foro de Inteligencia y Sostenibilidad Urbana	1	27/3	28/3	5 676	1 743	48	0	0	6	96	1	53	4	T	2 939	108	347	10	5, 10			
H&T Salón de Innovación de Hostelería	1	4/2	6/2	6 574	4 026	200	0	0	2	124	1	60	0	T		0	347	10	2			
MOMA, IV Salón de la Moto	1	17/5	19/5	5 089	2 714	0	2 375	0	1	36	0	0	0	P		0	271,347	10	16			
Muestra Infantil de Málaga (MIMA)	1	26/12	4/1	10 385	381	0	0	0	1	20	0	5	0	P		0	347	10	3			
Natura Málaga, Feria de Vida Saludable y Sostenible	1	5/4	7/4	6 336	1 513	16	0	0	3	146	2	26	0	P	116	4	347	10	1, 2			
SIMED, Salón Inmobiliario del Mediterráneo	1	8/11	10/11	5 630	3 167	18	0	0	3	134	2	85	0	T/P	3 717	0	347	10	15			
S-Moving. Smart, Autonomous and Unmanned Vehicles Forum	1	9/10	10/10	2 211	706	16	0	0	3	47	2	0	0	T	563	24	23,347	10	16, 20			
Startup Europe Smart Agrifood Summit	1	20/6	21/6	8 746	753	64	0	0	5	64	6	20	7	T	1 376	108	347,447	10	1, 2			
Transfiere, 8º Foro Europeo para la Ciencia, Tecnología e Innovación	1	13/2	14/2	8 122	814	33	0	0	3	59	3	22	0	T	4 500	189	347	10	4			
VI RETRO AUTO&MOTO	1	25/1	27/1	15 207	5 600		9 607			136	12	0	0	P		0	271,347	10	16			
VIII Salón del Motor de Ocasión de la Provincia de Málaga	1	29/11	1/12	10 493	10 493	0	0	0	1	33	0	0	0	P		0	63		16			
XV Feria del Stock Outlet Málaga	1	15/11	17/11	2 495	2 309	0	0	0	1	106	0	0	0	P		0	352		27			
Malatya (TR)																						
13. Malatya Agriculture Technologies Machine in Animal Breeding and Equipment Exhibition	1	10/4	14/4	3 154	3 154	211				116	10		53	T/P	15 314	264	500	14	1			
8. Malatya Book And Culture Fair	1	27/4	5/5	7 197	7 197	139			9	127	6		10	T/P	14 330	931	500	14	8			
Manisa (TR)																						
26. Mesir Industrial Trade Fair	1	23/4	28/4	8 175	8 175	0				95			7	T/P	52 000	0	684	14	27			

(*) Please refer to each national definition given at the beginning of the report

2019 EVENTS BY CITY

	Interval Year	Opening date	Closing date	Space						Exhibitors					Visitors/Visits (*)			Organiser	Auditor	Industry sector
				Rented Space (sq.m)				Open air		Exhibitors with their own stands		Represented firms		Admission for Trade/Public	Total					
				Total	Halls		Total	Foreign/ International (*)	from ... countries	Total	Foreign/ International (*)	Total	Foreign/ International (*)		Total	Foreign/ International (*)				
					Total	Foreign/ International (*)														
Manisa 13. International Agriculture Nourishment And Stockbreeding Fair	1	7/11	10/11	11 906	11 906	66			4	142	4		0	T/P	9 529	716	684	14	1	
Manisa Book Fair	1	27/9	6/10	2 932	2 932	302			18	88	18		0	T/P	31 000	1 850	684	14	8	
MAYFU Manisa 6. Shoe Fashion Fair	1	23/10	26/10	2 997	2 997	0				87			0	T/P	21 435	0	684	14	25	
Marcianise (I)																				
IL TARI MONDO PREZIOSO	2X1	3/5	6/5	1 904	1 904	48	0	0	4	72	3	0	0	T	4 214	45	414	9	25	
IL TARI MONDO PREZIOSO	2X1	11/10	14/10	2 240	2 208	40	32	0	6	85	5	0	0	T	4 160	103	414	9	25	
Mardin (TR)																				
6. MAGROTEX'19 International Mardin Agricultural and Livestock Equipment Food Fair	1	1/5	4/5	5 000	5 000	0				21			0	T/P	5 000	200	801	14	1	
Marseille (F)																				
FOIRE INTERNATIONALE - MARSEILLE	1	20/9	30/9	52 308	25 099	3 477	27 209	1 101	38	1 032	291	82	29	P	261 686	381	660	7	27	
FRANCE CE MARSEILLE	2x1	25/4	26/4	921	921	0	0	0	1	140	0	0	0	T	1 166	0	152	7	4	
FRANCE CE MARSEILLE	2x1	10/10	11/10	811	811	3	0	0	2	123	1	2	0	T	1 556	0	152	7	4	
MA MAISON MES ENVIES	1	28/2	3/3	2 973	2 973	0	0	0	1	101	0	25	13	P	8 538	0	660	7	12	
PISCINE ET JARDIN - MARSEILLE	1	28/2	3/3	4 930	4 930	28	0	0	2	91	1	16	5	P	9 584	0	660	7	27	
RENDEZ-VOUS EN FRANCE	1	19/3	20/3	3 708	3 708	0	0	0	73	810	0	0	0	T	1 868	1 615	730	7	6	
SALON ACCESSECURITY	2	6/3	7/3	1 038	1 038	89	0	0	5	89	5	140	52	T	1 517	76	660	7	7	
SALON ARTEMISIA - MARSEILLE	1	18/10	20/10	1 768	1 768	86	0	0		205	10	0	0	P	16 268	0	698	6	3	
Mersin (TR)																				
Anamur Agrodays- 6.Anamur Agriculture and Food Fair	1	23/10	26/10	732	732	684			2	50	46		0	T/P	580	132	608	14	1	
CNR İMOB Mersin Furniture, Fair	1	20/4	28/4	312	312	294			18	52	49		0	T/P	1 126	0	149,435	14	12	
Gıda,Gıda Teknolojileri ve Paketleme Fuarı	1	7/11	10/11	312	312	300			18	52	50		0	T/P	1 032	0	608	14	2	
Mersin Agrodays - Agriculture Food and Livestock	1	7/3	10/3	10 000	10 000	0				47			0	T/P	5 000	200	149,608	14	1	
Mersin Book Fair	1	23/11	1/12	246	246	234			15	41	39		0	T/P	981	0	608	14	8	
Metz (F)																				
AGRIMAX - METZ	1	23/10	25/10	8 268	8 268	582	0	0	8	149	17	0	0	P	8 926	0	539	7	1	
CHOCOLAT ET GOURMANDISES - METZ	1	28/2	3/3	798	798	43	0	0	4	56	4	0	0	P	4 281	0	539	7	2	
CREATIVA - METZ	1	15/2	18/2	2 070	2 070	248	0	0	9	129	19	0	0	P	14 916	0	539	7	6	
FOIRE INTERNATIONALE - METZ	1	27/9	7/10	17 679	12 559	2 277	5 120	86	18	481	67	0	0	P	128 598	0	539	7	27	
MARIAGE - METZ	1	16/11	18/11	802	802	66	0	0		76	5	0	0	P	4 553	0	7	7	3	
SALON DE LA MOTO	1	9/3	10/3	3 079	2 940	325	139	0	6	72	8	0	0	P	12 142	0	365	7	26	
SALONS CE METZ	1	28/2	1/3	497	497	49	0	0	4	69	5	0	0	T	633	0	152	7	4	
URBEST - METZ	1	30/1	1/2	2 807	2 807	225	0	0	4	96	8	0	0	T	2 142	0	539	7	10	
VINS ET GASTRONOMIE - METZ	1	5/4	7/4	657	657	0	0	0	1	98	0	0	0	P	5 640	0	363	7	2	
Milano (I)																				
AF L'ARTIGIANO IN FIERA	1	30/11	8/12	57 509	57 199	17 314	310	0	73	3 099	1 063	0	0	P	1 000 000	0	350	5	27	
BIT - BORSA INTERNAZIONALE DEL TURISMO	1	10/2	13/2	15 791	15 791	2 967	0	0	60	1 236	272	93	22	T/P	27 631	3 502	325	5	6	
CARTOONICS	1	8/3	10/3	5 501	5 501	311	0	0	10	466	17	0	0	P	84 855	0	325	5	3	
CHIBIMART	2x1	17/5	20/5	3 503	3 503	1 309	0	0	14	115	52	0	0	T	3 799	459	325	5	24	
EICMA	1	5/11	10/11	245 697	160 697	35 504	85 000	0	40	748	470	1 109	729	T/P	480 711	23 971	219	5	16	
EICMA TEMPORARY BIKERS SHOP	1	5/11	10/11	1 356	1 356	331	0	0	5	30	7	0	0	T/P			219	5	16	
ENOVITIS BUSINESS	2	19/11	21/11	590	590	96	0	0	4	25	4	2	0	T			762	9	1	
ESXENCE THE SCENT OF EXCELLENCE	1	25/4	28/4	4 500	4 500	300	0	0	17	221	175	0	0	T/P	7 890	4 468	258	5	14	
EUROLUCE	1	9/4	14/4	38 552	38 552	15 835	0	0	34	361	171	0	0	T/P			310	9	12	
FA LA COSA GIUSTA!	1	8/3	10/3	9 970	9 970	119	0	0	9	645	11	0	0	P	65 017	1 095	133	5	4	

(*) Please refer to each national definition given at the beginning of the report

2019 EVENTS BY CITY

	Interval	Year	Opening date	Closing date	Space				Exhibitors				Visitors/Visits (*)		Organiser	Auditor	Industry sector			
					Total	Rented Space (sq.m)		Open air		from ... countries	Exhibitors with their own stands		Represented firms					Admission for Trade/Public	Total	
						Total	Halls	Foreign/International (*)	Total		Foreign/International (*)	Total	Foreign/International (*)	Total					Foreign/International (*)	Total
FARMACISTA PIU'	1	4/10	6/10	528	528	0	0	0	31		0	0	T	4 367	0	230	5	22		
FILO INTERNATIONAL YARNS EXHIBITION	2x1	20/2	21/2	1 416	1 416	425	0	0	13	102	28	0	0	T	2 430	413	84	5	25	
FILO INTERNATIONAL YARNS EXHIBITION	2x1	25/9	26/9	1 500	1 500	470	0	0	13	101	36	0	0	T	2 421	525	84	5	25	
FRUIT INNOVATION	2	6/5	9/5	1 820	1 820	90	0	0	6	70	8	0	0	T	incl. in TUTTOFOOD		325	5	1, 2, 19	
HOMI	1	25/1	28/1	65 793	65 793	12 969	0	0	41	1 216	315	27	21	T	56 444	6 101	325	9	12, 13, 24, 25	
HOMI FASHION & JEWELS	2x1	13/9	16/9	11 922	11 922	3 332	0	0	27	548	160	2	0	T	26 793	5 424	325	5	24	
HOMI OUTDOOR	1	13/9	16/9	21 334	21 334	4 313	0	0	15	285	106	27	21	T	16 797	2 850	325	5	24	
HOST MILANO	2	18/10	22/10	136 494	136 494	42 165	0	0	56	2 155	882	0	0	T	137 816	60 247	325	9	2, 12	
LAMIERA	2	15/5	18/5	22 633	22 633	2 695	0	0	30	392	52	126	98	T	17 297	1 437	141	9	19	
LINEAPELLE	2x1	20/2	22/2	47 426	47 426	12 389	0	0	46	1 116	411	137	67	T	29 171	15 315	487	9	25	
LINEAPELLE	2x1	2/10	4/10	48 074	48 074	12 718	0	0	45	1 131	426	141	71	T	28 842	14 072	487	9	25	
MADE IN STEEL	2	14/5	16/5	12 777	12 777	2 248	0	0	25	281	60	31	12	T	10 142	2 696	496	9	19	
MADEEXPO	2	13/3	16/3	42 442	42 442	5 316	0	0	27	713	115	130	57	T	68 360	6 308	495	9	5	
MIA PHOTO FAIR	1	21/3	25/3	2 550	2 550	750	0	0	17	135	33	0	0	T/P	25 000	1 500	213	5	3	
MIART	1	5/4	7/4	7 790	7 790	2 599	0	0	20	213	73	0	0	P	18 163	2 786	325	9	3	
MICAM MILANO	2x1	10/2	13/2	56 868	56 868	23 137	0	0	37	1 319	601	19	11	T	42 925	25 192	5	9	25	
MICAM MILANO	2x1	15/9	18/9	56 129	56 129	24 190	0	0	35	1 303	640	15	10	T	43 457	25 743	5	9	25	
MIDO	1	23/2	25/2	49 317	49 317	31 045	0	0	48	1 274	963	49	30	T	43 754	23 258	541	9	23	
MILANO GOLOSA	1	12/10	14/10	4 283	4 283	0	0	0	3	196	6	0	0	P	13 200	200	404	5	2	
MILANO UNICA	2x1	9/7	11/7	18 483	18 483	3 045	0	0	15	444	89	0	0	T	17 297	6 640	60	9	25	
MILANO UNICA - IDEABIELLA	2x1	5/2	7/2	5 284	5 284	643	0	0	4	72	15	0	0	T	incl. in MILANO UNICA MODA		405	5	25	
MILANO UNICA - IDEABIELLA	2x1	9/7	11/7	5 226	5 226	624	0	0	3	71	14	0	0	T	incl. in MILANO UNICA MODA		405	9	25	
MILANO UNICA - MODA IN TESSUTI E ACCESSORI	2x1	5/2	7/2	9 912	9 912	1 512	0	0	11	313	53	0	0	T	20 582	5 881	657	5	25	
MILANO UNICA - MODA IN TESSUTI E ACCESSORI	2x1	9/7	11/7	11 640	11 640	1 932	0	0	12	352	66	0	0	T	17 625	6 762	657	9	25	
MILANO UNICA - SHIRT AVENUE	2x1	5/2	7/2	1 593	1 593	441	0	0	6	27	10	0	0	T	incl. in MILANO UNICA MODA		60	5	25	
MILANO UNICA - SHIRT AVENUE	2x1	9/7	11/7	1 617	1 617	489	0	0	5	21	9	0	0	T	incl. in MILANO UNICA MODA		60	9	25	
MIPEL	2x1	15/9	18/9	7 494	7 494	1 880	0	0	21	271	98	0	0	T	14 668	5 564	27	9	24, 25	
MIPEL - MOSTRA INTERNAZIONALE DELLA PELLETERIA E ACCESSORIO	2x1	10/2	12/2	7 915	7 915	1 796	0	0	22	273	83	0	0	T	11 675	4 828	27	9	24, 25	
MYPLANT & GARDEN	1	20/2	22/2	23 711	23 461	2 780	250	0	23	664	116	65	20	T	15 316	1 160	776	9	1	
PTE PROMOTIONTRADE EXHIBITION	1	23/1	25/1	4 529	4 529	874	0	0	13	144	42	15	6	T	4 408	222	325	5	11, 13	
RE PANETTONE	1	30/11	1/12	1 125	1 125	0	0	0	0	52	0	0	0	P	10 500	0	42	5	2	
SALONE FRANCHISING MILANO	1	24/10	26/10	3 261	3 261	185	0	0	6	120	6	10	3	P	3 888	161	629	5	4	
SALONE INTERNAZIONALE DEL COMPLEMENTO D'ARREDO	1	9/4	14/4	8 490	8 490	1 623	0	0	9	141	30	0	0	T/P	incl. in SALONE DEL MOBILE		310	9	12	
SALONE INTERNAZIONALE DEL MOBILE	1	9/4	14/4	163 475	163 475	36 754	0	0	30	907	291	0	0	T/P	300 234	185 568	310	9	12	
SI' SPOSAITALIA COLLEZIONI	1	5/4	8/4	7 572	7 572	3 409	0	0	26	141	68	0	0	T	6 257	1 790	325	9	24, 25	
SICUREZZA	2	13/11	15/11	15 897	15 897	2 269	0	0	35	399	95	125	87	T	24 408	1 970	325	9	7, 10, 18, 19	
SIMAC	1	20/2	22/2	11 747	11 747	1 861	0	0	17	174	45	29	9	T	7 702	4 132	83	9	19	
SIMEI	2	19/11	22/11	27 340	27 340	2 546	0	0	24	437	76	76	47	T	22 064	7 296	762	9	1	
SMAU	1	22/10	24/10	10 435	10 435	1 285	0	0	9	236	9	101	86	T	34 296	2 915	683	5	21	
SUPER	2x1	22/2	25/2	676	676	187	0	0	20	103	43	0	0	T	5 801	1 102	602	5	24, 25	
SUPER	2x1	19/9	22/9	691	691	166	0	0	21	99	49	0	0	T	5 695	891	602	5	24, 25	
SUPERDESIGN SHOW	1	9/4	14/4	9 372	9 372	6 470	0	0	9	26	19	0	0	T/P	40 750	0	709	5	12	
TANNING TECH	1	20/2	22/2	6 889	6 889	703	0	0	13	106	23	12	6	T	incl. in SIMAC		83	9	19	

(*) Please refer to each national definition given at the beginning of the report

2019 EVENTS BY CITY

	Interval Year	Opening date	Closing date	Space					Exhibitors					Visitors/Visits (*)		Organiser	Auditor	Industry sector	
				Total	Rented Space (sq.m)		Open air		from ... countries	Total	Foreign/ International (*)	Represented firms		Admission for Trade/Public	Total				Foreign/ International (*)
					Total	Foreign/ International (*)	Total	Foreign/ International (*)				Total	Foreign/ International (*)						
THE ONE MILANO	2x1	22/2	25/2	13 662	13 662	6 842	0	0	25	231	101	20	20	T	9 103	5 664	542	5	24, 25
THE ONE MILANO	2x1	19/9	22/9	936	936	297	0	0	10	70	19	0	0	T	1 273	480	542	5	24, 25
TUTTOFOOD	2	6/5	9/5	60 517	60 517	5 785	0	0	42	2 379	381	43	22	T	61 326	12 391	325	9	2
VISCOM ITALIA	1	10/10	12/10	10 978	10 978	743	0	0	15	238	38	240	148	T	20 478	1 348	634	5	11
VITRUM	2	1/10	4/10	14 243	14 243	2 671	0	0	22	226	111	12	8	T	6 965	3 685	783	9	19
WHITE MILANO	2x1	20/9	23/9	8 590	8 590	3 321	0	0	35	501	182	0	0	T	14 137	2 704	492	5	14, 24, 25
WHITE MILANO	2x1	22/2	25/2	8 601	8 601	3 568	0	0	35	504	179	0	0	T	14 916	3 330	492	5	14, 24, 25
WHITE STREET MARKET	2x1	12/1	14/1	643	643	252	0	0	8	52	19	0	0	T/P	1 873	512	492	5	14, 24, 25
WHITE STREET MARKET	2x1	15/6	17/6	1 041	1 041	426	0	0	11	58	24	0	0	T/P	8 707	843	492	5	14, 24, 25
WORKPLACE 3.0 / SALONEUFFICIO	2	9/4	14/4	2 360	2 360	95	0	0	2	15	1	0	0	T/P	incl. in SALONE DEL MOBILE		310	9	12
Modena (I)																			
MODENA EXCELSIOR PETRA	1	9/2	17/2	5 300	5 300	300	0	0	6	203	11	0	0	P	36 549	0	550	5	3
PLAY - FESTIVAL DEL GIOCO	1	5/4	7/4	4 456	4 456	135	0	0	5	129	6	0	0	P	42 500	0	550	5	3, 13
SKIPASS TURISMO E SPORT	1	31/10	3/11	6 150	6 000	0	150	0	4	112	4	52	0	P	30 640	0	550	5	3
Mombacelli (I)																			
FIERA NAZIONALE DEL TARTUFO E DEI PRODOTTI LOCALI	1	18/10	19/10	700	0	0	700	0	1	40	0	15	0	T/P	6 570	270	170	5	1
Monaco (MC)																			
artmonte-carlo	1	25/4	28/4	3 998	3 998		0	0	14	49	49	49	49	P	5 000		590		3
Moncalvo (I)																			
FIERA - MOSTRA MERCATO DEL TARTUFO	1	20/10	27/10	6 250	4 710	0	1 540	0	1	150	0	0	0	P	16 990	1 870	171	5	1
MOSTRA MERCATO DEL BUE GRASSO	1	11/12	11/12	6 250	4 710	0	1 540	0	1	75	0	0	0	T/P	4 505	150	171	5	1
Montbéliard (F)																			
FRANCE CE MONTBÉLIARD	1	7/3	7/3	200	200	4	0	0	2	33	1	0	0	T	178	0	152	7	4
Montechiaro d'Asti (I)																			
FIERA NAZIONALE DEL TARTUFO BIANCO DEL MONFERRATO	1	3/11	3/11	1 500	0	0	1 500	0	1	60	0	0	0	T/P	16 550	1 050	172	5	1
Montesilvano (I)																			
ABRUZZO SPOSI	1	28/9	29/9	2 500	2 500				1	60				P	1 500		52	5	25
Montichiari (I)																			
ALIMENT & ATTREZZATURE	1	23/2	26/2	3 969	3 969	0	0	0		255		0	0	P	40 122	0	437	5	2
BIE BRESCIA INDUSTRIAL EXHIBITION	1	23/5	25/5	6 300	6 300	0	0	0		101		3	2	T	2 744	70	139	5	19
ENERGY DAYS E TURISMONATURA	1	15/11	17/11	5 331	5 331	157	0	0	3	51	4	0	0	T/P	3 472	0	139	5	9
EXPOARTE	1	11/5	13/5	2 000	2 000	0	0	0		70		0	0	P	1 534	0	139	5	3
FIERA AGRICOLA ZOOTECNICA ITALIANA	1	1/2	3/2	17 920	17 602	58	318	0	4	485	4	0	0	T/P	38 045	341	139	5	1
FIERA DELL'ELETRONICA RADIANTISTICA EXPO	2x1	9/3	10/3	11 475	11 475	379	0	0	8	384	14	0	0	P	17 776	623	139	5	18
FIERA DELL'ELETRONICA RADIANTISTICA EXPO	2x1	7/9	8/9	9 592	9 592	458	0	0	6	338	12	0	0	P	10 562	45	139	5	18
GOLOSITALIA	1	23/2	26/2	5 120	5 120	220	0	0	8	455	15	124	0	T/P	40 122	0	437	5	2
ITALIAN DENTAL SHOW	2	17/10	19/10	27 000	27 000	8 000	0	0	23	255	63	0	0	T	16 128	2 327	139	5	22
RASSEGNA ANTIQUARIA	1	1/11	10/11	2 338	2 338	75	0	0	2	72	3	0	0	P	3 435	0	139	5	24
REAS	1	4/10	6/10	19 826	19 670	580	156	0	7	193	21	12	12	T/P	23 246	199	139	5	7
SAMARCANDA	1	1/2	3/2	1 438	1 438	32	0	0	2	62	1	0	0	P	2 002	0	139	5	24
VITA IN CAMPAGNA	1	22/3	24/3	8 961	8 661	52	300	0	2	259	2	22	0	T/P	40 075	0	139	5	1
Montpellier (F)																			
CREATIVA - MONTPELLIER	1	17/1	20/1	748	748	18	0	0	4	78	3	0	0	P	13 739	0	13		6
ENERGAIA - MONTPELLIER	1	11/12	12/12	3 160	3 160	515	0	0	9	208	26	0	0	T	5 840	319	700	7	10
FRANCE CE MONTPELLIER	1	19/9	20/9	639	639	7	0	0	2	94	1	6	0	T	822	0	152	7	4

(*) Please refer to each national definition given at the beginning of the report

2019 EVENTS BY CITY

	Interval Year	Opening date	Closing date	Space					Exhibitors					Visitors/Visits (*)			Organiser	Auditor	Industry sector	
				Total	Rented Space (sq.m)		Open air		from ... countries	Total	Exhibitors with their own stands		Represented firms		Admission for Trade/Public	Total				Foreign/ International (*)
					Total	Foreign/ International (*)	Total	Foreign/ International (*)			Total	Foreign/ International (*)	Total	Foreign/ International (*)						
MAISON MANIA - MONTPELLIER	1	22/3	25/3	4 097	3 327	12	770	0	2	127	1	0	0	P	6 501	0	700	7	12	
NATURE@VENTURE - MONTPELLIER	1	12/4	14/4	561	561	6	0	0	2	35	1	0	0	P	4 010	0	700	7	6	
OB'ART - MONTPELLIER	1	12/4	14/4	529	529	30	0	0	5	111	7	0	0	P	8 154	0	85		3	
Moscow (RU)																				
AgroFarm	1	5/2	7/2	7 651	7 651	4 565	0	0	30	421	199	27	4	T	9 265	556	445 725	12	1	
Agroprod mash 2019	1	7/10	11/10	27 989	27 941	11 888	48	0	33	939	437	2	0	T/P	26 579	2 446	281	12	2	
Apparel Textile Salon / International Salon of apparel fabrics and accessories for garment production	2x1	19/2	22/2	2 980	2 980	654	0	0	9	150	49	0	0	T	14 135	1 855	721		25	
Apparel Textile Salon / International Salon of apparel fabrics and accessories for garment production	2x1	17/9	20/9	3 168	3 168	1 037	0	0	9	163	72	0	0	T	14 001	1 260	721	12	25	
Apteka	1	2/12	5/12	774	774	112	0	0	12	131	15	19	3	T	5 287	265	262		22	
Aquatherm Moscow	1	12/2	15/2	20 915	20 915	8 890	0	0	2	784	415	24	0	T	27 517	1 529	399		5	
ARCH Moscow	1	15/5	19/5	3 408	3 408	507	0	0	9	176	27	0	0	T/P	10 770	540	293	12	5	
ARMY-2019	1	25/6	30/6	40 018	25 094	1 252	14 924	0	15	1 316	101	0	0	T/P	446 000	0	403		7	
CeMAT	1	24/9	26/9	4 364	4 094	1 027	270	30	18	153	40	3	0	T/P	5 786	289	203	12	26	
CJF – Child and Junior Fashion 2019. Autumn	2x1	24/9	27/9	8 086	8 086	2 799	0	0	27	416	132	0	0	T	8 532	518	281		25	
CJF – Child and Junior Fashion 2019. Spring	2x1	25/2	28/2	6 995	6 995	1 258	0	0	26	309	66	0	0	T	9 490	380	281		25	
CleanExpo Moscow / PULIRE	1	29/10	31/10	2 743	2 743	497	0	0	14	156	34	2	0	T/P	4 730	237	560		10	
Climate World	1	4/3	7/3	7 300	7 300	2 000	0	0	24	250	93	22	4	T	22 615	3 992	262		5	
Composite-Expo. Polyurethanex	1	23/4	25/4	3 515	3 515	1 529	0	0	17	196	85	0	0	T	6 790	340	544		17	
Construction Materials	1	29/1	1/2	2 496	2 496	806	0	0	19	190	53	17	0	T	12 010	360	262		5	
Dacha. Garden. Landscape. Small Mechanization	1	20/3	24/3	825	825	3	0	0	2	143	1	6	0	T/P	12 930	0	584	12	3	
Elektro 2019	1	15/4	18/4	6 936	6 936	4 624	0	0	18	226	85	0	0	T	13 529	812	281	12	18	
Euro Shoes premiere collection	1	26/8	29/8	4 449	4 449	2 888	0	0	12	98	59	0	0	T/P	1 767	88	368	12	25	
ExpoCoating Moscow	1	22/10	24/10	992	992	173	0	0	9	78	12	16	5	T	1 883	108	560	12	17	
ExpoElectronica	1	15/4	17/4	8 816	8 816	2 147	0	0	14	431	163	16	1	T/P	11 073	443	399		18	
FLOWERS	1	22/8	24/8	1 405	1 225	12	180	0	2	92	1	0	0	T	8 094	14	445 725		3	
FlowersExpo	1	10/9	12/9	6 629	6 629	2 832	0	0	32	449	236	7	3	T	12 428	528	375		3	
Healthy lifestyle 2019	1	2/12	6/12	3 186	3 186	687	0	0	15	223	45	0	0	T/P	16 720	840	281	12	22	
Heat Treatment - 20193	1	17/9	19/9	1 101	1 101	374	0	0	10	78	29	18	0	T	3 220	100	544	12	19	
Home Textile Salon / International Salon of decorative fabrics, home textiles and interior furnishings	2x1	19/2	22/2	2 160	2 160	756	0	0	13	148	61	0	0	T/P	incl. in Apparel Textile Salon		721		25	
Home Textile Salon / International Salon of decorative fabrics, home textiles and interior furnishings	2x1	17/9	20/9	2 025	2 025	920	0	0	8	154	81	0	0	T/P	incl. in Apparel Textile Salon		721	12	25	
Hunting and fishing in Russia	2x1	28/2	3/3	12 283	12 283	863	0	0	12	719	43	31	0	T/P	60 330	2 410	284	12	3	
Hunting and fishing in Russia	2x1	5/9	8/9	4 541	4 541	295	0	0	7	423	29	0	0	T	23 058	138	284		3	
Inlegmash 2019	1	19/3	22/3	1 371	1 371	403	0	0	13	88	51	0	0	T	5 747	287	281		25	
Interlakokraska 2019	1	4/3	7/3	3 730	3 730	1 877	0	0	25	237	126	3	1	T	8 830	530	281	12	17	
International Aviation and Space salon MAKS	2	27/8	1/9	96 306	25 354	6 084	70 952	6 301	30	799	177	70	4	T/P	449 460	31 460	93	12	20	
International Fair Leather - Footwear - Fur - Technology	2x1	19/2	22/2	580	580	45	0	0	4	31	5	0	0	T	3 097	215	648		25	
International Fair Leather - Footwear - Fur - Technology	2x1	17/9	20/9	551	551	49	0	0	4	30	9	0	0	T	2 598	208	648	12	25	
Interpolitex	1	22/10	25/10	11 950	11 950	1 970	0	0	8	372	68	9	1	T	20 616	1 237	111		7	
JUNWEX Moscow	1	25/9	29/9	12 511	12 511	330	0	0	11	537	22	5	0	T	14 280	1 140	656	12	24	
Khimia 2019	1	16/9	19/9	6 578	6 578	2 862	0	0	26	397	196	1	0	T	12 010	750	281	12	17	
















(*) Please refer to each national definition given at the beginning of the report

2019 EVENTS BY CITY

	Interval Year	Opening date	Closing date	Space						Exhibitors						Visitors/Visits (*)				Organiser	Auditor	Industry sector
				Rented Space (sq.m)						Exhibitors with their own stands			Represented firms			Admission for Trade/Public						
				Total	Halls		Open air		from ... countries	Total	Foreign/ International (*)	Total	Foreign/ International (*)	Total	Foreign/ International (*)	Total	Foreign/ International (*)	Total	Foreign/ International (*)			
					Total	Foreign/ International (*)	Total	Foreign/ International (*)														
LeShow	1	14/5	16/5	2 628	2 628	1 740	0	0	9	70	42	1	1	T/P	1 867	205	746	12	25			
Mebel 2019	1	18/11	22/11	31 338	31 338	5 822	0	0	29	842	257	0	0	T/P	43 248	2 995	281	12	12			
medtra	1	2/12	5/12	1 248	1 248	163	0	0	12	158	27	0	0	T/P	9 730	490	281	12	22			
Metal - Expo 2019	1	12/11	15/11	15 357	15 222	4 538	135	105	32	546	238	30	8	T	20 256	741	537	12	19			
Metalloobrabotka 2019	1	27/5	31/5	42 236	40 751	18 349	1 485	414	33	1 186	642	4	1	T	35 024	2 101	281	12	19			
MIMS Automechanika Moscow	1	26/8	29/8	24 497	24 497	12 526	0	0	35	1 381	997	0	0	T	19 296	3 069	399, 528		16			
MiningWorld Russia	1	23/4	25/4	7 731	7 731	3 251	0	0	29	431	239	12	3	T/P	5 927	540	399	12	9			
Mir Detsvta 2019	1	24/9	27/9	18 419	18 419	3 627	0	0	30	734	198	0	0	T	14 538	888	281		13			
Mir Stekla 2019	1	2/4	5/4	3 733	3 733	1 791	0	0	22	230	151	0	0	T	9 686	850	281		5			
MITT	1	12/3	14/3	12 311	12 311	9 274	0	0	43	1 261	609	14	6	T/P	22 289	2 229	399	12	3			
Moscow Boat Show	1	6/3	10/3	4 849	4 849	1 030	0	0	10	145	27	0	0	T/P	15 964	1 236	191		26			
Moscow International Tool Expo MITEX (Variety of Tools)	1	5/11	8/11	10 556	10 462	5 054	94	94	21	521	328	12	1	T	15 511	930	262	12	19			
Mother & Child healthcare - 2019	1	25/9	27/9	736	736	326	0	0	18	105	30	0	0	T	4 433	167	510	12	22			
MVC: Cereals-Mixed Feed-veterinary	1	29/1	31/1	12 183	12 183	3 698	0	0	28	414	123	27	7	T/P	6 310	883	502	12	2			
Navitech 2019	1	23/4	26/4	369	369	30	0	0	2	39	3	0	0	T	4 593	217	281		19			
NDT Russia	1	22/10	24/10	1 038	1 038	178	0	0	7	83	15	4	0	T	1 609	98	560	12	19			
Neftegaz 2019	1	15/4	18/4	14 164	13 207	5 011	957	468	24	573	248	3	1	T	17 740	1 240	281	12	9			
non/fiction	1	5/12	9/12	2 983	2 983	308	0	0	12	353	38	11	0	T/P	26 010	1 300	293	12	4			
Obuv. Mir Kozhi 2019. Autumn	2x1	21/10	24/10	3 614	3 614	3 169	0	0	11	177	143	3	1	T/P	5 960	180	281	12	25			
Obuv. Mir Kozhi 2019. Spring	2x1	19/3	22/3	3 851	3 851	3 465	0	0	13	172	145	0	0	T	6 300	440	281	12	25			
OTDYKH LEISURE	1	10/9	12/9	3 188	3 188	1 648	0	0	33	516	176	21	13	T	13 015	1 562	262	12	3			
Pharmtech & Ingredients	1	19/11	22/11	9 012	9 012	5 225	0	0	2	448	280	12	4	T/P	8 069	565	399		22			
Photonics. World of Lasers and Optics 2019	1	4/3	7/3	2 540	2 540	812	0	0	13	194	69	4	0	T	8 380	340	281	12	19			
Prodexpo 2019	1	11/2	15/2	49 872	49 872	9 991	0	0	69	2 417	729	0	0	T	66 915	6 533	281		2			
Reklama 2019	1	21/10	24/10	4 578	4 578	466	0	0	18	237	61	0	0	T	17 380	800	281		4			
RosBuild 2019	1	2/4	5/4	3 817	3 817	651	0	0	10	246	45	3	0	T	15 210	1 060	281	12	5			
Russian Antique Salon	1	27/11	1/12	2 865	2 865	101	0	0	6	194	7	0	0	T/P	7 710	80	293	12	3			
Russian Elevator Week	2	26/6	28/6	4 697	4 697	2 657	0	0	19	174	111	12	4	T	5 195	779	445, 725	12	5			
Safety and Protection of Labour - 2019	1	10/12	13/12	8 393	8 393	1 550	0	0	23	450	138	4	0	T	20 356	1 782	72		7			
Securika / MIMPS	1	19/3	22/3	11 412	11 412	3 691	0	0	2	435	168	2	0	T/P	18 379	735	399		7			
Sviaz 2019	1	23/4	26/4	6 246	6 246	3 419	0	0	15	409	248	0	0	T	12 550	750	281	12	21			
Technoforum 2019	1	21/10	24/10	2 307	2 307	238	0	0	10	148	23	3	0	T/P	8 290	270	281	12	19			
TEXTILLEGPROM - Federal Wholesale Fair of Goods and Equipment for Textile and Consumer Goods Industries	2x1	17/9	20/9	13 302	13 302	3 990	0	0	30	1 307	393	36	9	T	21 201	2 138	648, 721	12	25			
Tires & Rubber 2019	1	23/4	26/4	1 782	1 782	1 048	0	0	10	140	81	0	0	T	3 720	440	281		17			
TransRussia	1	15/4	17/4	10 014	9 987	3 469	27	0	29	398	200	3	1	T/P	18 916	1 892	399	12	26			
WorldBuild Moscow/MosBuild	1	2/4	5/4	36 527	35 656	12 679	871	0	38	1 165	512	14	2	T/P	65 263	3 916	399		5			
WorldFood Moscow	1	24/9	27/9	21 701	21 701	12 711	0	0	65	1 764	1 079	14	7	T/P	30 768	3 384	399	12	2			
Zdravookhraniye 2019	1	2/12	6/12	12 045	11 891	3 903	154	0	30	698	241	1	0	T/P	28 250	1 410	281	12	22			
Muğla (TR)																						
Agritech 9.Fethiye Agriculture, Greenhouse, Live Stockbreeding, Nourishment and Agricultural Machinery Fair	1	3/4	6/4	3 847	3 847	0				66			0	T/P	5 104	37	504	14	1			
BODEX 4.Bodrum Mediterranean product, textile, food, decoration and equipments for hotels, restaurants, food	1	13/3	16/3	20 723	20 723	735			5	375	65		0	T/P	18 060	3 044	504	14	2			




(*) Please refer to each national definition given at the beginning of the report

2019 EVENTS BY CITY

	Interval Year	Opening date	Closing date	Space						Exhibitors				Visitors/Visits (*)				Organiser	Auditor	Industry sector	
				Total	Rented Space (sq.m)		Open air		from ... countries	Total	Foreign/ International (*)	Represented firms		Admission for Trade/Public	Total						
					Total	Foreign/ International (*)	Total	Foreign/ International (*)				Total	Foreign/ International (*)		Total	Foreign/ International (*)					
																	Foreign/ International (*)				
Decoration, Renovation, Construction Materials, Real Estate	1	22/8	25/8	10 399	10 399	313			4	153	9		63	T/P	11 370	2 092	198	14	5		
Farmers' Fair - Güney Ege 10. International Food, Agricultural and Animal Breeding Fair	1	7/3	10/3	800	800	0			22	30			0	T/P	2 100	1 570	288	14	1		
FETEX 9. Fethiye Tourism, Tourism and Food-Beverage Suppliers Fair	1	6/3	9/3	2 800	2 800	0			22	182			0	T/P	2 100	1 570	504	14	3		
Güneyege 1. Marriage, Marriage Preparation, Wedding, Trousseau, Mother and Baby Fair	1	13/2	17/2	6 462	6 462	398			5	94	6		0	T/P	9 282	2 561	287	14	27		
MAREX 20th Mediterranean Product, Textile&Equipments Exhibition For Hotels, Restaurants Fair	1	20/3	23/3	198	198	186			12	33	31		0	T/P	923	0	504	14	2		
Mulhouse (F)																					
FESTIVAL DES VEHICULES ANCIENS	1	29/6	30/6	2 939	2 883	223	56	0	5	64	7	0	0	P	3 372	0	557	7	26		
INDUSTRIES DU FUTUR - MULHOUSE	1	19/11	20/11	2 922	2 922	285	0	0	10	285	32	0	0	T	3 658	254	557		19		
München (D)																					
 BAU - World's leading trade fair for architecture, materials, systems	2	14/1	19/1	134 253	134 253	36 494			47	2 240	844			T	249 228	85 477	530	8	5		
 bauma - The World's Leading Trade Fair for Construction Machinery, Building Material Machines, Mining Machines, Construction Vehicles and Construction Equipment	3	8/4	14/4	433 265	152 208	87 349	281 057	152 763	62	3 684	2 419			T	627 603	258 773	530	8	5		
 ees Europe / The smarter E Europe - International trade fair for batteries and energy storage systems	1	15/5	17/5	9 975	9 975	5 155			24	268	183			T	25 160	13 040	343	8	9	See note 1	
 eMove360° Europe - International Trade Fair for Mobility 4.0 - electric - connected - autonomous	1	15/10	17/10	7 868	7 840	2 313	28		22	242	108			T	8 687		558	8	26		
 EM-Power / The smarter E Europe - The exhibition for intelligent energy use in industry and buildings	1	15/5	17/5	1 111	1 111	294			9	77	18			T	16 809	8 160	343	8	9	See note 2	
 EXPO REAL - International Trade Fair for Property and Investment	1	7/10	9/10	41 060	41 060	9 293			44	2 189	567			T	42 418	14 000	530	8	5		
 f.re.e - Fair for Leisure and Travel.	1	20/2	24/2	35 089	35 089	7 528			59	1 277	568			P	143 876	4 340	530	8	3		
 INHORGENTA MUNICH - International Trade Fair for Jewellery, Watches, Design, Gemstones and Technology	1	22/2	25/2	26 549	26 549	8 632			40	1 039	468			T	27 271	9 102	530	8	25		
 INTERNATIONALE HANDWERKSMESS - The Leading Trade Fair for Craft Trades with Garten München	1	13/3	17/3	30 087	30 087	4 396			33	951	189	10		T/P	105 333	3 371	353	8	19		
 Intersolar Europe / The smarter E Europe - International exhibition for solar technology and energy.	1	15/5	17/5	36 209	36 209	22 362			47	894	610			T	45 018	24 399	343	8	9	See note 3	
 ISPO MUNICH - International Trade Fair for Sports Equipment and Fashion	1	3/2	6/2	102 298	102 298	82 750			56	2 926	2 592			T	80 200	53 884	530	8	3		
 LASER World of PHOTONICS - International Trade Fair and Congress for Photonics Components, Systems and Applications of optical technologies	2	24/6	27/6	26 265	26 265	10 377			41	1 325	835			T	33 999	19 686	530	8	19, 22		
 LOPEC - International Exhibition and Conference for the Printed Electronics Industry	1	20/3	21/3	1 642	1 642	827			19	163	93			T	2 733	1 399	530	8	18		
 opti - The international trade show for optics & design	1	25/1	27/1	29 011	29 011	10 631			38	631	337			T	28 294	8 709	353	8	23		
 OutDoor by ISPO	1	30/6	3/7	45 344	42 744	30 972	2 600	1 962	37	1 136	964			T	22 077	13 812	530	8	3		

(*) Please refer to each national definition given at the beginning of the report

2019 EVENTS BY CITY

	Interval Year	Opening date	Closing date	Space						Exhibitors				Visitors/Visits (*)			Organiser	Auditor	Industry sector	
				Rented Space (sq.m)				Exhibitors with their own stands		Represented firms		Admission for Trade/Public	Total							
				Total	Halls		Open air		from ... countries	Total	Foreign/ International (*)				Total	Foreign/ International (*)				
					Total	Foreign/ International (*)	Total	Foreign/ International (*)												
 Power2Drive Europe / The smarter E Europe - International exhibition for charging infrastructure and e-mobility	1	15/5	17/5	2 572	2 572	1 236			15	115	51			T	19 874	9 873	343	8	9	See note 4
 productronica - World's leading trade fair for electronics development and production	2	12/11	15/11	49 950	49 950	20 379			45	1 541	781			T	43 697	24 098	530	8	18, 19	
 transport logistic / air cargo EUROPE - International trade fair for logistics, mobility, IT and supply chain management	2	4/6	7/6	77 143	66 991	30 717	10 152	4 349	64	2 374	1 341			T	63 893	30 082	530	8	26	
<p>Note 1: Visitor attendance determined by a representative poll in the combination of ees Europe/The smarter E Europe. Multiple answers were permitted</p> <p>Note 2: Visitor attendance determined by a representative poll in the combination of EM-Power/the smarter E Europe. Multiple answers were permitted</p> <p>Note 3: Visitor attendance determined by a representative poll in the combination of Intersolar Europe/The smarter E Europe. Multiple answers were permitted</p> <p>Note 4: Visitor attendance determined by a representative poll in the combination of Power2Drive Europe/The smarter E Europe. Multiple answers were permitted</p>																				
Murisegno (I)																				
TRIFOLA D'OR	1	10/11	17/11	1 089	180	0	909	0	1	140	0	0	0	T/P	31 516	2 601	173	5	1, 2	
Nancy (F)																				
BRASSEUR - NANCY	1	29/3	31/3	2 984	2 820	810	164	18	17	229	55	0	0	T/P	6 383	105	200	7	2	
FOIRE INTERNATIONALE - NANCY	1	30/5	10/6	15 107	7 933	543	7 174	66	15	425	28	0	0	P	81 757	0	200	7	27	
FRANCE CE NANCY	1	12/9	12/9	272	272	4	0	0	2	45	1	0	0	T	323	0	152	7	4	
HABITAT DECO & ANTIQUAIRES ET ART CONTEMPORAIN - NANCY	1	28/2	4/3	6 280	5 819	44	461	27	4	249	3	0	0	P	21 761	0	200	7	12	
MARIAGE - NANCY	1	9/11	11/11	473	473	6	0	0		51	1	0	0	P	3 578	0	7	7	3	
Nantes (F)																				
ART TO PLAY - NANTES	1	16/11	17/11	4 870	4 810	241	60	20	7	120	7	0	0	P	32 666	0	291	7	6	
CONVENTION DU TATOUAGE - NANTES	1	4/10	6/10	1 438	1 438	282	0	0		247	55	0	0	P	12 114	0	561	6	3	
CREATIVA - NANTES	1	31/10	3/11	3 277	3 277	153	0	0	8	182	10	0	0	P	21 659	0	291	7	6	
DIGITAL CHANGE	1	22/1	23/1	1 123	1 123	0	0	0	1	99	0	0	0	T	3 743	0	291	7	21	
DISGROUP	1	11/10	11/10	405	405	45	0	0	5	45	5	0	0	T	86	0	354	7	2	
FOIRE INTERNATIONALE - NANTES	1	6/4	15/4	24 989	10 435	309	14 554	0	15	448	17	0	0	P	55 010	0	291	7	27	
FORMATHEQUE	2x1	18/1	19/1	1 845	1 845	0	0	0	1	144	0	0	0	P	20 026	0	377	6	8	
FRANCE CE NANTES	2x1	28/3	29/3	917	917	3	0	0	2	146	1	0	0	T	1 858	0	152	7	4	
FRANCE CE NANTES	2x1	19/9	20/9	794	794	9	0	0	3	120	2	2	0	T	1 751	0	152	7	4	
HABITAT DÉCO - NANTES	1	9/11	11/11	6 400	6 400	0	0	0	1	276	0	0	0	P	16 666	0	291	7	12	
PECHE EN MER - NANTES	1	1/3	3/3	4 914	4 914	51	0	0	5	112	4	0	0	P	12 287	0	291	7	6	
POUR L'AMOUR DU FIL - NANTES	1	24/4	27/4	1 099	1 099	269	0	0	14	122	35	0	0	P	8 521	0	623	7	6	
SALON STEP OUEST	1	10/3	11/3	2 384	2 384	0	0	0	1	98	0	0	0	T	355	0	129	7	25	
SALON ZEN ET BIO - NANTES	1	11/10	13/10	1 985	1 985	87	0	0		242	10	0	0	P	19 025	0	698	6	27	
SIT NANTES	1	25/1	27/1	1 741	1 741	111	0	0	8	402	15	0	0	P	28 752	0	22	7	6	
VEHICULES DE LOISIRS NEUFS - NANTES	1	11/10	14/10	18 038	18 038	0	0	0	1	13	0	0	0	P	7 092	0	291	7	26	
Napoli (I)																				
ARKEDA	1	29/11	1/12	6 000	5 000	500	1 000	500	28	125	10	60	18	T	12 000	500	613	5	12	
BMT - BORSA MEDITERRANEA DEL TURISMO	1	22/3	24/3	15 000	10 000	3 000	5 000	3 000	150	390	90	210	60	T	16 800	6 200	613	5	6	
ENERGYMED	1	28/3	30/3	1 016	908	69	108	0	67	71	4	40	29	T/P	22 600	130	46	5	9, 10	
EXPOFRANCHISING	1	17/5	18/5	2 800	2 400	100	400	100	14	120	8	42	6	T/P	8 500	490	613	5	4	
FIERA DELLA CASA	1	1/6	9/6	30 784	5 284		25 500		20	133	3	61	17	T/P	43 387	4 339	554	5	27	
GUSTUS	1	17/11	19/11	4 400	4 000	500	400	100	20	132	12	36	8	T	10 400	1 150	613	5	2	
PHARMEXPO	1	22/11	24/11	8 000	6 000	1 200	2 000	300	20	275	55	126	22	T	13 200	2 750	613	5	22	
Nevers (F)																				
FOIRE EXPOSITION - NEVERS	1	9/3	17/3	6 745	5 077	75	1 668	0	4	244	5	0	0	P	62 103	0	568	7	27	
HABITAT- NEVERS	1	1/11	3/11	1 306	1 306	0	0	0	1	86	0	0	0	P	6 603	0	568	7	12	

(*) Please refer to each national definition given at the beginning of the report

2019 EVENTS BY CITY

	Interval Year	Opening date	Closing date	Space					Exhibitors					Visitors/Visits (*)		Organiser	Auditor	Industry sector		
				Rented Space (sq.m)					Exhibitors with their own stands		Represented firms		Admission for Trade/Public	Total						
				Total	Halls	Foreign/International (*)	Open air	Foreign/International (*)	from ... countries	Total	Foreign/International (*)	Total		Foreign/International (*)	Total					Foreign/International (*)
SALON GOURMAND - NEVERS	1	9/11	11/11	379	379	0	0	0	1	37	0	0	0	P	9 176	0	568	7	2	
SENIORS - NEVERS	1	9/11	11/11	738	738	9	0	0	2	52	1	0	0	P	9 176	0	568	7	3	
Nice (F)																				
BIONAZUR	1	24/5	26/5	614	614	45	0	0		71	4	0	0	P	13 015	0	567	7	2	
FOIRE INTERNATIONALE - NICE	1	17/3	26/3	16 138	9 606	7 18	6 532	50	20	433	41	203	28	P	82 434	292	567	7	27	
FRANCE CE NICE	1	2/4	2/4	394	394	8	0	0	2	85	1	0	0	T	367	0	152		4	
MARIONS-NOUS - NICE	1	12/10	13/10	1 152	1 152	12	0	0		125	2	0	0	P	9 040	0	484	6	3	
SALON DES ETUDES SUPERIEURES - ART MODE ET DESIGN - NICE	1	18/1	19/1	1 656	1 656	72	0	0		136	7	0	0	P	24 010	0	377	6	8	
VINS DES VIGNERONS INDEPENDANTS - NICE	1	5/4	7/4	655	655	0	0	0	1	107	0	0	0	P	4 069	0	780	7	2	
Niğde (TR)																				
Niğde Tarım Fuarı	1	23/10	27/10	2 652	2 652	0				73			0	T/P	37 772	0	87	14	1	
Nimes (F)																				
BIJOUTIFUL - NIMES	1	5/4	8/4	496	496	0	0	0	1	62	0	0	0	P	5 362	0	136	7	24	
FOIRE EXPOSITION - NIMES	1	8/2	11/2	5 619	5 619	0	0	0	1	209	0	0	0	P	29 768	0	294	6	27	
HABITAT - NIMES	1	6/9	9/9	2 939	2 939	0	0	0	1	129	0	0	0	P	8 504	0	294	6	12	
SALON SESAME - NIMES	1	8/3	11/3	1 330	1 330	77	0	0		163	8	0	0	P	10 814	0	371	6	22	
Niort (F)																				
FRANCE CE NIORT	2x1	9/4	9/4	336	336	0	0	0	1	68	0	0	0	T	262	0	152		4	
Nizhny Novgorod (RU)																				
Future of Russia	1	25/9	27/9	348	348	0	0	0	3	58	2	0	0	T	2 000	0	569		19	
Great Rivers/ICEF	1	14/5	17/5	1 045	725	63	320	0	4	84	4	0	0	T	4 030	130	569		10	
Novokuznetsk (RU)																				
Ugol Rossii and Mining 2019	1	4/6	7/6	21 867	8 830	1 817	13 037	1 539	24	714	159	0	0	T	45 315	970	466 520		9	
Nürnberg (D)																				
ALTENPFLEGE - The Care Fair	2	2/4	4/4	17 459	17 459	1 093			18	673	67			T	27 042	703	301	8	2, 22	See note
AUTOMOTIVE ENGINEERING EXPO - Car Body Process Chain - from concept to final assembly	2	4/6	5/6	1 655	1 655	428			13	84	20			T	919	256	575	8	18	
BIOFACH + VIVANESS - World's Leading Trade Fair for Organic Food / International Trade Fair for Natural and Organic Personal Care	1	13/2	16/2	49 701	49 701	29 496			98	3 266	2 372			T	51 488	25 898	575	8	21	
BrauBevale	1	12/11	14/11	45 529	45 529	21 471			45	1 086	582			T	40 021	18 029	575	8	17	
embedded world - Exhibition&Conference	1	26/2	28/2	28 820	28 820	12 601			42	1 117	619			T	30 895	12 696	575	8	11	
Enforce Tac - International Exhibition & Conference - Law Enforcement, Security and Tactical Solutions	1	6/3	7/3	5 607	5 607	2 610			30	304	162			T	4 759	2 133	575	8	19	
European Coatings Show - + ADHESIVES - SEALANTS - CONSTRUCTION CHEMICALS	2	19/3	21/3	42 086	42 086	23 663			46	1 156	799			T	30 472	19 479	575	8	2	
FachPack - European trade fair for packaging, technology and processing	1	24/9	26/9	60 049	60 049	17 230			43	1 590	621			T	43 405	13 480	575	8	11	
FeuerTrutz - International Trade Fair with Congress for Preventive Fire Protection	1	20/2	21/2	6 353	6 353	988			22	315	61			T	9 029	873	575	8	7	
Insights-X - Your stationery expo	1	10/10	12/10	10 194	10 194	4 729			41	314	178			T	5 332	2 202	699	8	18	
it-sa - The IT Security Expo and Congress	1	8/10	10/10	13 807	13 807	2 190			24	753	175			T	15 590	1 269	575	8	3	
IWA OutdoorClassics - High performance in target sports, nature activities, protecting people	1	8/3	11/3	58 177	58 177	42 086			56	1 619	1 314			T	45 476	27 947	575	8	10	
Kommunale - National Trade Fair and Congress	2	16/10	17/10	7 168	7 159	392	9		11	390	26			T	4 669	25	575	8	18	
NHOGA Nürnberg - Trade Fair for Gastronomy, Hotel and Catering	2	13/1	15/1	19 866	19 866	1 661			14	727	81	21	7	T	19 782		19	8	22	

(*) Please refer to each national definition given at the beginning of the report

2019 EVENTS BY CITY

	Interval Year	Opening date	Closing date	Space						Exhibitors						Visitors/Visits (*)		Organiser	Auditor	Industry sector
				Total	Rented Space (sq.m)		Open air		from ... countries	Total	Exhibitors with their own stands		Represented firms		Admission for Trade/Public	Total	Foreign/International (*)			
					Total	Foreign/International (*)	Total	Foreign/International (*)			Total	Foreign/International (*)	Total	Foreign/International (*)						
PCIM Europe - International Exhibition and Conference for Power Electronics, Intelligent Motion, Renewable Energy and Energy Management	1	7/5	9/5	14 949	14 949	6 412			28	525	286	86	54	T	12 803	5 438	516	8	2	
POWTECH - World Leading Trade Fair for Processing, Analysis, and Handling of Powder and Bulk Solids	1	9/4	11/4	25 913	25 913	8 377			35	823	323			T	14 131	5 627	575	8	17, 22	
SENSOR+TEST - The Measurement Fair - International Trade Fair for Sensorics, Measuring and Testing Technologies with concurrent Conferences	1	25/6	27/6	8 013	8 013	2 556			34	538	211			T	6 938	2 303	40	8	16	
SMTconnect - Solutions for Electronic Assemblies and Systems	1	7/5	9/5	12 309	12 309	2 593			26	371	139	46	29	T	13 050	4 646	575	8	19	
Spielwarenmesse - International toy trade fair	1	30/1	3/2	109 345	109 345	63 174			67	2 886	2 203			T	66 876	41 223	699	8	27	
SPS - Smart Production Solutions	1	26/11	28/11	80 459	80 459	14 376			45	1 585	548			T	63 708	16 724	575	8	18	
Werkstätten:Messe - Exhibition of workshops for persons with disabilities and trade fair for vocational participation	1	27/3	30/3	5 166	5 166	173			3	144	2			T/P	14 885	120	575	8	3	
Note: Events with changing venues																				
Offenbach (D)																				
ILM Summer Styles - International Leather Goods Fair	1	7/9	9/9	12 664	12 664	6 727			29	266	151			T	4 446	1 241	531	8	25	
ILM Winter Styles - International Leather Goods Fair	1	16/2	18/2	12 752	12 752	6 655			24	271	158			T	4 684	1 357	531	8	25	
Oporto (P)																				
CONCRETA - International Exhibition for the Construction Industry	2	21/11	24/11	11 047	10 975	1 027	72	0	9	383	63	0	0	T/P	28 524	323	292	2	5	
EXPOCOSMÉTICA - International Cosmetics, Esthetics and Hair Exhibition	1	3/10	5/10	9 746	9 746	1 676	0	0	9	237	84	0	0	T/P	39 096	905	292	2	14	
EXPOHOME - Furniture, Lighting and Household Goods for Export	2	13/2	17/2	5 870	5 870	531	0	0	3	70	5	0	0	T	Incl. in IDF Spring		292	2	12, 13	
FIMAP - International Machines woodwork	2	7/11	9/11	3 847	3 793	557	54	0	4	64	17	0	0	T	3 037	263	292	2	5, 19	
IDF BY INTERDECORAÇÃO – Fall Edition	1	4/9	8/9	10 318	10 318	527	0	0	4	118	9	0	0	T	5 725	153	292	2	12, 13	
IDF Spring By Interdecoreação	1	13/2	17/2	6 612	6 612	225	0	0	5	114	7	0	0	T	12 913	965	292	2	12, 13	
MAQUISHOES - Machines, Technology and Accessories for the Footwear Industry Fair / EXPOCOURO - International Leather Fair	2	7/11	9/11	1 881	1 881	540	0	0	2	55	22	0	0	T	1 514	18	292	2	19, 25	
PORTOJÓIA - International Jewellery, Gold and Watch Exhibition	1	26/10	29/10	3 054	3 054	431	0	0	7	137	19	0	0	T	5 230	282	292	2	24	
Ordu (TR)																				
19. Euxine Sea (Karadeniz) Industry and Trade Fair	1	21/6	30/6	967	967	45			3	78	2		2	T/P	20 906	2 563	234	14	27	
5. Food, Agriculture and Livestock	1	21/6	30/6	5 000	5 000	0				180			0	T/P	320 000	0	234	14	2	
Ordu 11. Construction Decoration Products and Natural gas specialty Exhibition	1	21/6	30/6	22 200	22 200	0				138			0	T/P	210 000	0	234	14	5	

(*) Please refer to each national definition given at the beginning of the report

2019 EVENTS BY CITY

	Interval Year	Opening date	Closing date	Space					Exhibitors					Visitors/Visits (*)			Organiser	Auditor	Industry sector
				Total	Rented Space (sq.m)		Open air		from ... countries	Total	Foreign/ International (*)	Represented firms		Admission for Trade/Public	Total	Foreign/ International (*)			
					Total	Foreign/ International (*)	Total	Foreign/ International (*)				Total	Foreign/ International (*)						
Orleans (F)																			
ANTIQUITES - ORLEANS	1	1/3	4/3	10 347	10 347	30	0	0	3	93	2	0	0	P	8 043	0	586	7	3
FOIRE EXPOSITION - ORLEANS	1	29/3	7/4	13 674	7 186	87	6 488	100	6	312	6	0	0	P	59 872	0	586	7	27
FRANCE CE ORLEANS	1	3/10	3/10	414	414	0	0	0	1	74	0	0	T	394	0	152	7	4	
HABITAT & DECORATION - ORLEANS	1	27/9	30/9	4 237	4 003	0	234	0	1	207	0	31	0	P	14 222	0	586	7	12
Osmaniye (TR)																			
Book Fair Osmaniye	1	6/12	15/12	3 700	3 700	0				150			0	T/P	151 443	0	769	14	8
Ostroda (PL)																			
Auto Moto Arena	1	6/3	17/3	2 555	2 555	0	0	0	1	46	0			P	12 683		280	4	16
Fabulous Santa Claus	1	30/11	1/12	608	608	0	0	0	1	68	0			P	15 863		280	4	27
Green Arena autumn	2x1	12/10	13/10	238	238	6	0	0	2	45	1			P	incl. in Hubertus Arena		280	4	3
Green Arena spring	2x1	23/3	24/3	613	583	9	30	0	2	91	1			P	incl. in Your House		280	4	3
HUBERTUS ARENA	1	12/10	13/10	1 768	1 768	48	0	0	3	109	4			P	10 585		280	4	3
Mazury Horeca	1	9/4	10/4	1 385	1 385	18	0	0	2	73	1			P	1 630		280	4	2
Your House,Your Garden	1	23/3	24/3	1 102	1 102	0	0	0	1	47	0			P	10 682		280	4	5
Zagroda	1	26/10	27/10	2 138	2 138	18	0	0	2	123	2			T/P	7 243		280	4	1
Oulu (SF)																			
Construction 2019 Oulu	1	12/4	14/4	3 032	2 975		57		1	170		7		T/P	7 386		571	11	5
Elä & Nauti I Tykkää & Tuhulaa 2019 Oulu	1	14/9	15/9	1 394	1 346		48		3	152		6		P	3 144		571	11	3
Vekkulit Vestarit	1	17/8	17/8	163	0		163		1	18		0		P	1 772		571	11	3
Work 2019 Oulu	1	9/10	10/10	564	564		0		2	62		6		T/P	3 151		571	11	8
Padova (I)																			
AUTO E MOTO D'EPOCA	1	24/10	27/10	36 800	28 800	4 970	8 000	500	22	931	121			P	55 170	8 458	588	5	3
FLORMART	1	26/9	28/9	8 478	8 171	518	307		10	304	18			T	5 397	449	588	5	1
Paris (F)																			
ANALYSE INDUSTRIELLE	1	5/2	6/2	797	797	463	0	0	9	59	30	1	0	T	939	101	421	7	19
ARCHITECT@WORK PARIS	1	26/9	27/9	3 185	3 185	1 372	0	0		260	112	0	0	T	6 303	127	278	6	12
BIJORHCA	2x1	18/1	21/1	3 521	3 521	2 149	0	0	25	254	150	14	2	T	11 311	3 164	635	7	24
BIJORHCA PARIS	1	6/9	9/9	3 924	3 924	2 341	0	0	38	301	175	44	22	T	11 843	3 207	635	7	24
BIM WORLD	1	2/4	3/4	2 496	2 496	234	0	0	16	273	30	0	0	T	8 624	856	106		21
CREATIONS & SAVOIR-FAIRE	1	27/11	1/12	2 698	2 698	373	0	0	12	248	33	2	0	P	39 108	0	152	7	12
DESTINATION NATURE, LE SALON DES NOUVELLES RANDONNÉES	1	14/3	17/3	1 856	1 856	304	0	0	12	270	49	0	0	P	37 408	1 402	152		6
DOCUMENTATION & DATA INTELLIGENCE FORUM	1	19/3	21/3	4 392	4 392	245	0	0	16	433	27	0	0	T	10 130	979	421	7	21
FAIRE CONSTRUIRE SA MAISON	1	27/9	29/9	2 163	2 163	81	0	0	6	83	5	0	0	P	21 196	0	591	7	15
FOIRE D'AUTOMNE	1	25/10	3/11	6 213	6 213	437	0	0	14	209	24	0	0	P	55 265	0	152	7	27
FOIRE DE PARIS	1	27/4	8/5	57 106	56 705	8 626	401	0	53	2 023	501	0	0	P	486 022	0	152	7	27
FORUM DE L'ÉLECTRONIQUE	2	24/9	26/9	3 950	3 950	488	0	0	20	349	51	35	23	T	5 038	447	359	7	19
FORUM LABO & FORUM BIOTECH	2	26/3	28/3	6 291	6 291	822	0	0	16	305	59	0	0	T	8 204	1 037	359	7	22
FRANCE CE PARC ASTERIX	1	13/5	14/5	421	421	24	0	0	3	63	4	0	0	T	1 339	0	152	7	4
FRANCHISE EXPO PARIS	1	17/3	20/3	10 883	10 865	1 664	18	0	27	588	139	0	0	T	29 048	2 039	635	7	4
IMMOBILIER - PARIS	1	11/10	13/10	758	758	69	0	0	8	65	10	0	0	P	7 241	24	152	7	15
IN PORTUGAL	1	17/5	19/5	948	948	815	0	0	2	101	90	0	0	P	5 218	168	142		15
INTERFILIERE - PARIS	2x1	19/1	21/1	3 506	3 506	2 939	0	0	25	179	144	7	5	T		0	288	7	25
IOT WORLD - M TO M & OBJETS CONNECTÉS - EMBEDDED	1	21/3	22/3	851	851	72	0	0	7	96	8	12	1	T	3 676	169	109	7	21
IT PARTNERS	1	13/3	14/3	4 282	4 282	801	0	0	18	281	60	0	0	T	9 010	104	635	7	21
JET EXPO	2x1	19/5	21/5	860	860	125	0	0	11	58	12	0	0	T/P	1 673	235	525	7	19

(*) Please refer to each national definition given at the beginning of the report

2019 EVENTS BY CITY

	Interval	Year	Opening date	Closing date	Space						Exhibitors				Visitors/Visits (*)		Organiser	Auditor	Industry sector	
					Total	Rented Space (sq.m)		Open air		from ... countries	Exhibitors with their own stands		Represented firms		Admission for Trade/Public	Total				Foreign/International (*)
						Total	Foreign/International (*)	Total	Foreign/International (*)		Total	Foreign/International (*)	Total	Foreign/International (*)						
JEUNES D'AVENIRS IDF - PARIS	1	17/9	18/9	2 294	2 294	0	0	0	1	179	0	0	0	P	5 374	0	376	6	8	
L'AIGUILLE EN FÊTE	1	7/3	10/3	1 598	1 598	235	0	0	12	167	25	0	0	P	29 570	0	187	7	6	
LE MONDIAL DU TATOUAGE	1	15/2	17/2	1 066	1 066	541	0	0		220	122	0	0	P	16 994	0	479	6	3	
LE SALON DE L'IMMOBILIER NEUF	1	29/3	31/3	1 998	1 998	71	0	0	6	80	5	0	0	P	15 118	0	591	7	15	
LIVRE PARIS	1	14/3	18/3	11 720	11 720	2 382	0	0	52	906	194	0	0	P	119 084	0	635	7	3	
M TO M	1	20/3	21/3	1 170	1 170	197	0	0	7	108	16	18	9	T	3 610	106	109		21	
M.A.D.E (MARQUES ASSOCIÉES DISTRIBUTION EVENT - EX MDD EXPO)	1	19/3	20/3	4 438	4 438	1 227	0	0	22	397	111	0	0	T	3 559	458	360	7	2	
MAISON&OBJET	1	18/1	22/1	114 572	114 572	83 400	0	0	66	2 805	1 753	290	197	T	125 224	60 496	659	7	12	
MARJOLAINE	1	2/11	11/11	5 492	5 492	338	0	0		514	33	0	0	P	63 728	0	698	6	10	
MCB - BY BEAUTÉ SÉLECTION	1	14/9	16/9	7 601	7 601	1 677	0	0		244	74	0	0	T	37 033	3 651	703	6	14	
MILIPOL PARIS	2	19/11	22/11	23 206	23 206	14 928	0	0	55	1 086	736	0	0	T	30 203	14 610	153	7	7	
MOBILITY FOR BUSINESS	1	1/10	3/10	995	995	117	0	0	9	92	12	0	0	T	1 588	65	547		21	
MUSEUM CONNECTIONS	1	16/1	17/1	2 481	2 481	1 012	0	0		324	119	0	0	T	3 683	0	267	7	3	
NOËL EN BIO	1	6/12	8/12	567	567	54	0	0		95	5	0	0	P	5 504	0	698	6	12	
NOËL PARI FERMIER - PARIS	1	20/12	22/12	386	386	0	0	0	1	59	0	0	0	T/P	5 162	0	45	6	1	
PARIS COFFEE SHOW	1	25/5	27/5	1 813	1 813	411	0	0		118	30	0	0	P	2 657	66	477		2	
PARIS RETAIL WEEK (E-COMMERCE/DIGITAL IN STORE)	1	24/9	26/9	5 392	5 392	1 330	0	0	22	408	90	8	4	T	16 138	1 950	152	7	4	
PARIZZA	1	1/4	2/4	1 544	1 544	672	0	0	4	88	39	9	9	T	2 964	171	635		2	
PARKOPOLIS	2	19/6	20/6	2 032	2 032	39	0	0	3	80	2	4	0	T	1 851	159	420	7	26	
PATRIMOINE CULTUREL - PARIS	1	24/10	27/10	3 102	3 102	269	0	0	11	380	25	0	0	T/P	15 579	166	85	7	3	
PLAYTIME	1	29/6	1/7	4 766	4 766	3 576	0	0		484	370	0	0	T	5 116	2 793	600	6	25	
PREMIERE CLASSE	2x1	1/3	4/3	3 342	3 342	2 094	0	0	31	438	264	0	0	T	7 132	3 956	791	7	25	
PREVENTICA - PARIS	2	21/5	23/5	7 044	7 044	0	0	0	1	462	0	0	0	T	14 618	538	155	7	22	
RESTAU'CO	1	17/4	17/4	1 917	1 917	27	0	0		154	3	0	0	P	1 677	4	644	7	2	
RETROMOBILE	1	7/2	11/2	31 635	31 635	8 346	0	0	24	618	135	0	0	P	129 440	0	152	7	3	
RIVIERA	1	6/7	8/7	4 674	4 674	3 745	0	0	40	251	179	0	0	T	14 401	10 863	268	7	25	
S.I.A. - SALON INTERNATIONAL DE L'AGRICULTURE	1	24/2	4/3	43 148	43 116	2 278	32	0	20	967	73	0	0	T/P	597 683	33 256	152	7	1	
SALON APS	2	1/10	3/10	2 734	2 734	584	0	0	16	150	28	0	0	T	6 888	535	635	7	7	
SALON BODY FITNESS PARIS	1	15/3	17/3	8 017	8 017	2 930	0	0	17	138	44	0	0	T	29 911	325	635	7	14	
SALON CE PARIS	1	24/9	26/9	2 603	2 603	45	0	0	6	335	6	7	1	T	4 925	0	152		4	
SALON D'AUTOMNE - PARIS	1	9/10	13/10	3 336	3 336	1 144	0	0		898	308	0	0	P	30 000	0	690	6	3	
SALON DE LA COPROPRIÉTÉ	1	13/11	14/11	2 510	2 510	24	0	0	4	197	3	1	0	T	6 008	49	152	7	15	
SALON DE LA RENOVATION - PARIS	1	8/2	11/2	2 186	2 186	0	0	0	1	77	0	0	0	P	31 576	0	591	6	12	
SALON DES GRANDS VOYAGES	1	11/10	12/10	391	391	68	0	0	14	68	13	0	0	P	3 002	214	152		6	
SALON MONDIAL DU TOURISME	1	14/3	17/3	2 412	2 412	692	0	0	34	335	112	0	0	P	43 634	3 345	152	7	6	
SALON MOTO LEGENDE	1	22/11	24/11	5 656	5 536	468	120	0	7	305	18	0	0	P	17 215	0	228	7	26	
SALON NOUVELLE VIE PROFESSIONNELLE	1	14/11	14/11	1 133	1 133	0	0	0	1	87	0	0	0	P	6 496	0	376	6	8	
SALON PARI FERMIER	1	25/10	27/10	452	452	6	0	0		74	1	0	0	P	7 591	0	45	6	2	
SALON PISCINE & SPA	1	7/12	15/12	3 046	3 046	25	0	0	2	29	1	0	0	P	7 131	0	635	7	6	
SALON ZEN - PARIS	1	26/9	30/9	3 364	3 364	364	0	0		374	29	0	0	P	30 355	0	698	6	14	
SALONS CE DISNEYLAND PARIS	1	28/5	29/5	448	448	0	0	0	1	72	0	0	0	T	1 476	0	152	7	4	
SALONS SOLUTIONS	1	1/10	3/10	2 102	2 102	61	0	0	7	169	8	32	0	T	3 923	338	421	7	21	
SANDWICH & SNACK SHOW	1	1/4	2/4	4 160	4 160	559	0	0	12	265	41	0	0	T	7 564	647	635	7	2	
SIL - LINGERIE - PARIS	1	19/1	21/1	7 939	7 939	5 284	0	0	37	267	208	0	0	T	16 236	10 521	268	7	25	
SIMA	2	24/2	28/2	122 655	122 561	37 513	94	0	42	852	409	95	62	T	122 376	21 640	297	7	1	

(*) Please refer to each national definition given at the beginning of the report

2019 EVENTS BY CITY

	Interval Year	Opening date	Closing date	Space					Exhibitors					Visitors/Visits (*)		Organiser	Auditor	Industry sector	
				Rented Space (sq.m)				Open air		Exhibitors with their own stands		Represented firms		Admission for Trade/Public	Total				Foreign/ International (*)
				Total	Halls		Total	Foreign/ International (*)	from ... countries	Total	Foreign/ International (*)	Total	Foreign/ International (*)						
					Total	Foreign/ International (*)								Total	Foreign/ International (*)				
SIMI	1	11/12	13/12	9 297	9 297	48	0	0	4	377	3	0	0	T	26 237	455	420	7	15
SITL PARIS	2	26/3	28/3	10 216	10 216	1 711	0	0	26	558	94	0	0	T	15 309	1 510	635	7	26
SMCL	1	19/11	21/11	21 690	21 690	1 226	0	0	17	784	48	0	0	T	47 148	959	420	7	4
SUPPLY CHAIN EVENT	1	3/12	4/12	955	955	135	0	0	14	127	21	0	0	T	3 244	179	635		26
VAPEXPO - PARIS	1	5/10	7/10	6 000	6 000	2 319	0	0		159	62	0	0	T/P	9 139	2 313	768	6	27
VENDING PARIS (EX. DA VENDING EXPO)	2	2/4	4/4	2 693	2 693	914	0	0	13	108	44	1	1	T	4 154	916	635	7	2
VERSION SCRAP - PARIS	1	12/4	14/4	740	740	245	0	0	9	52	14	0	0	P	4 148	0	362	7	6
VINS DES VIGNERONS INDEPENDANTS - PARIS	1	22/3	25/3	2 256	2 256	0	0	0	1	370	0	0	0	P	32 275	0	780	7	1
WHISKY LIVE PARIS	1	5/10	7/10	4 700	4 700	3 419	0	0		165	120	0	0	T/P	11 502	2 071	329	6	2
WHO'S NEXT	2x1	18/1	21/1	18 671	18 671	10 095	0	0	46	1 150	656	0	0	T	25 772	9 331	791	7	25
WHO'S NEXT	2x1	6/9	9/9	20 061	20 061	11 005	0	0	55	1 384	771	0	0	T	22 802	7 484	791	7	25
WINE PARIS	1	11/2	13/2	12 228	12 228	1 309	0	0	18	1 481	172	60	54	T	13 050	3 161	152	7	1
Parma (I)																			
CIBUS CONNECT	2	10/4	11/4	8 166	8 166	48	0	0	3	413	5	142	0	T	8 819	2 187	328	5	2
CIBUS TEC	3	22/10	25/10	34 228	33 857	2 614	371	0	30	926	157	261	171	T	38 635	11 833	460	9	2, 19
IL SALONE DEL CAMPER, CARAVAN ACCESSORI PERCORSI E METE	1	14/9	22/9	42 432	41 986	17 298	446	155	18	303	62	51	20	P	108 124	0	328	9	3, 6
MECSPE	2	28/3	30/3	53 804	53 516	2 848	288	16	37	1 712	133	594	441	T	56 498	721	672	9	19
MERCANTEINFIERA AUTUNNO	1	5/10	13/10	19 733	19 733	1 279	0	0	16	935	62	0	0	T/P	50 997	1 803	328	5	3
MERCANTEINFIERA PRIMAVERA	1	2/3	10/3	18 617	18 617	1 226	0	0	14	921	61	0	0	T/P	44 906	920	328	5	3
SPS IPC DRIVES ITALIA	1	28/5	30/5	30 304	30 304	15 775	0	0	16	532	74	322	216	T	41 528	1 492	527	5	19
TRAVEL OUTDOOR FEST	1	15/2	17/2	15 515	15 515	2 085	0	0	10	191	22	96	12	P	11 684	0	328	5	3
Pau (F)																			
FRANCE CE - PAU	2x1	4/4	4/4	270	270	8	0	0	2	45	2	0	0	T	267	0	152	7	4
Perpignan (F)																			
MEDFEL - PERPIGNAN	1	24/4	26/4	2 153	2 153	439	0	0	10	180	38	3	1	T	2 517	502	15	7	1
Pescara (I)																			
BIO BENESSERE	1	25/5	26/5	3 000	3 000				1	70	0			P	15 000		327	5	22, 27
FIERA MERCATO NAZIONALE DEL RADIOAMATORE DI PESCARA	2x1	4/5	5/5	4 800	4 800				1	60	0			P	3 000		4	5	18
FIERA MERCATO NAZIONALE DEL RADIOAMATORE DI PESCARA	2x1	30/11	1/12	4 800	4 800				1	90	0			P	5 000		4	5	18
NAZIONALE QUATTROZAMPEXPO	1	26/10	27/10	2 400	2 400				1	70	0			P	4 500		327	5	3
PESCARA SPOSI	1	12/10	13/10	2 500	2 500				1	100	0			P	10 000		327	5	25
Piacenza (I)																			
APIMELL	1	1/3	3/3	3 887	3 837	630	50	0	17	136	31	0	0	T/P	22 022	0	599	9	1
APIMELL EDIZIONE SPECIALE	2	26/10	27/10	2 336	2 336	288	0	0	22	70	11	0	0	P	9 179	0	599	5	1
GIS-GIORNATE ITALIANE DEL SOLLEVAMENTO E DEI TRASPORTI ECCEZIONALI	2	3/10	5/10	26 457	6 968	162	19 489	1 906	16	383	30	34	23	T	8 520	499	511	9	19, 26
MERCATO DEI VINI DEI VIGNAIOLI INDIPENENTI	1	23/11	25/11	8 114	8 114	30	0	0	3	626	2	0	0	P	22 219	342	599	5	2
REFRIGERA	2	20/2	22/2	3 989	3 989	400	0	0	11	141	17	23	5	T	4 406	180	6	9	19
SEMINAT	1	1/3	3/3	2 260	2 260	0	0	0	1	56	0	0	0	P	Incl. in APIMELL		599	5	1, 3
Piea (I)																			
FIERA NAZIONALE DELLA ZUCCA – LA ZUCCA DELLE MERAVIGLIE	1	27/9	29/9	5 900	0	0	5 900	0	1	112	0	0	0	P			174	5	1, 2
Poitiers (F)																			
BRADERIE EMMAUS POITIERS - MARS	1	29/3	31/3	2 667	2 667	0	0	0	1	1	0	0	0	P	23 800	0	154	6	3
BRADERIE EMMAUS POITIERS SEPTEMBRE	1	27/9	29/9	2 667	2 667	0	0	0	1	1	0	0	0	P	24 050	0	154	6	3

(*) Please refer to each national definition given at the beginning of the report

2019 EVENTS BY CITY

	Interval Year	Opening date	Closing date	Space					Exhibitors					Visitors/Visits (*)			Organiser	Auditor	Industry sector
				Total	Rented Space (sq.m)		Open air		from ... countries	Total	Foreign/International (*)	Represented firms		Admission for Trade/Public	Total	Foreign/International (*)			
					Total	Foreign/International (*)	Total	Foreign/International (*)				Total	Foreign/International (*)						
COLLECTION PASSION - POITIERS	1	2/11	3/11	2 194	2 194	0	0	0	1	121	0	0	0	P	6 463	0	73	6	3
EXPOSITION CANINE - POITIERS	1	19/10	20/10	144	144	0	0	0	1	11	0	0	0	P	1 021	0	68	6	1
FOIRE DE POITIERS	1	18/5	26/5	6 168	3 222	0	2 946	0	1	132	0	0	0	P	84 666	0	593	7	27
FRANCE CE POITIERS	1	10/9	10/9	254	254	0	0	0	1	43	0	0	0	T	264	0	152		4
RESPIRE LA VIE - POITIERS	1	22/11	24/11	1 360	1 360	70	0	0		144	9	0	0	P	11 269	0	698	6	2
SALON MARCHE AUX TISSUS ET LOISIRS CREATIFS	1	22/9	22/9	380	380	0	0	0	1	23	0	0	0	P	2 000	0	735	6	25
Pordenone (I)																			
AQUAFARM	1	13/2	14/2	1 588	1 588	495			19	121	48	3	3	T	1 837	358	607	9	1
COILTECH	1	25/9	26/9	5 724	5 724	1 907			29	316	121	93	55	T	3 391	1 156	622	9	18, 19
SICAM	1	15/10	18/10	16 495	16 495	3 920			32	424	112	125	38	T	18 952	7 044	295	9	12, 19
Poznan (PL)																			
AFT-Alternative Fuels Techn.	1	28/3	31/3	591	573	322	18	18	6	20	12			T	incl. in Motor Show		379	4	16
Arena Design	1	12/3	15/3	1 454	1 254	211	200	0	5	57	12			T	incl. in Meble		379	4	12
BIKE SHOW	1	30/8	1/9	13 771	6 275	16	7 496	0	4	26	4			T/P	4 885		379	4	3
Boatex	1	1/2	3/2	1 390	1 390	108	0	0	1	35	2			P	incl. in Rybomania		379	4	3
Budma	1	12/2	15/2	22 613	22 423	7 637	190	30	32	931	278			T	35 112	2 253	379	4	5
Caravans Salon Poland	1	20/9	22/9	7 205	3 803	509	3 402	0	1	19	4			T/P	2 586		379	4	16
Cavaliada Poznań	1	28/11	1/12	13 860	13 860	325	0	0	8	150	22			T/P	37 258		379	4	3
CEDE	1	19/9	21/9	4 624	4 624	1 649	0	0	21	191	65			T	10 616	531	276	4	22
DREMA	1	10/9	13/9	24 122	22 417	4 856	1 705	774	25	490	108			T	10 548	465	379	4	12
Education Fair	1	1/3	3/3	2 677	2 677	80	0	0	9	344	19			P	53 632		379	4	8
EKO FLOTA	1	9/10	11/10	2 132	2 132	362	0	0	1	39	6			T	incl. in Pol-Eco System		379	4	16
Expopower	1	7/5	9/5	3 563	3 563	45	0	0	3	56	3			T	4 816	32	379	4	9
Fashion Fair (Autumn)	1	27/8	28/8	2 482	2 482	832	0	0	12	143	59			T	1 097	44	379	4	25
Fashion Fair (Spring)	1	5/3	6/3	2 836	2 836	895	0	0	13	146	49			T	1 469	31	379	4	25
Fit-Expo	1	24/5	26/5	5 576	5 432	9	144	0	5	44	4			T/P	4 749	2	379	4	3
FSIPA	1	29/11	1/12	2 063	2 063	31	0	0	5	152	7			P	incl. in Cavaliada Poznan		379	4	3
FURNICA	1	10/9	13/9	1 937	1 937	580	0	0	9	67	35			T	incl. in DREMA		379	4	12
Gardenia	1	21/2	23/2	12 245	12 210	2 386	35	0	13	412	77			T	19 331	101	379	4	3
Glass	1	20/11	23/11	623	623	66	0	0	11	48	24			T	incl. in Stone		379	4	5
Greenpower	1	7/5	9/5	1 030	1 030	256	0	0	5	47	18			T	incl. in Expopower		379	4	9
HAPPY BABY	1	14/9	15/9	1 540	1 540	68	0	0	3	51	5			P	1 947		379	4	13
Hobby	1	16/11	17/11	5 623	5 623	100	0	0	3	105	9			P	11 962		379	4	3
Home Decor	1	12/3	15/3	4 481	4 481	867	0	0	10	94	13			T	incl. in Meble		379	4	12
ITM Polska	1	4/6	7/6	23 176	22 989	8 162	187	0	24	715	368			T	15 196	303	379	4	19
Knieje	2	1/2	3/2	2 012	2 012	152	0	0	6	100	7			P	incl. in Rybomania		379	4	3
Lato na Targach	1	10/7	25/8	330	170	0	160	0	1	5	0			P	17 010		379	4	3
Look / Beauty Vision	1	6/4	7/4	6 168	6 168	446	0	0	7	248	26			T	17 608	37	379	4	14
Meble Polska	1	12/3	15/3	23 636	23 636	2 221	0	0	14	287	41			T	19 437	2 261	379	4	12
Modernlog	1	4/6	7/6	1 647	1 647	619	0	0	4	54	7			T	incl. in ITM		379	4	19
National exhibition of farm animals	1	17/5	19/5	11 252	11 079	66	173	0	3	313	2			P	25 634	0	379	4	1
PGA	1	18/10	20/10	32 706	32 706	2 987	0	0	17	205	47			T/P	57 719		379	4	3
Pigeon and Accessories Fair	1	25/1	27/1	3 537	3 537	1 689	0	0	16	161	70			T/P	12 535		379	4	3
POLAGRA FOOD	1	30/9	3/10	2 370	2 370	505	0	0	14	111	43			T	incl. in Polagra Tech		379	4	2
Polagra Gastro/Invest Hotel	1	30/9	3/10	3 215	3 211	214	4	0	6	97	14			T	incl. in Polagra-Tech		379	4	2
Polagra -Tech	1	30/9	3/10	7 670	7 491	2 054	179	179	19	219	100			T	17 374	689	379	4	2
Pol-Eco-System	1	9/10	11/10	8 244	6 701	2 581	1 543	0	10	303	57			T	11 389	92	379	4	10

(*) Please refer to each national definition given at the beginning of the report

2019 EVENTS BY CITY

	Interval Year	Opening date	Closing date	Space					Exhibitors					Visitors/Visits (*)				Organiser	Auditor	Industry sector
				Total	Rented Space (sq.m)		Open air		from ... countries	Total	Foreign/ International (*)	Represented firms		Admission for Trade/Public	Total	Foreign/ International (*)				
					Total	Foreign/ International (*)	Total	Foreign/ International (*)				Total	Foreign/ International (*)							
																	Total			
Poznan Dron Expo	1	7/5	9/5	467	239	18	228	0	1	6	1			T	incl. in Expopower		379	4	20	
Poznań Motor Show	1	28/3	31/3	40 754	32 360	5 524	8 394	152	8	211	37			T/P		118 395	23	379	4	16
Poznan Optical Salon (Autumn)	1	13/9	14/9	236	236	20	0	0	2	32	2			T		147		379	4	23
Poznań Optical Salon (Spring)	1	12/4	13/4	404	404	35	0	0	3	50	4			T		219		379	4	23
Poznań Sport Expo (autumn)	1	18/10	20/10	1 870	1 866	27	4	0	2	61	5			P		27 269		379	4	3
Poznań Sport Expo (Spring)	1	12/4	14/4	932	928	30	4	0	1	42	1			P		48 405		379	4	3
Real Estate	2x1	2/3	3/3	1 799	1 799	0	0	0	1	143	0			P				573	4	15
Real Estate	2x1	21/9	22/9	1 989	1 989	12	0	0	2	152	1			P				573	4	15
RETRO MOTOR SHOW	1	25/10	27/10	16 822	16 822	475	0	0	2	161	5			P		20 833	0	379	4	16
RyboMania	1	1/2	3/2	9 594	9 594	2 165	0	0	18	245	34			T/P		27 196		379	4	3
Sakralia	1	22/3	23/3	4 271	4 271	0	0	0	1	24	0			T		3 806		379	4	4
Shooting Pro	1	1/2	3/2	36	36	0	0	0	1	1	0			P	incl. in RyboMania		379	4	3	
SOFAB	1	10/9	13/9	1 709	1 709	179	0	0	4	22	6			T	incl. in DREMA		379	4	12	
Special Days	1	21/2	23/2	2 129	2 129	359	0	0	4	68	15			T	incl. in Gardenia		379	4	3	
Sport Invest	1	21/2	23/2	446	446	12	0	0	2	11	1			T	incl. in Gardenia		379	4	3	
Stone	1	20/11	23/11	5 021	4 961	1 906	60	0	20	222	139			T		4 675	485	379	4	5
Street Food Spot	1	15/11	16/11	1 150	1 150	50	0	0	2	20	1			P		13 513		379	4	2
Subcontracting	1	4/6	7/6	672	672	94	0	0	6	76	12			T	incl. in ITM		379	4	19	
Survival Force Expo	1	1/2	3/2	726	726	0	0	0	1	24	0			P	incl. in RyboMania		379	4	3	
TAROPAK/4PRINTWEEK	2	30/9	3/10	6 170	6 170	1 680	0	0	22	258	109			T	incl. in Polagra-Tech		379	4	11	
TASTE OF REGIONS	1	28/9	30/9	3 091	3 091	6	0	0	3	216	5			P		30 446		379	4	2
Tour Salon	1	1/2	3/2	1 664	1 664	193	0	0	13	137	36			T/P		7 108	16	379	4	6
VIVA SENIORS	1	25/10	26/10	1 044	1 044	32	0	0	1	119	4			P		3 909		379	4	3
WINDOOR-TECH	2	12/2	15/2	5 300	5 300	2 033	0	0	12	107	37			T	incl. in BUDMA		379	4	5	
Work Safety	1	4/6	7/6	326	226	61	100	0	5	20	6			T	incl. in ITM		379	4	7	
Quimper (F)																				
VINS ET GASTRONOMIE - QUIMPER	1	30/3	1/4	1 293	1 293	0	0	0	1	116	0	0	0	P		7 907	0	363	7	2
Ravenna (I)																				
OFFSHORE MEDITERRANEAN CONFERENCE AND EXHIBITION - OMC	2	27/3	29/3	9 567	9 268	1 451	299	0	27	496	124	99	46	T		12 633	1 611	580	5	9
Reggio Emilia (I)																				
CAVALLI A REGGIO	1	27/9	29/9	2 050	1 250	0	800	0	1	64	0	0	0	P		4 410	0	722	5	1, 3
Reims (F)																				
FRANCE CE REIMS	2x1	4/4	5/4	428	428	3	0	0	3	71	2	0	0	T		857	0	152	7	4
SALON DE L'EROTISME - REIMS	1	16/11	17/11	657	657	126	0	0		17	3	0	0	P		4 281	0	416	6	4
Rennes (F)																				
CAMPING CAR ET CARAVANE - RENNES	1	15/2	18/2	7 000	7 000	0	0	0	1	1	0	0	0	P		1 819	0	118	6	6
CARREFOUR DES GESTIONS LOCALES DE L'EAU - RENNES	1	30/1	31/1	6 122	6 122	491	0	0	30	456	34	0	0	T		8 426	122	406		9
CFIA - RENNES	1	12/3	14/3	22 354	22 354	2 414	0	0	18	1 264	186	0	0	T		22 731	1 398	360	7	2
FRANCE CE RENNES	2x1	25/4	26/4	577	577	0	0	0	1	86	0	0	0	T		928	0	152	7	4
FRANCE CE RENNES	2x1	8/10	9/10	628	628	0	0	0	1	99	0	0	0	T		1 429	0	152	7	4
GEEK DAYS - RENNES	1	2/3	3/3	770	770	71	0	0		54	4	0	0	P		11 046	0	362	7	3
SIT RENNES	1	1/2	3/2	1 946	1 946	315	0	0	9	428	9	0	0	P		35 080	0	22	7	6
SPACE	1	10/9	13/9	59 994	27 842	8 397	32 152	14 483	40	1 296	410	94	78	T		105 318	14 706	696	7	1
VINS DES VIGNERONS INDEPENDANTS - RENNES	1	25/1	27/1	1 717	1 717	0	0	0	1	283	0	0	0	P		18 503	0	780	7	1

(*) Please refer to each national definition given at the beginning of the report

2019 EVENTS BY CITY

	Interval Year	Opening date	Closing date	Space					Exhibitors					Visitors/Visits (*)			Organiser	Auditor	Industry sector	
				Total	Rented Space (sq.m)		Open air		from ... countries	Total	Foreign/International (*)	Represented firms		Admission for Trade/Public	Total	Foreign/International (*)				
					Total	Foreign/International (*)	Total	Foreign/International (*)				Total	Foreign/International (*)							
Rimini (I)																				
BBTECH EXPO	1	16/2	19/2	2 793	2 793	144	0	0	8	84	7	21	13	T	incl. in BEER ATTRACTION		437	9	2, 19	
BEER ATTRACTION	1	16/2	19/2	10 569	10 569	643	0	0	20	384	38	133	115	T		32 126	1 000	437	9	2
COSMOSENIOR	1	22/11	24/11	1 297	1 297	0	0	0	1	26	0	0	0	T/P		6 000	0	673	5	22
ECOMONDO	1	5/11	8/11	57 950	57 950	3 715	0	0	30	1 124	163	259	122	T		63 524	5 386	437	9	10, 19
ENADA PRIMAVERA	1	13/3	15/3	11 273	11 273	2 042	0	0	13	133	19	34	23	T		16 038	1 353	437	5	3, 13
EXPODENTAL MEETING	1	16/5	18/5	7 619	7 619	956	0	0	14	308	60	27	18	T		15 437	635	615	5	22
KEY ENERGY	1	5/11	8/11	7 588	7 588	603	0	0	15	247	26	37	20	T	incl. in ECOMONDO			437	9	9
MACFRUT	1	8/5	10/5	18 672	18 672	2 311	0	0	44	713	182	75	14	T		36 128	9 971	140	9	2, 19
MIR - MUSIC INSIDE RIMINI	1	5/5	7/5	5 283	5 283	303	0	0	5	94	7	58	34	T		12 602	277	437	5	3, 21
RIMINIWELLNESS - FITNESS BENESSERE & SPORT ON STAGE	1	30/5	2/6	29 616	29 616	6 616	0	0	20	265	41	61	24	T/P		232 432	28 876	437	5	3
SIA GUEST	1	9/10	11/10	9 232	8 882	618	350	0	13	228	17	38	3	T	incl. in TTG TRAVEL EXPERIENCE			437	9	2, 12
SIGEP	1	19/1	23/1	67 941	67 941	5 056	0	0	38	1 087	167	125	42	T		168 729	33 029	437	9	2
SUN	1	9/10	11/10	11 670	11 520	1 510	150	100	10	153	13	4	2	T	incl. in TTG TRAVEL EXPERIENCE			437	9	5, 12
TTG TRAVEL EXPERIENCE	1	9/10	11/10	19 682	19 682	3 642	0	0	89	2 178	615	0	0	T		62 334	9 133	437	9	6, 3
Riva Del Garda (I)																				
BIKE FESTIVAL GARDA TRENTO	1	3/5	5/5	8 300	1 200	888	7 100	6 330	13	242	204	170	143	T/P		50 000	37 500	349	5	3
ESPO RIVA SCHUH	2x1	12/1	15/1	32 036	32 036	22 935	0	0	38	1 233	964			T		13 760	8 910	647	5	25
ESPO RIVA SCHUH	2x1	15/6	18/6	32 032	32 032	22 918	0	0	39	1 198	945			T		14 408	9 365	647	9	25
ESPO RIVA SCHUH	2x1	15/6	18/6	32 032	32 032	22 918	0	0	39	1 198	945	0	0	T		14 408	9 365	647	9	25
EXPO RIVA CACCIA PESCA AMBIENTE	1	30/3	31/3	10 588	10 588		0		3	147	2	0		P		10 000		647	5	3
EXPO RIVA HOTEL RIVA	1	3/2	6/2	17 302	17 302		0		9	502	13	537		T/P		28 178		647	5	2
GARDA BAGS	2X1	12/1	15/1	923	923		0		60	28	32	0		T				647	5	25
GARDA BAGS	2X1	15/6	18/6	1 241	1 241		0		70	36	34	0		T				647	5	25
TRENTINO SPORT DAYS	1	27/9	29/9	17 000	17 000				1	60	0	0		P		13 000		647	5	3
Rivalba (I)																				
MOSTRA MERCATO DEL TARTUFO BIANCO D'ALBA DELLA REGIONE PIEMONTE RACCOLTO NELLE COLLINE TORINESI	1	1/11	10/11	3 360					3	98	2	0	0	T/P		10 000	200	175	5	1
Roanne (F)																				
SALON DE L'AUTOMOBILE	1	21/9	22/9	4 184	4 184	0	0	0	1	25	0	0	0	P		4 896	0	480		16
Roma (I)																				
#NEWSPACE	1	10/12	12/12	1 586	1 586	238	0	0	9	115	21	0	0	T		2 115	379	649	9	19, 20, 21
ABILMENTE AUTUNNO ROMA	1	26/9	29/9	3 546	3 546	0	0	0	8	160	12			P		17 348		437	5	3
ARTI E MESTIERI	1	12/12	15/12	1 421	1 421	24	0	0	2	104	1	0	0	T/P		8 751	0	649	9	3
BIRROFORUM	1	27/6	30/6	398	398	0	0	0	1	39	0			T/P		5 930	130	782	5	2
BORSA DEL MATRIMONIO IN ITALIA - BMII	1	1/2	2/2	1 200	800		400		1	60	0	94		T		135	105	649	5	2, 3, 4
CANAPA MUNDI	1	15/2	17/2	2 605	2 605	1 176	0	0	9	130	42	80	27	P				78	5	1
CAVALLI A ROMA	1	15/2	17/2	1 923	1 690		233		8	98	8			P		17 103		649	5	1, 3
ENADA	1	8/10	10/10	2 156	2 156	290			11	41	5	21	13	T		4 585	230	80	5	3
EXCO - EXPO DELLA COOPERAZIONE	1	15/5	17/5	2 211	2 131	389	80	0	17	145	33	10		T/P		36 025	315	649	9	1, 2, 5
FESTIVAL DEL WELLNESS	1	26/10	28/10	2 450	2 450	450	0	0	3	72	4			T/P		4 647		781	5	27
FIERA DI GROTTAFERRATA	1	23/3	31/3	7 206	7 206				3	85	2			T/P		80 916		188	5	27
HOBBY SHOW	2X1	22/2	24/2	1 227	1 227	34			4	70	4			P		7 455		764	5	3
HOBBY SHOW	2X1	11/10	13/10	1 186	1 186				1	71	0			P		5 540		764	5	3

(*) Please refer to each national definition given at the beginning of the report

2019 EVENTS BY CITY

	Interval	Year	Opening date	Closing date	Space						Exhibitors				Visitors/Visits (*)		Organiser	Auditor	Industry sector	
					Total	Rented Space (sq.m)		Open air		from ... countries	Total	Foreign/International (*)	Represented firms		Admission for Trade/Public	Total				Foreign/International (*)
						Total	Foreign/International (*)	Total	Foreign/International (*)				Total	Foreign/International (*)						
LA CITTA' DELLA PIZZA	1	12/4	14/4	1 571	1 571	0	0	0	1	115	0	5		T/P	28 000	1 000	782	5	2	
MAKER FAIRE ROME - THE EUROPEAN EDITION	1	18/10	20/10	61 000	60 000		1 000		12	573	78			T/P	97 573	7 937	423	5	8, 10, 19	
MERCATO MEDITERRANEO	1	9/11	12/11	2 532	2 532		0	0	2	40		1	1	T/P	1 196	34	649	9	1, 2	
MOSTRA AGRICOLA CAMPOVERDE	1	25/4	1/5	32 000	32 000				1	230	0			T/P	38 488	1 118	739	5	1	
PIÙ LIBRI PIÙ LIBERI	1	4/12	8/12	8 745	8 721	43	24	0	6	392	6	117	4	T/P			649	5	3, 4	
ROMA ANTIQUARIA	1	23/11	1/12	1 880	1 880	200	0	0	5	56	6	0	0	T/P	1 942	0	649	9	3, 12, 24	
ROMA FASHION WEEK	1	22/6	24/6	3 000	3 000	1 500			8	33	18			T	1 241	216	300	5	25	
ROMA INTERNATIONAL ESTETICA	1	2/2	4/2	3 169	3 169	255	0	0	16	99	10	54	36	T/P	14 343	13	649	9	14	
ROMA MOTODAYS	1	7/3	10/3	14 531	11 667	918	2 864	129	25	184	27	56	39	P	43 271	0	649	9	16	
ROMASPOSA	2X1	31/1	3/2	8 500	8 500				16	250		172	72	T/P	27 000	500	649	5	2, 3, 4	
ROMASPOSA - SALONE INTERNAZIONALE DELLA SPOSA	2X1	3/10	6/10	10 000	10 000				16	260		235	85	T/P	27 550	550	649	5	2, 3, 4	
ROME - ROME EXHIBITION MUSEUM	1	27/11	29/11	1 143	1 143	0	0	0	6	81	10	6	0	T/P	1 818	68	649	9	3, 4	
ROME BRIDAL WEEK	1	23/3	25/3	3 300	3 300				14	48	24			T	978		300	5	25	
ROMICS	2X1	4/4	7/4	6 206	6 206	180	0	0	6	218	9	0	0	P	90 942	0	649	9	3	
SABOROMA	1	28/9	30/9	2 520	2 520	414			8	91	9			T	2 423	195	335	5	12, 13, 14	
URBAN LAND TATTO CONVENTION	1	6/9	8/9	4 910	2 910		2 000		15	250	47			T/P	2 900		82	5	3	
VINOFORUM - LO SPAZIO DEL GUSTO	1	14/6	23/6	398	398				5	373		187	25	T/P	36 680	2 020	782	5	2	
Rosenheim (D)																				
Messe Rosenheim - Regional fair around lifestyle, trends and tradition	2	4/4	7/4	8 039	5 422	390	2 617	45	6	265	27	2		P	26 308		458	8	27	
Rotterdam Ahoy (NL)																				
Europort 2019	2	5/11	8/11	20 725					40	1 040	517	1 040	517	T	26 076	5 852	654		26	
Gastvrij Rotterdam 2019	1	23/9	25/9	8 153					6	384				T/P	16 303		654		2	
InfraTech 2019	2	15/1	18/1	14 450			0	0	5	282	17	619	31	T	22 503	1 600	654		5	
Maintenance NEXT 2019	2	9/4	11/4	5 566					10	240				T	10 944		654		7	
Rouen (F)																				
FOIRE INTERNATIONALE - ROUEN	1	22/3	31/3	20 522	10 314	286	10 208	180	16	548	26	0	0	P	80 287	14	655	7	27	
FRANCE CE ROUEN	2x1	25/4	26/4	787	787	0	0	0	1	119	0	0	0	T	1 203	0	152	7	4	
FRANCE CE ROUEN	2x1	3/10	4/10	722	722	0	0	0	1	111	0	1	0	T	1 532	0	152	7	4	
LES PUCES ROUENNAISES - AUTOMNE	1	5/9	8/9	2 757	2 757	141	0	0	2	176	8	0	0	P	8 778	99	655	7	3	
MASTER CAMPING CAR EXPO - ROUEN	1	10/10	14/10	3 600	3 600	0	0	0	1	1	0	0	0	P	3 925	0	597	6	6	
NORMANNIA - ROUEN	1	9/2	10/2	3 115	3 115	255	0	0		263	26	0	0	P	9 884	0	309		27	
SALON DE L EROTISME - ROUEN	1	2/11	3/11	693	693	63	0	0		18	2	0	0	T/P	13 098	0	416	6	4	
Rovaniemi (SF)																				
Construction 2019 Rovaniemi	1	27/4	28/4	1 005	921		84		2	73		2		T/P	2 272		571	11	5	
Live & Enjoy 2019 Rovaniemi	1	16/11	17/11	175	175		0		1	40		3		P	1 315		571	11	3	
Rovato (I)																				
LOMBARDIA CARNE	1	6/4	8/4	9 717	3 988	97	5 729	1 100		113		17	17	P	10 261	308	176		1	
Saint Brieu (F)																				
HABI TAT ECO-CONSTRUCTION ET SALON - SAINT BRIEU	1	2/3	4/3	4 110	4 074	0	36	0	1	195	0	0	0	T/P	10 536	0	661	7	12	
Saint Etienne (F)																				
FOIRE DE SAINT ETIENNE	1	20/9	30/9	15 272	9 286	144	5 986	0	7	266	6	0	0	P	73 206	0	662	7	27	
CAMPING CAR NEUF - SAINT-ETIENNE	1	7/3	11/3	4 462	4 462	0	0	0	1	10	0	0	0	P	1 810	0	662	7	6	
FRANCE CE - SAINT-ETIENNE	1	15/10	15/10	290	290	0	0	0	1	50	0	0	0	T	283	0	152	7	4	
Saint Gall (CH)																				
Fest- und Hochzeitsmesse St.Gallen	1	9/11	10/11	10 150	10 131		19			197				T/P	6 700		578		2, 3, 14, 24	

(*) Please refer to each national definition given at the beginning of the report

2019 EVENTS BY CITY

	Interval Year	Opening date	Closing date	Space					Exhibitors					Visitors/Visits (*)		Organiser	Auditor	Industry sector	
				Total	Rented Space (sq.m)		Open air		from ... countries	Total	Foreign/ International (*)	Represented firms		Admission for Trade/Public	Total				Foreign/ International (*)
					Total	Foreign/ International (*)	Total	Foreign/ International (*)				Total	Foreign/ International (*)						
Grenzenlos - die Ferienmesse	1	18/1	20/1	16 800	16 175		625			336			T/P	33 000		578		6, 3	
Immo Messe Schweiz	1	22/3	24/3	12 500	11 746		754			165			T/P	14 000		578		5, 12, 15	
OBA Ostschweizer Bildungs-Ausstellung	1	29/8	1/9	12 800	11 747		1 053			147			T/P	21 000		578		8	
OFFA	1	10/4	14/4	35 414	30 662		4 752			505			T/P	95 700		578		2, 3, 12, 13, 25	
OLMA	1	10/10	20/10	48 336	40 752		7 584			615			T/P	358 000		578		1, 2, 3, 27	
Tier&Technik	1	21/2	24/2	34 400	32 685		1 715			478			T/P	33 000		578		1	
Saint Malo (F)																			
VINS ET GASTRONOMIE - SAINT MALO	1	26/1	28/1	570	570	6	0	0	2	82	1	0	0	P	5 421	0	363	7	2
Saint-Aignan-Sur-Cher (F)																			
FRANCE CE SAINT AIGNAN SUR CHER	1	12/3	12/3	258	258	4	0	0	2	47	1	0	0	T	267	0	152		4
Saint-Amand Montrond (F)																			
FOIRE SAINT AMAND MONTROND	1	10/5	12/5	3 186	1 484	0	1 702	0	1	100	0	0	0	T	9 005	0	552	7	27
Sakarya (TR)																			
Sakarya Agriculture Farming Agriculture Machinery Technology Fair	1	24/10	27/10	27 413	27 413	3 586			32	606	202		338	T/P	42 279	7 971	366	14	1
Salamanca (E)																			
SALAMAQ - 6ª Feria del Sector Agropecuario	1	5/9	9/9	25 947	3 737	213	22 210	250	3	211	10			T/P			208	10	1
SALAMAQ - 30ª Exposición Internacional de Ganado Puro	1	5/9	9/9	21 877	17 877	142	0	0	4	45	3	313	1	T/P			208	10	1
Saluzzo (I)																			
MOSTRA NAZIONALE DELL'ANTIQUARIATO	1	10/5	19/5	654	654	0	0	0	1	29	0	0	0	T/P			340	5	3
MOSTRA NAZIONALE DELL'ARTIGIANATO, SALUZZO	1	10/5	26/5	2 000	1 000	0	1 000	0	2	33	1	0	0	T/P	7 987	1 530	340	5	12
MOSTRA NAZIONALE DELLA MECCANICA AGRICOLA	1	31/8	2/9	18 000	360	0	17 640	400	1	174	0	0	0	T/P	22 650	1 200	340	5	1, 19
Salzburg (AT)																			
Alles für den Gast Herbst	1	9/11	13/11	26 451	25 969	6 659	482	78	13	732	250	690	690	T	44 447		636	1	2
AutoZum	2	16/1	19/1	16 070	16 054	5 127	16	0	12	273	143	343	343	T	20 161		636	1	16
Bauen+Wohnen Salzburg	1	7/2	10/2	18 579	18 559	2 601	20	0	11	460	90	212	209	P	28 401		636	1	5
Creativ Herbst	1	30/8	1/9	7 372	7 372	2 687	0	0	12	205	101	168	168	T	3 779		636	1	13
Die Hohe Jagd & Fischerei mit absolut allrad	1	21/2	24/2	14 365	14 347	7 966	18	0	41	557	374	295	295	P	45 121		636	1	1, 3
Power Days	2	13/3	15/3	8 107	8 107	1 169	0	0	11	183	53	231	231	T	7 407		636	1	19
Smart Automation Austria Linz	2	14/5	16/5	6 119	5 862	632	257	0	4	196	33	239	218	T	5 733		636	1	19
Tracht & Country Frühjahr	1	1/3	3/3	6 851	6 851	4 573	0	0	11	255	179	81	81	T	2 726		636	1	25
Samsun (TR)																			
EV/İneniyoruz 2019	1	31/1	3/2	2 500	2 500	0				70			0	T/P		0	756	14	18
Karadeniz 5th Book Fair 2019	1	16/2	24/2	3 152	3 152	865			8	99	51		0	T/P	5 534	1 221	756	14	8
Samsun 4. Food Fair 2019	1	21/11	24/11	7 817	7 817	67			15	215	2		66	T/P	39 245	846	756	14	2
Samsun 4th Furniture-Decoration 2019	1	12/3	17/3	4 984	4 984	1 656				144	85		0	T/P	5 017	932	756	14	12
Samsun 5. Construction 2019	1	4/4	7/4	1 161	1 161	408				55	29		0	T/P	2 982	786	756	14	5
Samsun 5th Agriculture Fair 2019	1	25/9	29/9	2 120	2 120	0				30			0	T/P	3 750	113	756	14	1
San Ferdinando di Puglia (I)																			
FIERA NAZIONALE DEL CARCIOFO MEDITERRANEO E DEL PRODOTTO ORTOFRUTTICOLO	1	7/11	10/11	2 830	586	16	2 244	244	7	84	15	0	5	T/P	33 000	2 500	132	5	1
San Sebastiano Curone (I)																			
FIERA NAZIONALE DEL TARTUFO BIANCO E NERO	1	17/11	24/11	2 900	400	0	2 500	0	8	236	23	0	0	T/P	12 918	586	177	5	1, 2

(*) Please refer to each national definition given at the beginning of the report

2019 EVENTS BY CITY

	Interval Year	Opening date	Closing date	Space				Exhibitors					Visitors/Visits (*)			Organiser	Auditor	Industry sector	
				Total	Rented Space (sq.m)		Open air		from ... countries	Total	Foreign/International (*)	Represented firms		Admission for Trader/Public	Total				Foreign/International (*)
					Total	Foreign/International (*)	Total	Foreign/International (*)				Total	Foreign/International (*)						
MOSTRA MERCATO DELL'ARTIGIANATO TRADIZIONALE DEL GUSTO ED ANNUALE DI ARTI APPLICATE	1	13/9	15/9	1 640	1 640	200	0	0	6	202	32	0	0	T/P	20 350	4 932	177	5	2, 3
Şanlıurfa (TR)																			
Books	1	22/11	1/12	36 215	36 215	4 451			40	1 085	303		379	T/P	52 361	7 801	299	14	8
Göbeklitepe Cultural and Heritage Tourism Fair	1	7/11	10/11	1 750	1 750	12			12	84	2		19	T/P	3 638	63	676, 704	14	3
Şanlıurfa Building and Construction Fair	1	11/4	14/4	3 000	3 000	0				45	4		1	T/P	122 479	1 280	704	14	5
Şanlıurfa Car and Automotive Spare Parts Fair	1	11/4	14/4	4 500	4 500	0			1	53			0	T/P	122 479	1 280	704	14	16
Şanlıurfa Education and Book Fair	1	25/4	28/4	1 100	1 100	0				24			0	T/P	5 957	0	704	14	8
Şanlıurfa Food, Agriculture and Livestock Fair	1	21/2	24/2	14 476	14 476	4 908			35	378	221		0	T/P	34 865	4 756	704	14	2
Şanlıurfa Food, Local Products, Souvenir and Hand Made Products Fair	1	4/1	13/1	1 484	1 484	0			13	75			34	T/P	39 245	846	513	14	2
Şanlıurfa Marriage World Fair	1	13/3	17/3	2 010	2 010	0			1	55			1	T/P	1 200	60	704	14	18
Santa Cruz De Tenerife (E)																			
NATURA SALUD. Feria de la Salud, Medioambiente y Calidad de Vida	2	20/9	22/9	2 344	1 552	16	0	0	2	62	1	0	0	P		0	412	10	22
V FERIA INTERNACIONAL DE LA MODA DE TENERIFE 2019	1	11/4	14/4	4 069	1 936	160	0	0	7	107	10	0	0	P		0	412	10	24, 25
VI SALÓN GASTRONÓMICO DE CANARIAS. GASTROCANARIAS 2019	1	21/5	23/5	4 882	3 712	0	0	0	1	68	0	0	0	T/P		0	412	10	2
VII SALÓN DEL AUTOMÓVIL DE CANARIAS.	2	10/10	13/10	6 102	4 480	0	1 450	0	1	36	0	0	0	P		0	412	10	16
XV FEBODA. Feria de la Boda, Ceremonia, Regalos y Complementos	1	25/10	27/10	2 712	1 944	0	0	0	1	84	0	0	0	P		0	412	10	3
XXIII EXPOSALDO. Liquidación, Oferta y Descuento	1	13/11	17/11	4 746	4 546	16	200	0	2	110	1	0	0	P		0	412	10	27
Santa Lucia Di Piave (I)																			
FIERA DI SANTA LUCIA DI PIAVE	1	14/12	16/12	25 316	737	18	24 579	0	20	310	80	137	79	T/P	27 401		98	9	1
Sant'Agata Feltria (I)																			
FIERA NAZIONALE DEL TARTUFO BIANCO PREGIATO E DEI PRODOTTI AGRO-SILVO PASTORALI	1	6/10	27/10	4 500	1 500	0	3 000	0	3	162	2	0	0	P	122 000	2 000	81	5	1, 2, 3
FIERA NAZIONALE IL PAESE DI NATALE	1	24/11	15/12	4 000	1 000	0	3 000	0	1	120	0	0	0	P	100 000	0	81	5	27
Santander (E)																			
ARTESANTANDER	1	13/7	17/7	954	954	104	0	0	4	42	5	0	0	T/P		0	54, 589		3
Cantabria Alternativa	1	1/6	2/6	858	858	0	0	0	1	25	0	0	0	P		0	205		3
Feria del Stock	2x1	8/3	10/3	1 092	1 092	0	0	0	1	91	0	0	0	P		0	150, 589		27
Feria del Stock de Otoño	2x1	20/9	22/9	576	576	0	0	0	1	48	0	0	0	P		0	150, 589		27
I Santander Foodie		4/10	6/10	1 000	1 000	0	0	0	1	30	0	0	0	T/P		0	272, 589		2
III Feria BIOCANTABRIA	1	3/5	5/5	1 116	1 116	0	0	0	1	93	0	0	0	P		0	505		10
III FERIA POSGRADOS+DIOMAS ESPECIALIZA-T	1	4/4	4/4	144	144		0	0		24		0	0	P		0	260		8
IV Salón Inmobiliario de la Vivienda y Decoración	1	26/4	28/4	2 660	2 660	0	0	0	1	34	0	0	0	P		0	205		12
XVI Feria del Producto de Cantabria	1	13/12	15/12	1 044	1 044	0	0	0	1	87	0	0	0	P		0	205		2
Savigliano (I)																			
FIERA DELLA MECCANIZZAZIONE AGRICOLA	1	14/3	17/3	36 000	2 000	0	34 000	0	2	310	1	0	0	T/P	9 120	0	255	5	1, 9
GRANDE FIERA D'ESTATE	1	8/6	11/6	7 608	5 024	0	2 584	0	10	330	9	8	8	P			36	5	27
Seinäjoki (SF)																			
Senior Seinäjoki 2019	1	12/10	13/10	738	738		0		1	80		0		P	1 694		464	11	3
Silleda / Pontevedra (E)																			
ABANCA CIMAG-GANDAGRO	2	21/2	23/2	13 880	11 980	511	255	30	30	180	15	327	221	T	10 346	301	312	10	1
EXPOBUS IBERIA	2	21/11	23/11	19 545	8 017	429	0	0	20	64	4	85	52	T	1 325	100	312	10	26

(*) Please refer to each national definition given at the beginning of the report

2019 EVENTS BY CITY

	Interval Year	Opening date	Closing date	Space						Exhibitors					Visitors/Visits (*)		Organiser	Auditor	Industry sector
				Total	Rented Space (sq.m)		Open air		from ... countries	Total	Foreign/ International (*)	Represented firms		Admission for Trade/Public	Total	Foreign/ International (*)			
					Total	Foreign/ International (*)	Total	Foreign/ International (*)				Total	Foreign/ International (*)						
FERIA INTERNACIONAL ABANCA SEMANA VERDE DE GALICIA/SALIMAT ABANCA	1	6/6	9/6	50 188	12 693	1 199	6 617	173	23	549	55	407	159	T/P	79 433	26 094	312	10	2, 27
SALÓN OUTLET CAR	1	6/9	8/9	7 388	6 988	0	400	0	1	21	0	2	0	P	0	0	577		16
Sivas (TR)																			
Sivas 6.Agriculture and Livestock Fair	1	5/9	8/9	7 031	7 031	0			10	87			21	T/P	39 245	846	676	14	1
Sochi (RU)																			
Beer 2019	1	21/5	23/5	1 622	1 622	440	0	0	16	138	35	81	5	T/P	2 840	110	694	12	2
Drinks 2019	1	21/3	23/3	850	850	100	0	0	2	91	2	0	0	T/P	4 200	49	694		2
InterJeweller 2019	1	24/7	28/7	1 660	1 660	460	0	0	8	97	7	0	0	T/P	6 820	600	694		24
Resorts and Tourism. Season 2019-2020	1	21/11	22/11	940	940	100	0	0	3	235	2	0	0	T/P	4 033	353	694		3
Solothurn (CH)																			
HESO - Herbstmesse Solothurn	1	20/9	29/9	10 700	7 000		3 700			288	1			T/P	100 000		392		27
Sosnowiec (PL)																			
Dremasilesia	1	26/4	28/4	1 970	1 970	63	0	0	4	77	6			T	1 217	50	379	4	17
St.Petersburg (RU)																			
AGRORUS	1	10/7	12/7	3 358	3 358	62	0	0	2	542	2	0	0	T/P	14 961	178	232		1
Boilers and Burners	1	1/10	4/10	616	616	65	0	0	5	48	4	0	0	T/P	incl. in Ros-Gas-Expo		305		9
Childhood Planet	1	28/3	31/3	2 673	2 673	259	0	0	13	80	19	0	0	T/P	11 419	22	232		13
CleanExpo St. Petersburg / Pulire	2	18/4	20/4	259	259	36	0	0	3	28	3	7	0	T	973	38	560		10
Ecology of Big City	1	20/3	22/3	896	896	40	0	0	5	87	4	19	2	T	4 600	90	232	12	10
Electronics. Instrument-making. Automation	1	17/9	19/9	1 214	1 214	127	0	0	13	116	15	2	2	T	6 845	55	305		18
Energetika & Electrotechnika	1	25/6	28/6	3 300	3 300	191	0	0	9	127	16	0	0	T/P	5 500	81	232, 645		9
ExpoHoReCa	1	26/2	28/2	273	273	19	0	0	3	44	2	41	0	T/P	1 920	0	305	12	2
Fashion Industry	2x1	10/10	13/10	688	688	220	0	0	7	77	22	0	0	T/P	5 425	30	305, 648		25
Hipposphere	1	2/5	5/5	1 531	1 531	24	0	0	3	115	2	2	0	T	12 450	120	232	12	3
JUNWEX St.Petersburg	1	6/2	10/2	9 826	9 826	72	0	0	9	426	12	2	0	T/P	17 900	180	656	12	24
New Year's Gift	1	12/12	15/12	1 031	1 031	197	0	0	5	169	47	0	0	P	54 974	0	305		27
Ros-Gas-Expo	1	1/10	4/10	3 313	3 313	327	0	0	15	237	33	40	0	T	10 800	780	305		9
Russian Industrialist	1	12/11	14/11	2 958	2 958	115	0	0	5	157	16	5	0	T	7 397	185	232	12	19
Saint-Petersburg International Motor-Show	1	4/4	7/4	4 544	4 544	1 057	0	0	3	69	3	1	0	T/P	10 850	110	305	12	16
Senior Generation	1	10/4	13/4	1 097	1 097	57	0	0	12	129	15	3	0	T/P	17 397	0	232		22
Smart TRANSPORT	1	19/6	21/6	2 632	2 560	498	72	0	7	63	10	17	1	T	2 924	58	232	12	26
SPRING-SUMMERS'S FAIR	1	25/4	28/4	421	421	18	0	0	5	94	4	0	0	P	16 330	0	305		27
St. Petersburg Technical Fair	1	12/3	14/3	1 409	1 409	524	0	0	10	222	65	0	0	T/P	4 570	200	645	12	19
The St. Petersburg International Gas Forum	1	1/10	5/10	17 406	17 406	1 256	0	0	16	511	36	33	6	T	9 681	194	232, 305		9
Stockholm (S)																			
Allt för sjön	1	1/3	10/3	24 733	24 653		80		13	364		361		P	68 105		705	13	26
Antikmässan	1	14/2	17/2	4 444	4 444		0		6	192		4		P	27 099		705	13	3
Explore Outdoor	1	22/3	24/3	3 135	3 135		0		8	77		27		P	50 832		705	13	3
Formex januari	2x1	15/1	18/1	26 252	26 252		0		17	609		28		T	16 613		705	13	12, 13
Nordiska Trädgårdar	1	21/3	24/3	8 837	8 812		25		10	334		2		P	57 789		705	13	1
Stockholm Furniture & Light Fair	1	5/2	9/2	40 542	40 542		0		37	676		147		T/P	35 923		705	13	12
Strasbourg (F)																			
AUTO MOTO CLASSIC - STRASBOURG	1	26/4	28/4	9 060	8 958	305	102	0	7	180	20	0	0	P	14 890	0	706	7	16
BROCANTE ET ANTIQUITE - STRASBOURG	3x1	2/2	3/2	2 332	2 332	555	0	0	4	106	26	0	0	P	2 925	0	706	7	3
BROCANTE ET ANTIQUITE - STRASBOURG	3x1	30/3	31/3	1 665	1 665	165	0	0	4	71	12	0	0	P	2 309	0	706	7	3
FOIRE EUROPEENNE - STRASBOURG	1	6/9	16/9	19 806	11 863	1 361	7 943	202	28	523	65	0	0	P	129 059	0	706	7	27
FRANCE CE STRASBOURG	2x1	26/3	27/3	562	562	10	0	0	3	69	2	0	0	T	1 169	0	152	7	4

(*) Please refer to each national definition given at the beginning of the report

2019 EVENTS BY CITY

	Interval Year	Opening date	Closing date	Space						Exhibitors						Visitors/Visits (*)		Organiser	Auditor	Industry sector		
				Total	Rented Space (sq.m)			Open air			from ... countries	Exhibitors with their own stands		Represented firms		Admission for Trade/Public	Total					Foreign/ International (*)
					Total	Foreign/ International (*)	Total	Foreign/ International (*)	Total	Foreign/ International (*)		Total	Foreign/ International (*)									
														Total	Foreign/ International (*)							
FRANCE CE STRASBOURG	2x1	19/9	20/9	595	595	19	0	0	0	5	78	5	4	4	T	1 146	0	152	7	4		
HABITAT - STRASBOURG	1	29/3	1/4	2 856	2 856	228	0	0	2	141	6	0	0	P	9 722	0	706	7	12			
ST-ART - STRASBOURG	1	14/11	17/11	2 961	2 961	739	0	0	10	104	23	0	0	P	16 048	0	706	7	3			
TOURISSIMO - STRASBOURG	1	8/2	10/2	801	801	171	0	0	6	62	20	0	0	P	8 286	0	706	7	6			
VINS DES VIGNERONS INDEPENDANTS - STRASBOURG	1	22/2	25/2	3 637	3 637	0	0	0	1	591	0	0	0	P	48 884	0	780	7	1			
Stuttgart (D)																						
ANIMAL / Stuttgarter MesseHerbst - Exhibition for pet ownership	1	22/11	24/11	4 025	4 025	267				9	208	16			P	53 603	536	475	8	3	See note 1	
auto motor and sport i-Mobility - Exhibition for intelligent mobility	1	25/4	28/4	2 931	2 931	186				3	50	4			P	11 927	119	475	8	17, 19	See note 2	
CMT - The holiday exhibition	1	12/1	20/1	76 262	75 157	13 480	1 105	428	75	2 226	662	10	1	P	263 448	5 269	475	8	18			
COMPOSITES EUROPE - European Trade Fair & Forum for Composites, Technology and Applications	1	10/9	12/9	5 528	5 528	1 824				27	278	106		T	6 740	2 600	633	8	22			
eltefa - Trade fair for the electrical sector	2	20/3	22/3	20 668	20 594	1 021	74		14	484	35	15	2	T	22 469	449	475	8	22			
FACHDENTAL Südwest / id infotage dental - Trade Fair for Dental Surgeries and Laboratories	1	11/10	12/10	4 314	4 314	411				13	249	29	7	4	T	5 021	100	475	8	27		
FAIR HANDELN - International exhibition focusing on Fairtrade and globally responsible trade and activities	1	25/4	28/4	1 951	1 951	205				12	158	25			P	19 231	192	475	8	27	See note 2	
Familie & Heim / Stuttgarter MesseHerbst - The shopping and experience exhibition with minerals, fossils, jewellery and forum topic the best years	1	21/11	24/11	8 837	8 837	670				21	398	49			P	48 936	489	475	8	3	See note 1	
GARTEN outdoor ambiente - Exhibition for garden and lifestyle	1	25/4	28/4	3 547	3 547	217				6	132	7			P	35 102	351	475	8	19	See note 2	
INTERGEO - GLOBAL HUB OF THE GEOSPATIAL COMMUNITY	1	17/9	18/9	18 805	18 780	8 876	25	25	40	662	335	53	25	T	20 038	9 178	394	8	4	See note 3		
Invest - Leading trade fair and congress for finance and investment	1	5/4	6/4	2 951	2 951	511				13	132	28	3	T/P	12 478	499	475	8	4			
KREATIV - The trade fair for creative design	1	25/4	28/4	2 255	2 255	360				9	104	26			P	27 841		475	8	3	See note 2	
KREATIV / Stuttgarter MesseHerbst - The trade fair for creative design	1	21/11	24/11	3 444	3 444	457				16	152	32			P	67 749		475	8	3	See note 1	
LogiMAT - International Trade Fair for Intralogistics Solutions and Process Management	1	19/2	21/2	63 890	63 230	15 466	660	30	42	1 625	470			T	61 742	11 978	263	8	16			
Markt des guten Geschmacks - Die Slow Food Messe	1	25/4	28/4	4 634	4 634	1 044				12	413	132			P	45 118		475	8	26	See note 2	
MEDIZIN/TheraPro - Trade fair and congress	1	25/1	27/1	5 176	5 176	265				13	268	18	14	T	11 494	115	475	8	2			
Minerals, fossils, jewellery (Spring)	1	25/4	28/4	1 071	1 071	192				16	138	38			P	12 867	129	475	8	22	See note 2	
Modell + Technik / Stuttgarter MesseHerbst - The exhibition for model making and electronics	1	21/11	24/11	1 080	1 080	180				9	54	14			P	48 451	1 455	475	8	3	See note 1	
Morgenmacher Festival / Stuttgarter MesseHerbst	1	21/11	24/11	3 074	3 074					1	54				P	29 932		475	8	3	See note 1	
Moulding Expo - International Trade Fair for Tool, Pattern and Mould Making	2	21/5	24/5	19 058	19 058	5 772				31	703	257			T	12 943	2 200	475	8	3		
parts2clean - International Trade Fair for Industrial Parts and Surface Cleaning	1	22/10	24/10	6 573	6 573	1 295				20	214	48			T	4 247	1 066	475	8	19		
RETRO CLASSICS - Trade fair for driving culture	1	7/3	10/3	56 001	55 965	6 942	36		19	868	159			P	82 112	8 211	646	8	2			
Spielemesse / Stuttgarter MesseHerbst - The Game Event in Southern Germany	1	21/11	24/11	1 904	1 904	79				6	89	7			P	68 052	680	475	8	19	See note 1	
südback - Trade Fair for the Bakery and Confectionery Trades	1	21/9	24/9	33 026	32 985	5 671	41		20	708	129	12	6	T	37 504	6 001	475	8	26			
T4M - Technology for Medical Devices	1	7/5	9/5	3 138	3 138	996				15	254	87			T	3 163	506	475	8	3		

(*) Please refer to each national definition given at the beginning of the report

2019 EVENTS BY CITY

	Interval Year	Opening date	Closing date	Space				Exhibitors				Visitors/Visits (*)				Organiser	Auditor	Industry sector		
				Rented Space (sq.m)				Exhibitors with their own stands		Represented firms		Admission for Trade/Public	Total		Foreign/ International (*)					
				Total	Halls		Open air		from ... countries	Total	Foreign/ International (*)		Total	Foreign/ International (*)						
					Total	Foreign/ International (*)	Total	Foreign/ International (*)												
veggie & frei von / Stuttgarter Messeherbst - Leading Fair for Taste and Health	1	21/11	24/11	1 565	1 565	170			13	161	18			P	45 718	457	475	8	2	See note 1
<i>Note 1: Visitor attendance determined by a representative poll in the combination of Stuttgarter Messeherbst. Multiple answers were permitted</i>																				
<i>Note 2: Visitor attendance determined by a representative poll in the combination of Slow Food/Fair Handeln/Mineralien, Fossilien, Schmuck/GARTEN/Kreativ Spring/auto motor and sport i-Mobility. Multiple answers were permitted</i>																				
<i>Note 3: Events with changing venues</i>																				
Tampere (SF)																				
Assistive Technology 2019	2	7/11	9/11	3 794	3 784			10	7	223				T/P	12 059		290	11	21	
Asta Constructor 2019	1	1/2	3/2	4 911	4 815			96	2	282				P	10 604		710	11	5	
Finnish Craft & Design 2019	1	15/11	17/11	6 161	6 090			71	4	740				P	54 813		710	11	3	
Network 2019	2	23/1	24/1	5 362	5 362			0	7	194		153		T	5 069		710	11	21	
Sportec, Gymtec, Welltec, Finnclean PRO, Purchase Days 2019	2	27/3	28/3	6 367	6 361			6	5	288		130		T	7 658		710	11	3	
Subcontracting 2019	1	24/9	26/9	15 019	14 594			425	17	1 103		883		T/P	17 615		710	11	5	
The Horses Fair 2019	1	6/4	7/4	4 030	3 764			266	7	216		0		T/P	17 256		710	11	3	
Uusi Teollisuus 2019	2	20/1	21/1	925	925			0	3	72		52		T	1 420		710	11	19	
Yard & Interior, Travelling Finland, Antique & Collectibles, Platta, TamCollect, Wine Fest 2019	1	12/4	14/4	5 291	5 145			146	10	395		0		P	16 318		710	11	3	
Taranto (I)																				
PROMESSI SPOSI, IL MATRIMONIO IN VETRINA	1	26/9	29/9	1 700	1 700	0	0	0	1	115	0	0	0	T/P	9 120	0	619	5	3	
Tarbes (F)																				
AGRICULTURE - TARBES	1	7/3	10/3	12 422	4 575	90	7 847	456	3	293	12	19	4	P	53 816	0	667	7	1	
AMERICAN SALOON - TARBES	1	13/9	15/9	1 392	1 392	45	0	0	5	69	6	0	0	P	6 896	0	711	7	3	
BEER FESTIVAL - TARBES	1	30/11	1/12	168	168	36	0	0	4	18	4	0	0	P		0	711	7	2	
BIEN-ÊTRE PYRÉNÉES - TARBES	1	28/9	29/9	398	398	12	0	0	2	73	1	0	0	P	2 956	0	711	7	14	
BRADERIE DU SKI - TARBES	1	8/11	10/11	909	909	0	0	0	1	18	0	0	0	P		0	711	7	6	
FOIRE EXPOSITION - TARBES	1	1/5	5/5	5 475	5 475	15	0	0	3	178	2	0	0	P	25 456	0	135	7	27	
MARIAGE TARBES	1	19/1	20/1	819	819	0	0	0	1	82	0	0	0	P	1 829	0	135	7	3	
SALON DE LA MAISON - TARBES	1	10/10	13/10	1 571	1 571	18	0	0	2	89	1	0	0	P	4 326	0	135	7	12	
Tekirdağ (TR)																				
2. Euro Animalia Thrace European Livestock Milk and Dairy Products Industrial, Business Machines Fair	1	29/7	4/8	400	400	0				33				T/P	12 340	0	643	14	1	
2.Çorlu Trakya Balkan Countries Ready for Home Textiles, Culture and Tourism Fair	1	29/7	4/8	17 002	17 002	661			43	1 284	24		96	T/P	47 597	3 684	643	14	27	
7. Thrace Çorlu Autoshow- Automobile and Accessories, Motorcycle, Bicycle Fair	1	29/7	4/8	1 680	1 680	0				48			0	T/P	819	12	643	14	16	
Çorlu 12. Tarımtech Thrace European Livestock Industry and Food Fair	1	29/7	4/8	2 544	2 544	0				60			0	T/P	950	950	643	14	1	
DLG Agriculture and Technology Days 2019	1	4/9	7/9	7 320	7 320	119			14	117	7		58	T/P	10 477	2 182	211	14	1	
Production, Regional Supply , Cooperation, Industry, Supply Chain	1	25/9	28/9	3 041	3 041	51			5	193	5		11	T/P	59 000	24	508	14	27	
Thun (CH)																				
AgriMesse	1	28/2	3/3	13 000	9 500			3 500	2	200				T/P	20 000		25		1, 19	
Brocante	1	8/2	10/2	2 400	2 400			0	4	109				T/P	5 600		595		3, 13	
HausBau- und ImmoMesse Thun	1	22/3	24/3	2 400	2 400			0	1	50				T/P			763		5, 12, 15	
Neuland Berner Oberland	1	7/11	10/11	8 000	6 000			2 000	1	140				P	13 000		733		2, 3, 4, 6, 12, 25	
Oberländische Herbstausstellung OHA	1	30/8	8/9	13 500	10 000			3 500	5	210				P	43 000		733		2, 3, 4, 6, 12, 25	
Tokat (TR)																				
Tokat Agricultural 2019- Agricultural, Stock Farming Fair And Food Of Tokat	1	18/9	21/9	1 108	1 108	0				21				T/P	25 000	0	87	14	1	

(*) Please refer to each national definition given at the beginning of the report

2019 EVENTS BY CITY

	Interval Year	Opening date	Closing date	Space					Exhibitors					Visitors/Visits (*)				Organiser	Auditor	Industry sector
				Total	Rented Space (sq.m)		Open air		from ... countries	Total	Foreign/ International (*)	Represented firms		Admission for Trade/Public	Total	Foreign/ International (*)				
					Total	Foreign/ International (*)	Total	Foreign/ International (*)				Total	Foreign/ International (*)							
Torino (I)																				
A&T – AUTOMATION & TESTING	1	13/2	15/2	3 900	3 900	1 500	0	0	4	218	18	63	63	T	7 904	498	3	5	18	
ARTISSIMA. INTERNAZIONALE D'ARTE CONTEMPORANEA A TORINO	1	7/11	10/11	7 353	7 353	3 900	0	0	37	208	129	0	0	T/P			57	5	3	
AUTOMOTORETRO'	1	31/1	3/2	36 200	21 200	3 600	15 000		7	1 190	275	20	0	T/P	59 122	8 716	100	5	16	
EUROMINERALEXPO	1	4/10	6/10	4 400	4 400	1 450	0	0	20	240	108	0	0	P	7 576	1 589	115	5	3	
EXPOCASA . SALONE DELL'ARREDAMENTO E DELLE IDEE PER ABITARE	1	2/3	10/3	8 967	8 801	0	166	0	3	215	3	5	0	T/P	33 715	0	364	5	12	
GOURMET FOOD FESTIVAL	1	22/11	24/11	3 564	3 564	0	0	0	5	109	4	38	0	T/P	8 500	1 000	364	5	2, 4	
MANUALMENTE – RASSEGNA DELLA MANUALITA' CREATIVA	1	26/9	29/11	2 400	2 400	0	0	0	4	114	12	0	0	T/P			113	5	3, 13	
RESTRUCTURA	1	14/11	17/11	5 110	5 110	0	0	0	6	227	8	33	1	T/P	15 225	0	364	5	6	
SALONE INTERNAZIONALE DEL LIBRO – TORINO	1	16/5	21/5	24 316	24 316	1 506	0	0	13	495	22	665	20	T/P	161 150	15 150	77	5	8	
SMART MOBILITY WORLD/FUTURE MOBILITY EXPOFORUM	1	9/10	10/10	2 200	2 000	0	200	0	6	51	8	0	0	T	1 625	325	364	5	5	
TORINO COMICS	1	12/4	14/4	15 000	15 000	0	0	0	5	193	6	0	0	P			364	5	3	
XMAS COMICS & GAMES	1	14/12	15/12	6 000	6 000	0	0	0	2	98	3	0	0	P			364	5	3	
Torre Pacheco / Murcia (E)																				
BODA Y HOGAR	1	25/10	27/10	4 682	3 332	0	0	0	1	102	0	0	0	T/P		0	410	10	13, 25	
DESEMBALAJE DE ANTIGUEDADES	1	27/9	29/9	1 831	1 831	170	0	0	4	99	7	0	0	T/P		0	410	10	3	
EQUIMUR - SALON INTERNACIONAL DE CABALLOS DE RAZAS PURAS	1	14/3	17/3	10 062	2 110	0	0	0	1	64	0	0	0	T/P		0	410	10	3	
EXPOSICIÓN CANINA	1	16/11	17/11	7 306	592	24	0	0	2	29	1	0	0	T/P		0	410, 630	10	1, 3	
FAME INNOWA	2	3/4	6/4	9 367	9 367	20	0	0	2	123	1	0	0	T		0	410	10	1	
SALON DE LA AUTOMOCION E INDUSTRIAS AFINES	1	29/11	1/12	12 908	12 908	0	0	0	1	44	0	0	0	T/P		0	410	10	16	
SALÓN DEL VEHÍCULO DE OCASIÓN	1	17/5	19/5	13 589	13 589	0	0	0	1	45	0	0	0	P		0	410	10	16	
WINTER FREAK - SALON DEL MANGA Y LA CULTURA ALTERNATIVA	1	2/3	3/3	8 944	844	16	0	0	3	34	2	0	0	P		0	410	10	3	
Toulouse (F)																				
AUTO-MOTO CLASSIC - TOULOUSE	1	13/11	17/11	14 319	12 989	4	1 330	0	2	55	1	0	0	P	23 850	0	356	7	16	
BRICKLIVE - TOULOUSE	1	19/10	27/10	96	96	18	0	0	2	3	1	0	0	P	9 654	0	356	7	13	
CHASSEUR DU GRAND SUD - TOULOUSE	1	24/5	26/5	801	801	48	0	0	6	49	6	0	0	P	4 339	0	356	7	1	
FOIRE INTERNATIONALE - TOULOUSE	1	13/4	22/4	19 976	11 426	775	8 550	32	19	442	44	0	0	P	89 578	0	356	7	27	
FRANCE CE TOULOUSE	2x1	14/3	15/3	698	698	12	0	0	2	101	4	0	0	T	1 100	0	152	7	4	
FRANCE CE TOULOUSE	2x1	3/10	4/10	737	737	33	0	0	3	114	7	0	0	T	1 310	0	152	7	4	
IMMOBILIER - TOULOUSE	2x1	22/3	24/3	1 152	1 152	9	0	0	2	83	1	0	0	P	5 527	487	152	7	15	
INFOSUP - TOULOUSE	1	4/12	7/12	6 547	6 547	0	0	0	1	239	0	0	0	P	81 000	0	582	6	4	
VINS ET TERROIRS DE PRINTEMPS - TOULOUSE	1	15/3	17/3	1 329	1 329	26	0	0	3	149	3	0	0	P	13 527	0	356	7	2	
Tours (F)																				
L'ART AU QUOTIDIEN - TOURS	1	8/11	10/11	849	849	0	0	0	1	120	0	0	0	P	8 619	0	738	6	3	
MARIAGE EXPO - TOURS	1	11/10	13/10	1 147	1 147	0	0	0	1	88	0	0	0	P	18 358	0	738	6	3	
SALON DE L'AUTOMOBILE - TOURS	1	18/10	21/10	16 707	16 707	0	0	0	1	43	0	0	0	P	22 409	0	738	6	16	
SALONS CE TOURS	1	7/2	8/2	376	376	0	0	0	1	59	0	0	0	T	551	0	152	7	4	







(*) Please refer to each national definition given at the beginning of the report

2019 EVENTS BY CITY

	Interval Year	Opening date	Closing date	Space						Exhibitors						Visitors/Visits (*)		Organiser	Auditor	Industry sector	
				Rented Space (sq.m)				Open air		Exhibitors with their own stands		Represented firms		Admission for Trade/Public	Total	Foreign/ International (*)					
				Total	Halls	Foreign/ International (*)	Total	Foreign/ International (*)	from ... countries	Total	Foreign/ International (*)	Total	Foreign/ International (*)								
Travagliato (I)																					
TRAVAGLIATOCAVALLI EXPO	1	25/4	28/4	4 800	3 300	300	1 500	500	4	107	5	0	0	P	30 395	0	97	5	1		
Trisobbio (I)																					
FIERA DEL TARTUFO	1	27/10	27/10	4 000	0	0	4 000	0	1	65	0	0	0	T/P	2 542	27	178	5	1, 2		
Turku (SF)																					
Boatexpo 2019	1	7/11	10/11	2 294	2 284		10		1	41		1		P	4 472		748	11	26		
Caravan Show 2019	1	11/1	13/1	7 457	7 343		114		2	41		1		P	6 705		748	11	3		
Life Science Live 2019	2	15/5	16/5	150	150		0		3	24		8		P	755		748	11	22		
Rakenna & Sisusta 2019	1	8/2	10/2	5 179	5 169		10		1	239		3		P	13 165		748	11	5, 12		
RekryExpo 20.11.2019	1	20/11	20/11	274	236		38		1	44		0		P	2 181		748	11	8		
RekryExpo 2019	1	10/4	10/4	281	243		38		1	39		3		P	2 003		748	11	8		
Skilled Women, Healthy Living & Outlet 2019	1	25/10	27/10	1 471	1 452		19		3	155		10		P	7 380		748	11	3, 14, 25		
Turku Art and Antique Fair 2019	1	16/3	17/3	1 980	1 980		0		4	109		0		P	8 887		748	11	3		
Turku Book Fair 2019 and Turku Food and Wine Fair 2019	1	4/10	6/10	3 729	3 686		43		3	237		19		P	23 559		748	11	3		
Turku Garden Fair and Cottage & Sea 2019	1	29/3	31/3	4 512	4 427		85		6	176		0		P	13 287		748	11	3		
Turku General Fair 2019	2	23/8	25/8	1 914	1 504		410		2	116		3		P	9 801		748	11	3		
Ufa (RU)																					
ArgoComplex-2019	1	12/3	15/3	5 537	2 536	205	3 001	0	4	328	21	12	0	T/P	8 077	145	99		1		
Gas. Oil. Technology	1	21/5	24/5	4 335	3 385	418	950	0	11	348	33	4	1	T	17 116	316	99		9		
Umeå (S)																					
Stora Nolia	1	3/8	11/8	30 097	5 725		24 372		5	324		18		P	82 116		570	13	27		
Uşak (TR)																					
Uşak 5.Agean Agriculture and Livestock, Dairy Technology, Farm Equipment, Agriculture Machinery and Greenhouse Technology Fair	1	5/9	8/9	2 550	2 550	0				55			0	T/P	105 500	0	366	14	1		
Utrecht (NL)																					
Bike MOTION Benelux	1	1/3	3/3	7 394	7 394	2 227			16	209	63	220	67	T/P	29 155		442		3, 27		
BIM Praktijkdag	1	23/5	25/5	134	134	6			2	20	1	20	1	T	500		442		5, 21		
BouwBeurs	1	4/2	8/2	27 988	27 988	3 796			19	528	90	648	128	T	75 017	1 500	442		5		
E-bike Xperience	1	1/3	3/3	2 731	2 731	831			6	50	16	53	16	T/P	18 365		442		3, 27		
ICT & Logistiek	1	5/11	7/11	3 478	3 478	477			8	148	24	161	25	T	5 079	305	442		21, 26		
Infosecurity.nl en Data & Cloud Expo	1	30/10	31/10	3 339	3 339	1 102			16	157	54	165	59	T	6 076		442		21		
Kampeer & Caravan Jaabeurs	1	9/10	13/10	28 079	28 079	7 215			15	191	32	198	32	P	48 276	966	442		3, 6, 27		
KreaDoe	1	30/10	31/11	6 415	6 415	600			10	287	21	289	21	P	49 153	1 475	442		3, 27		
Logistica	1	5/11	7/11	7 225	7 225	1 117			10	184	27	187	29	T	13 121	918	442		26		
MOTORbeurs Utrecht	1	14/2	17/2	18 507	18 507	2 090			20	300	72	312	74	P	80 342	3 214	442		3, 16, 27		
Najaarsbeurs Trade Mart	1	8/9	10/9	1 004	1 004	198			7	83	16	83	16	T	4 252		442		12, 13, 24, 25		
NOT - Nationale Onderwijs Tentoonstelling	1	22/2	26/2	11 614	11 614	213			4	434	12	456	12	T	35 653	1 070	442		8		
Overheid360	1	9/10	9/10	208	208	16			3	36	3	39	3	T	946		442		21		
SHIB - Smart Homes & Intelligent Buildings	1	5/11	5/11	42	42	12			3	7	2	7	2	T	700		442		5		
Trade Mart Utrecht	1	8/9	10/9	24 486	24 486	3 403			6	102	13	102	13	T	20 000		442		12, 13, 24, 25		
Vakantiebeurs	3x1	10/1	13/1	16 138	16 138	4 954			70	503	194	1 088	687	T/P	103 312	2 067	442		3, 6, 27		
Voetbalfestival	1	6/7	6/7	32 592	32 592					25		25	0	P	7 652		442		3		
Voorjaarsbeurs Trade Mart	1	10/3	12/3	1 178	1 178	167			8	85	12	85	12	T	4 252		442		12, 13, 24, 25		
Zorg & ICT	1	12/3	14/3	4 594	4 594	105			7	209	12	234	12	T	10 773	215	442		21, 22		
Zorgtotaal	1	12/3	14/3	5 740	5 740	280			7	229	13	232	13	T	21 915	438	442		22		






(*) Please refer to each national definition given at the beginning of the report

2019 EVENTS BY CITY

	Interval Year	Opening date	Closing date	Space						Exhibitors					Visitors/Visits (*)		Organiser	Auditor	Industry sector	
				Total	Rented Space (sq.m)		Open air		from ... countries	Total	Foreign/ International (*)	Represented firms		Admission for Trade/Public	Total	Foreign/ International (*)				
					Total	Foreign/ International (*)	Total	Foreign/ International (*)				Total	Foreign/ International (*)							
Valence (F)																				
	1	15/10	15/10	252	252	0	0	0	1	46	0	0	0	T	303	0	152		4	
Valencia (E)																				
	1	11/4	12/4	2 000	2 000		0	0		68				T			417		5	
	1	16/2	18/2	3 021	1 623	78	0	0	6	75	5	0	0	T			316	10	14	
	1	28/1	1/2	61 267	57 368	7 613	0	0	44	544	120	188	126	T	78 469	20 313	316	10	5	
	1	10/5	12/5	3 147	1 374	27	0	0	2	73	3	3	0	T	1 719	129	316	10	25	
	1	15/11	17/11	7 851	6 883	52	0	0	2	68	1	0	0	P			316	10	16	
	1	4/7	7/7	26 847	2 099	116	0	0	5	63	4	0	0	P			248, 316	10	21	
	1	1/10	3/10	6 422	3 305	152	0	0	5	81	5	0	0	T	2 348	41	316	10	10	
	2	1/10	3/10	6 422	548	84	0	0	5	13	4	0	0	T	1 082	29	316	10	10	See note
	2	26/2	28/2	3 192	1 584	0	0	0	1	33	0	0	0	T	1 276	17	316	10	4	
	2	28/1	1/2	7 115	5 802	575	0	0	10	63	6	52	23	T	5 775	384	316	10	5	
	1	27/4	28/4	1 700	1 700		0	0		110				P			196		3	
	1	14/12	15/12	11 000	11 000	0	0	0	1	17	0	0	0	P			685		3	
	1	11/6	12/6	1 159	1 159	231	0	0	5	34	4	0	0	T			743		3	
	1	2/3	3/3	1 415	825	0	0	0	1	48	0	0	0	P			313, 316	10	3	
	2	27/9	29/9	1 547	1 547	70	0	0	6	181	6	0	0	P			64		2, 10	
	1	5/12	8/12	53 158	36 805	0	0	0	1	106	0	0	0	P			316	10	16	
	1	17/9	20/9	40 365	38 624	7 414	0	0	12	414	95	0	0	T	24 737	3 017	316	10	12	
	1	11/4	14/4	29 538	15 963	0	0	0	1	49	0	0	0	P			316	10	16	
	1	8/11	10/11	7 957	2 156	0	0	0	1	170	0	0	0	P	9 026	7	316	10	3, 25	
	2x1	1/2	3/2	5 059	2 244	534	0	0	8	136	27	0	0	T	3 033	517	316, 409	10	25	
	2x1	5/7	7/7	2 029	2 029	590	0	0	12	131	31	0	0	T	1 582	317	316, 409	10	25	
	2	27/2	1/3	3 827	3 403	678	0	0	4	69	12	0	0	T	3 247	286	316	10	5	
	1	26/12	4/1	16 723	16 723	0	0	0	1	84	0	0	0	P		0	316	10	3	
	1	5/4	7/4	3 528	1 490	41	0	0	5	72	4	0	0	P			316	10	3	
	1	5/3	6/3	2 479	1 485	9	0	0	2	76	1	0	0	T	4 038	38	316	10	4	

(*) Please refer to each national definition given at the beginning of the report

2019 EVENTS BY CITY

	Interval Year	Opening date	Closing date	Space						Exhibitors						Visitors/Visits (*)		Organiser	Auditor	Industry sector
				Rented Space (sq.m)				Exhibitors with their own stands		Represented firms		Admission for Trader/Public								
				Total	Halls		Open air		from ... countries	Total	Foreign/International (*)				Total	Foreign/International (*)				
					Total	Foreign/International (*)	Total	Foreign/International (*)												
 FUNERMOSTRA - 15ª Feria Internacional de Toductos y Servicios Funerarios	2	22/5	24/5	4 615	3 618	352	0	0	6	57	12	0	0	T	1 997	242	316	10	4	
GASTRONOMA - Gran Evento de la Gastronomía.	1	10/11	12/11	5 920	3 944	66	0	0	5	196	5	0	0	T/P	12 319	137	316	10	2	
HEROES COMIC-CON VALENCIA - Salón del Comic de Valencia	1	22/2	24/2	3 818	1 396	0	0	0	1	122	0	0	0	P			221,316	10	3	
 HOME TEXTIL TEMIUM BY TEXTIL HOGAR- 5º Salón Internacional de textiles para el hogar y la decoración	1	11/9	13/9	1 915	1 915	60	0	0	3	70	12	32	0	T	1 011	149	316	10	12	
HYGIENALIA + PULIRE - Feria de la Limpieza y la Higiene Tofesional	2	12/11	14/11	4 304	3 941	475	0	0	10	140	24	0	0	T	4 743	548	316	10	22	
 IBERFLORA - 48ª Feria Internacional de planta, flor, jardinería, tecnología y bricojardin	1	1/10	3/10	14 565	12 387	880	0	0	18	293	42	91	47	T	7 206	802	316	10	1	
 INDUFERIAS - HINCHALIA - 27ª Feria Internacional de atracciones de feria, parques infantiles, maquinaria para juegos de azar y elementos auxiliares / 7ª Feria Int. de Artículos Hinchables.	2	26/11	28/11	3 928	3 928	716	0	0	5	28	6	0	0	T	1 119	33	316	10	3	
LABORALIA - 9º Certamen integral de la Tevención y el bienestar laboral	2	27/3	28/3	1 408	1 184	48	0	0	3	51	2	0	0	T	1 733	17	316	10	5	
MADE FROM PLASTIC - 3ª Feria de soluciones en plástico para packaging	2	26/2	28/2	1 745	1 296	88	0	0	5	50	4	0	0	T	1 341	45	316	10	11, 17	
MUNDO VILLAS 2019		24/5	26/5	1 206	1 206	0	0	0	1	46	0			P			146		5, 15	
SALON DEL MANGA	2x1	23/11	24/11	11 000	11 000		0	0		107				P			444		3	
SALÓN DEL MANGA	2x1	18/5	19/5	11 000	11 000		0	0		74				P			444		3	
 SIF - 30º Salón Internacional de la franquicia	1	17/10	19/10	2 848	1 685	32	0	0	2	70	1	0	0	T	2 971	86	316	10	4	
SPORTWOMAN 2019	1	5/4	6/4	4 000	4 000		0	0		35				P			555		3	
URBE.- Feria Inmobiliaria del Mediterráneo	1	18/10	20/10	1 847	1 783	0	0	0	1	50	0	0	0	P	3 699	19	316	10	15	
VALENCIA TATTOO CONVENTION	1	12/7	14/7	3 075	3 075		0	0		78				T/P			545		14	
<i>Note: rented space in commun with ECOFIRA - 17ª Feria Int. De las soluciones medioambientales</i>																				
Valladolid (E)																				
AGRARIA/FERIA DE MAQUINARIA	2	30/1	2/2	15 483	15 363	180	0	0	19	140	4	256	91	T	32 286	1 850	314	10	1	
EXPOBIOMASA	2	24/9	26/9	12 667	12 367	3 666	0	0	30	222	71	318	255	T	16 387	1 638	30, 92	10	1	
FERIA DE INVIERNO DEL VEHICULO DE OCASIÓN	2x1	13/12	15/12	8 000	3 000	0	5 000	0	1	26	0	0	0	P			94		16	
FERIA DE MUESTRAS DE VALLADOLID	1	11/9	15/9	12 914	7 685	216	0	0	6	114	13	0	0	P			314	10	27	
FERIA DEBODA	1	19/10	20/10	1 600	1 200	0	0	0	1	85	0	0	0	P			195		24, 25	
FERIA DEL COLECCIONISMO	1	19/10	20/10	1 800	1 585	0	0	0	1	30	0	0	0	P			65, 314		3	
FERIA DEL STOCK	1	2/3	3/3	1 983	1 583	0	0	0	1	51	0	0	0	P			314		24, 27	
FERIA DEL VINILO / NEW RETRO GAME	1	14/12	15/12	3 225	2 825	0	0	0	1	35	0	0	0	P			65, 314		3	
FERIA VEHICULO OCASIÓN	2x1	5/4	7/4	8 000	3 000	0	5 000	0	1	26	0	0	0	P			94		16	
FIBAR/FERIA INTERNACIONAL COCKTAIL BAR	1	11/11	13/11	6 600	6 200		0	0	6	118	40	12	1	T	7 241	1 380	653		2	
FIMASCOTA /EXPOSICION INTERNACIONAL CANINA	1	23/2	24/2	15 028	2 528		0	0	2	31	1	0	0	P			314, 686		3	
INTUR/FERIA DEL TURISMO DE INTERIOR	1	21/11	24/11	8 009	6 466	828	0	0	14	217	52	177	83	T	18 851	2 804	314	10	6	
LAS COSAS DEL PEQUE	1	8/6	9/6	545	425	0	0	0	1	25	0	0	0	P			192, 314		25	
NAVIVAL	1	25/12	4/1	11 050	9 850	0	0	0	1	43	0	51	0	P			37, 314		3	
SALON AUTOMOVIL SEMINUEVO	1	17/5	19/5	3 000	3 000	0	0	0	1	25	0	0	0	P			94		16	
SALÓN DEL CÓMIC Y MANGA CASTILLA Y LEÓN	1	9/3	10/3	6 354	3 254	0	0	0	1	67	0	0	0	P			65, 314		3	
Van (TR)																				
10. Van Construction Building and Business Machinery Fair	1	19/3	24/3	2 757	2 757	0				101			0	T/P	87 124	0	29	14	5	

(*) Please refer to each national definition given at the beginning of the report

2019 EVENTS BY CITY

	Interval Year	Opening date	Closing date	Space				Exhibitors						Visitors/Visits (*)		Organiser	Auditor	Industry sector	
				Total	Rented Space (sq.m)		Open air		Exhibitors with their own stands		Represented firms		Admission for Trade/Public	Total	Foreign/International (*)				
					Total	Foreign/International (*)	Total	Foreign/International (*)	from ... countries	Total	Foreign/International (*)	Total							Foreign/International (*)
10. Van Anatolia Tourism, Congress and Exhibition	1	26/9	29/9	2 316	2 316	0				49			0	T/P	5 720	0	29	14	3
2. Van East Anatolian Textile Machinery Fair	1	29/11	8/12	400	400	0				34			0	T/P	9 704	0	29	14	25
9. Van East Anatolia Agriculture, Livestock and Food Fair	1	11/4	14/4	20 000	20 000	2 758			40	279	37		3	T/P	35 000	1 514	29	14	1
Van Asia İpekyolu Industry and Trade Supplier Fair	1	24/10	27/10	6 540	6 540	0				125			0	T/P	107 350	0	29	14	27
Van Brands Meeting and Promotion Days Fair	1	29/11	8/12	1 273	1 273	0				46			0	T/P	689	8	29	14	25
Van Education, Career and Innovation Fair	1	25/4	28/4	400	400	0				33			0	T/P	11 126	0	29	14	8
Van Furniture Decoration Fair	1	19/3	24/3	933	933	0				58			0	T/P	2 527	9	29	14	12
Van Gıda Local Products Giftware and Craftware	1	4/10	13/10	1 488	1 488	0				96			17	T/P	3 240	0	598	14	2
Vannes (F)																			
CHOCOLAT - VANNES	1	8/11	11/11	806	806	36	0	0	3	66	2	0	0	T	16 579	0	145		2
CONCHYLICULTURE - VANNES	1	9/10	10/10	1 980	1 830	108	150	0	6	93	8	3	0	T	890	59	145	6	1
FOIRE EXPOSITION - VANNES	1	26/9	30/9	5 107	2 745	0	2 362	0	1	146	0	0	0	P	14 892	0	145		27
JAPAN VANNES MATSURI	1	26/1	27/1	783	759	0	24	0	2	77	0	0	0	P	5 403	0	145		21
SALON DE LA GASTRONOMIE ET DE L'ART CULINAIRE - VANNES	1	30/11	2/12	1 556	1 556	18	0	0		105	1	0	0	P	9 941	0	451	6	2
TOURISME ET LOISIRS NATURE	1	22/3	24/3	1 220	1 220	28	0	0	5	117	4	0	0	P	9 217	0	145		6
VINS ET GASTRONOMIE - VANNES	1	2/3	4/3	1 374	1 374	12	0	0	2	150	1	0	0	P	12 626	0	363	7	2
VIVING - VANNES	1	2/3	4/3	3 064	3 064	0	0	0	1	170	0	0	0	P	11 501	0	363	7	12
Venray (NL)																			
Dutch Pork Expo	1	16/4	17/4						1	180				T	4 823		224		1,2
Verdun (F)																			
FOIRE EXPOSITION - VERDUN	1	12/9	16/9	22 413	3 334	0	19 079	0	1	376	0	0	0	P	31 853	0	772	7	27
SALON DE LA FETE - VERDUN	1	19/10	20/10	1 069	1 069	9	0	0	2	31	1	0	0	P	1 467	0	772		4
Verona (I)																			
ARTVERONA	1	11/10	13/10	5 705	5 705	361	0	0	11	189	16	1	1	P	23 116	1 192	774	5	3
COSMOBIKE SHOW	1	16/2	17/2	6 205	6 205	247	0	0	19	131	10	71	45	P	31 918	952	774	5	3
ELETTROEXPO	1	2/3	3/3	3 192	3 144	120	48	0	2	105	2	0	0	P	24 210	0	774	5	18
FIERACAVALLI	1	7/11	10/11	97 099	65 618	12 618	31 481	4 497	24	508	93	246	85	P	168 082	23 161	774	5	3
JOB & ORIENTA	1	28/11	30/11	27 967	20 267	1 016	7 700	0	12	352	40	201	17	P	70 548	0	774	5	8
LEGNO & EDILIZIA	2	7/2	10/2	3 107	3 107	687	0	0	5	61	10	14	11	T	21 021	525	774	5	12,19
MARMOMACC - International Exhibition of Marble, Stone and Technology	1	25/9	28/9	77 194	62 086	28 591	15 108	6 155	61	1 632	1 059	21	10	T	68 167	42 483	774	8	5
MODEL EXPO ITALY	1	2/3	3/3	5 704	5 410	340	294	0	7	400	18	0	0	P	70 421	214	774	5	3
MOTOR BIKE EXPO	1	17/1	20/1	80 389	76 988	10 101	3 401	712	33	675	213	0	0	P	169 314	18 838	774	5	16
PULIRE - International exhibition for the cleaning industry	2	21/5	23/5	15 569	14 909	1 862	660	12	25	288	69			T	17 108	5 249	20	8	19
VERONA LEGEND CARS	1	11/5	12/5	15 265	14 665	140	600	0	3	270	4	0	0	P	27 206	1 622	774	5	16
VERONA MINERAL SHOW GEO BUSINESS	1	10/5	12/5	8 500	8 500	3 570	0	0	29	265	104	0	0	P	12 685	998	774	5	24
VERONA MINERAL SHOW GEO SHOP	1	22/11	24/11	8 400	8 400	2 553	0	0	24	232	84	0	0	P	14 216	649	774	5	24
Vinitaly - SOL&AGRIFOOD - Enolitech	1	7/4	10/4	90 611	90 297	1 045	314		41	4 585	109	433	237	T/P	122 584	48 022	774	8	1,2
Vertou (F)																			
VINS ET GASTRONOMIE - VERTOOU	1	15/2	18/2	542	542	0	0	0	1	81	0	0	0	P	7 107	0	363	7	2
Vicenza (I)																			
ABILMENTE AUTUNNO	1	17/10	20/10	7 382	7 382	534			15	363	42			P	46 928		437	9	3
ABILMENTE PRIMAVERA	1	21/3	24/3	5 775	5 775	268			9	241	18			P	28 711		437	9	3
HIT SHOW	1	9/2	11/2	10 581	10 581	780			39	272	39	123	109	T/P	34 261	45	437	9	3,6,7
PESCARE SHOW	1	23/2	25/2	8 988	8 988	458			15	196	24			T/P	14 856		437	9	3,6

(*) Please refer to each national definition given at the beginning of the report

2019 EVENTS BY CITY

	Interval Year	Opening date	Closing date	Space						Exhibitors						Visitors/Visits (*)				Organiser	Auditor	Industry sector
				Rented Space (sq.m)						Exhibitors with their own stands			Represented firms			Admission for Trade/Public	Total					
				Total	Halls		Open air		from ... countries	Total	Foreign/ International (*)	Total	Foreign/ International (*)	Total	Foreign/ International (*)		Total	Foreign/ International (*)				
T-GOLD	1	18/1	23/1	3 635	3 635	906				17	153	53	6	5	T	incl. in VICENZAORO JANUARY		437	9	19, 24		
VICENZAORO JANUARY	1	18/1	23/1	24 706	24 706	8 179			31	1 056	396			T	34 116	20 441	437	9	24			
VICENZAORO SEPTEMBER	1	7/9	11/9	25 492	25 492	8 186			35	1 048	382	31	5	T	22 662	10 536	437	9	24			
Vienna (AT)																						
Bauen & Energie Wien	1	14/2	17/2	16 220	16 220	1 662	0	0	14	406	52	80	45	P	25 940		637	1	5			
Ferien-Messe Wien	1	10/1	13/1	17 869	17 869	4 420	0	0	63	830	385	0	0	P	incl. in Vienna Autoshow		637	1	3, 6			
Vienna Autoshow	1	10/1	13/1	19 329	19 329	319	0	0	3	44	2	0	0	P	135 078		637	1	16			
Wiener Immobilien Messe	1	16/3	17/3	1 614	1 614	16	0	0	4	112	3	0	0	P	incl. in Wohnen & Interieur		637	1	15			
Wohnen & Interieur Messe	1	9/3	17/3	21 158	21 158	4 232	0	0	16	388	75	348	337	P	44 750		637	1	12			
Vigone (I)																						
MAIS E CAVALLI	1	18/10	20/10	3 500	0	0	3 500	500	2	59	1	0	0	P	9 000	200	179	5	1			
Villanova Mondovi (I)																						
BEE – FORMAGGI DI MONTAGNA	1	12/11	19/11	1 348	1 339	9	9	9	1	61	0	0	0	T/P	12 100	1 100	180	5	1, 2			
Wächtersbach (D)																						
Messe Wächtersbach - Regional Consumer Goods Exhibition	1	25/5	2/6	9 717	6 516	233	3 201	35	11	381	14			P	50 151		534	8	27			
Warsaw (PL)																						
Auto-Nostalgia	1	6/4	7/4	2 159	2 159	0	0	0	1	53	0			T/P	8 256		379	4	16			
Cavaliada Warszawa	1	7/3	10/3	752	752	22	0	0	2	53	2			T	15 401		379	4	3			
Golden Marketing Conference	1	23/9	24/9	18	18	4	0	0	1	4	1			T	183		379	4	4			
Green Arena Show GAShow	1	2/10	3/10	6 749	340	12	6 409	532	5	57	16			T	936	7	379	4	1			
New HOUSE/New APARTMENT	4	17/3	18/3	701	701	12	0	0	2	93	1			P	6 542		559	4	15			
Packaging Innovations	1	2/4	3/4	2 269	2 269	602	0	0	14	157	40			T	4 790	271	713	4	11			
Real Estate	2x1	23/2	24/2	689	689	10	0	0	2	51	1			P			573	4	15			
Real Estate	2x1	12/10	13/10	689	677	6	12	0	2	65	1			P			573	4	15			
Rybomania Warszawa	1	7/12	8/12	3 547	3 547	62	0	0	4	102	5			T/P	4 678		379	4	3			
WARSAW BOOK FAIR	1	17/5	20/5	5 221	5 152	248	69	0	32	802	241			T/P	83 514		559	4	8			
WIND & WATER	1	8/3	11/3	6 905	6 905	946	0	0	12	453	25			T/P	24 353		559	4	3			
Weinfelden (CH)																						
Berufsmesse Thurgau	1	19/9	21/9	4 200	3 800		400					68	0	P	8 500		536		8			
inhaus/die50plus	1	1/3	3/3	1 820	1 800		20					140	0	P	6 600		536		5			
Schlaraffia Wein- und Gourmetmesse	1	7/3	10/3	1 604	1 604		0					130	0	P	12 700		536		2			
WEGA - Die Thurgauer Messe	1	26/9	30/9	16 700	6 200		10 500					430	10	P	100 000		536		27			
Wilkowice (PL)																						
Roltechnika	1	17/8	18/8	7 606	0	0	7 606	30	1	12	1			P	21 713		379	4	1			
Wroclaw (PL)																						
Dentamed	1	15/11	16/11	1 025	1 005	118	20	0	8	135	25			T	2 012	44	713	4	22			
Real Estate	2x1	16/2	17/2	685	685	0	0	0	1	55	0			P			573	4	15			
Real Estate	2x1	19/10	20/10	774	774	0	0	0	1	74	0			P			573	4	15			
Yozgat (TR)																						
Yozgat 10.Agriculture, Food and Livestock Fair	1	5/9	8/9	5 450	5 450	248			7	97	4		3	T/P	2 600	130	459	14	1			
Zagreb (HR)																						
Ambienta	1	9/10	13/10	11 003	10 643	508	360	0	8	97	5	228	160	P	10 573		797	1	12			
Intergrafika	2	5/6	7/6	719	695	124	24	0	6	19	5	13	11	T	free entry		797	1	11			
Zagreber Nautikmesse	1	20/2	24/2	7 192	7 168	729	24	0	9	117	21	209	144	P	15 916		797	1	26			
Zaragoza (E)																						
ARATUR - SALÓN ARAGONÉS DEL TURISMO	1	3/5	5/5	852	792	55	0	0	3	30	2	40	2	T/P		0	315	10	3			

(*) Please refer to each national definition given at the beginning of the report

2019 EVENTS BY CITY

	Interval Year	Opening date	Closing date	Space						Exhibitors						Visitors/Visits (*)		Organiser	Auditor	Industry sector	
				Total	Rented Space (sq.m)		Open air		from ... countries	Total	Exhibitors with their own stands		Represented firms		Admission for Trade/Public	Total	Foreign/ International (*)				
					Total	Foreign/ International (*)	Total	Foreign/ International (*)			Total	Foreign/ International (*)	Total	Foreign/ International (*)							
ENOMAQ - SALÓN INTERNACIONAL DE MAQUINARIA Y EQUIPOS PARA BODEGAS Y DEL EMBOTELLADO	2	26/2	1/3	18 384	17 962	4 594	0	0	29	336	97	485	296	T	19 403	1 247	315	10	1	See note 1	
EXPOCANINA	1	2/2	3/2	3 635	320		0	0		12	0	1 792	840	P		0	315,665	10	3, 22		
FERIA GENERAL - FERIA DE MUESTRAS DE ZARAGOZA	1	6/10	13/10	24 192	24 180	81	12	0	5	101	6	0	0	P		0	315	10	27		
FERIA OUTLET - SALÓN DESCUENTOS RADICALES	1	10/5	12/5	1 963	1 888	0	0	0	1	97	0	154	0	P		0	315,624	10	27		
FIGAN - FERIA INTERNACIONAL PARA LA TODUCCIÓN ANIMAL	2	19/3	22/3	29 376	28 604	2 733	0	16	29	435	73	353	266	T	35 923	3 855	315	10	1		
NUPZIAL - SALÓN DE SERVICIO PARA CONGRESOS, BODAS Y ACONTECIMIENTOS	1	8/11	10/11	1 947	1 301	0	0	0	1	94	0	0	0	P	3 595	0	265,315	10	3		
SMAGUA - SALÓN INTERNACIONAL DEL AGUA Y DEL RIEGO	2	5/2	7/2	7 317	6 765	530	0	0	28	197	25	163	150	T	8 555	702	315	10	10		
SPAPER - SALÓN INTERNACIONAL DE LA MAQUINARIA Y EQUIPOS PARA LA CELULOSA, PAPEL Y CARTÓN	2	5/2	7/2	568	568	102	0	0	18	26	5	153	103	T	incl. in SMAGUA - SALÓN INTERNACIONAL DEL AGUA Y DEL RIEGO		315	10	10, 11		
STOCK-CAR - SALÓN DEL VEHÍCULO DE OCASIÓN	1	16/5	19/5	25 085	25 085	0	0	0	1	44	0	0	0	P		0	315	10	16		
TECNOVID - SALÓN INTERNACIONAL DE TÉCNICAS Y EQUIPOS PARA VITICULTURA	2	26/2	1/3	7 110	7 110	932	0	0	17	119	22	79	47	T			315	10	1	See note 2	
Note 1: ENOMAQ - SALÓN INTERNACIONAL DE MAQUINARIA Y EQUIPOS PARA BODEGAS Y DEL EMBOTELLADO incl. OLEOMAQ - SALÓN DE MAQUINARIA Y EQUIPOS PARA ALMAZARAS Y ENVASADO and E-BEER - SALÓN DE MAQUINARIA Y EQUIPOS PARA LA INDUSTRIA CERVECERA																					
Note 2: TECNOVID - SALÓN INTERNACIONAL DE TÉCNICAS Y EQUIPOS PARA VITICULTURA incl. OLEOTEC - SALÓN DE TÉCNICAS Y EQUIPOS PARA LA OLIVICULTURA																					
Zonguldak (TR)																					
DECOBOSS- West Blacksea 3. Construction, Decoration and Furniture Fair	1	18/7	21/7	3 680	3 680	24			2	22	3		14	T/P	12 851	137	286	14	5		
Farmers' Fairs - West Blacksea 4. Food Agricultural and Animal Breeding Fair	1	12/9	15/9	540	540	0				27			0	T/P	6 400	0	288	14	1		
Zug (CH)																					
Zuger Messe	1	19/10	28/10	15 000	14 000			1 000	10	429				P	80 000		535		27		
Zürich (CH)																					
Architect@work	2	15/5	16/5	7 680	7 680					184				T/P	2 396		794		5		
Auto Zürich Car Show / Autotecnica	1	31/10	3/11	29 000	29 000					182				T/P	59 532		89		16		
Automation & Electronics	2	5/6	6/6	7 680	7 680					110				T/P	2 100		222		19		
Bauen & Modernisieren	1	5/9	8/9	15 000	15 000					250				T/P	19 000		800		5		
Beauty Forum Swiss	1	3/3	4/3	7 680	7 680					122				T/P	8 800		390		14		
Berufsmesse Zürich	1	19/11	23/11	10 000	10 000					120				T/P	55 847		507		8		
CREATIVA Zürich	1	7/11	10/11	2 588	2 588					94	6			T/P	12 500		507		3		
Criterion	1	29/3	31/3	8 500	8 500					238	15			T/P	10 600		507		3		
ExpoHorse	1	29/11	1/12	6 000	6 000					149				T/P	8 000		462		1		
FESPO Zürich	1	31/1	3/2	19 790	19 790									P	65 000		104		3		
Fest- und Hochzeitsmesse Zürich	1	12/1	13/1	11 520	11 520					269				T/P	7 400		579		3		
Giardina	1	13/3	17/3	30 000	30 000					267	37			T/P	64 000	4 000	507		3		
Lebenskraft	1	9/5	12/5	2 565	2 565					152				T/P	4 650		465		22		
Maintenance Schweiz	1	13/2	14/2	3 800	3 800					91				T/P	3 007		222		5		
Personal Swiss / Talentpro	1	2/4	3/4	7 680	7 680					120				T/P	3 705		119		8		
Pumps & Valves Schweiz	1	13/2	14/2	3 800	3 800					70				T/P	incl. In Maintenance Schweiz		222		19		
SWISS-MOTO / SWISS CUSTOM	1	21/2	24/2	27 000	27 000					210	30			T/P	70 289	4 217	507		16		
Verpackungsmessen Schweiz	1	10/4	11/4	15 360	15 360					196				T/P	4 537		221		11		
WIR Messe Zürich	1	21/11	24/11	7 600	7 600					130				T/P	9 000		788		4		
Zürich Game Show	1	13/9	15/9	30 000	30 000					205				T/P	34 000		802		3		

(*) Please refer to each national definition given at the beginning of the report