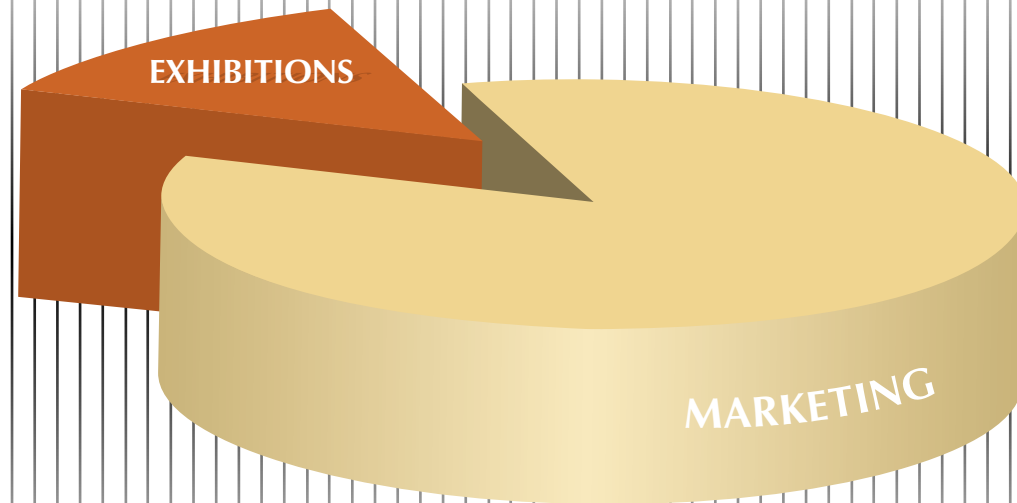


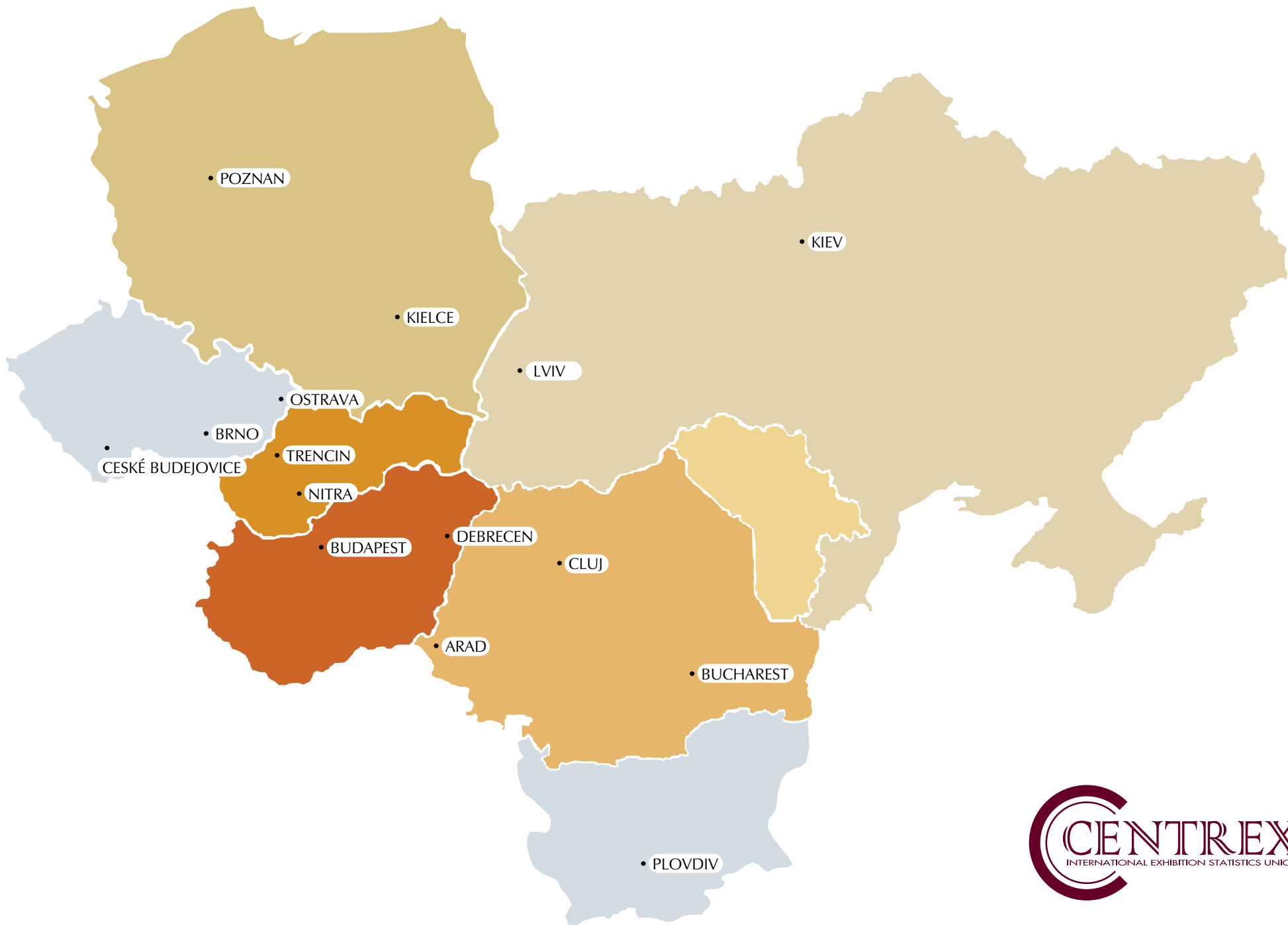
2010




CENTRAL EASTERN EUROPEAN
**EXHIBITION
STATISTICS**
OF THE MEMBERS OF
CENTREX INTERNATIONAL
EXHIBITION STATISTICS UNION

AND MEMBERS OF
THE POLISH CHAMBER
OF EXHIBITION INDUSTRY

The Exhibition Knowledge Provider





CONTENTS:


EXHIBITION STATISTICS & AUDITING RULES	6
FOREWORD	6

STATISTICS 2010:
(IN SEQUENCE OF CITIES) FROM 6 AND 19 PAGES

CITY	ORGANISER	STATISTICS '10 PAGE NO.
ARAD	EXPO ARAD INTERNATIONAL	7
BRNO	TRADE FAIRS BRNO A.S.	7
BUCHAREST	ROMEXPO S.A.	9
BUDAPEST	HUNGEXPO CCo. LTD.	9
CESKÉ BUDEJOVICE	VÝSTAVISTÉ ČESKÉ BUDEJOVICE A.S.	10
CLUJ-NAPOCA	INTERMARKETING & CONSULTING SRL	11
DEBRECEN	V-TRADE EXHIBITIONS LTD.	11
KIELCE	TARGI KIELCE LTD.	11
KIEV	EUROINDEX LTD.	14
	KIEV INTERNATIONAL CONTRACT FAIR, LTD.	14
LVIV	GAL-EXPO JSC	15
NITRA	AGROKOMPLEX – VÝSTAVNÍCTVO NITRA, ŠTÁTNI PODNIK	15
OSTRAVA	OSTRAVSKÉ VÝSTAVY A.S.	16
PLOVDIV	INTERNATIONAL FAIR PLOVDIV	16
POZNAN	POZNAN INTERNATIONAL FAIR LTD.	17
TRENCIN	EXPO CENTER A.S.	19

POLISH STATISTICS 2010, STATISTICS 2010 BUDVA, MONTENEGRO:
(IN SEQUENCE OF CITIES) FROM 20 AND 33 PAGES

CITY	STATISTICS '10 PAGE NO.
BIELSKO BIALA	21
BYDGOSZCZ	21
GDANSK	21
GDYNIA	21
KATOWICE	21
KIELCE	22
KRAKÓW	24
LESZNO-WILKOWICE	25
LÓDZ	25
LOSIÓW	25
LUBLIN	25
OSTRÓDA	26
POZNAN	26
SWIEBODZIN	28
SZCZECIN	28
TORUN	29
WARSAW	29
WROCLAW	30
.....	
BUDVA (MONTENEGRO)	30
.....	
POLISH ORGANISERS' LIST	31
POLISH MAP	32
NEW UFI CATEGORIES	33



CENTREX MEMBERS' LIST

AGROKOMPLEX-VÝSTAVNÍCTVO NITRA, ŠTÁTNY PODNIK

Výstavná 4, 949 01 Nitra
Tel.: ++421 (0)37-6-572-405
Fax: ++421 (0)37-6-572-252
Web: www.agrokomplex.sk
E-mail: baluska@agrokomplex.sk

EUROINDEX LTD.

56, Peremoha Ave., Kyiv, 03680, Ukraine
Tel/Fax: (+380 44) 461-9300
Web: www.euroindex.ua
E-mail: info@eindex.kiev.ua

EXPO ARAD INTERNATIONAL

RO-310375 Arad, Cl. Aurel Vlaicu 300
Tel.: +40-257-216520; 0357-407698
Fax: +40-257-216521
Web: www.expoarad.ro
E-mail: expo@ccia-arad.ro

EXPO CENTER A. S.

SK - 911 01 Trenčín, Pod Sokolicami 43
Phone/Fax: +421-32-7435 600
Web: www.expocenter.sk
E-mail: marketing@expocenter.sk

HUNGEXPO C.CO. LTD.

H - 1101 Budapest, Albertirsai út 10.
Phone: +36-1-263-6541
Fax: +36-1-263-6090
Web: www.hungexpo.hu
E-mail: hungexpo@hungexpo.hu

INTERNATIONAL FAIR PLOVDIV

BG – 4003 Plovdiv, Bulgaria
37, Tzar Boris III-Obedinitel blvd.
Phone: + 359 32 902346
Fax: + 359 32 902432
Web: www.fair.bg
E-mail: renyg@fair.bg

INTERMARKETING & CONSULTING SRL

RO – 040033 Bucharest,
10, Splaiul Unirii, Bl. B5, Sc. 3, Ap. 53,
Phone: + 40 21 317 12 25/26
Fax: + 40 21 319 63 71
Web: www.agraria.info.ro
E-mail: office@intermarketing.ro,
corina@agraria.info.ro

JOINT-STOCK CO. GAL-EXPO®

30, Vynnychenka Str. Lviv, 79008, Ukraine
Phone: +380 (32)2970627, 2971369
Fax: +380 (32) 2971756
Web: www.galexpo.lviv.ua
E-mail: exhib@galexpo.lviv.ua

KYIV INTERNATIONAL CONTRACT FAIR, LTD.

P.O.Box B-13, Kyiv, 01001, Ukraine
Phone: +38044 461-93-42, 41
Fax: +38044 461-93-40/49
Web: www.kmkya.kiev.ua
E-mail: info@kmkya.kiev.ua

OSTRAVSKÉ VÝSTAVY, A.S.

Výstaviště Cerná louka,
728 26 - Ostrava, Czech Republic
Phone: +420 596 167 119
Fax: +420 596 167 125
Web: www.cerna-louka.cz
E-mail: vystavy@cerna-louka.cz

POZNAN INTERNATIONAL FAIR LTD.

PL - 60734 Poznan, ul. Glogowska 14.
Phone: +48-61-869-2210
Fax: +48-61-869-2960
Web: www.mtp.pl
E-mail: info@mtp.pl

ROMEXPO S.A.

65-67, Marasti Blvd, PO Box 32-3, RO-011465,
Bucharest - ROMANIA
Phone: (+4021) 202 57 24
Fax: (+4021) 202 57 03
Web: www.romexpo.ro
E-mail: adj.director.general@romexpo.ro

TARGI KIELCE (KIELCE TRADE FAIRS)

PL - 25672 Kielce, Zakladowa 1.
Phone: +48-41-365-1222
Fax: +48-41-345-6261
Web: www.targikielce.pl
E-mail: zarzad@targikielce.pl

TRADE FAIRS BRNO A.S.


CZ - 647 00 Brno, Vystaviste 1
Phone: +420-5-411-52-813
Fax: +420-5-411-53-51
Web: www.bvv.cz
E-mail: info@bvv.cz

V-TRADE EXHIBITIONS LTD.

H - 4032 Debrecen, Füredi út 76. I. em.
Phone: +36-52-436-011
Fax: +36-52-436-012
Web: www.vtrade.hu
E-mail: vtrade@vtrade.hu

VYSTAVISTÉ ČESKÉ BUDEJOVICE

CZ - 370 21 České Budejovice Husova 523
Phone: +420-38-7714911
Fax: +420-38-7714263
Web: www.vcb.cz
E-mail: info@vcb.cz



**CENTRAL EASTERN EUROPEAN
EXHIBITION STATISTICS**

2010

OF THE MEMBERS OF
CENTREX INTERNATIONAL
EXHIBITION STATISTICS UNION

AND MEMBERS OF THE POLISH
CHAMBER OF EXHIBITION INDUSTRY

VISITORS

Number of visitors is calculated on evidence. Number of paying visitors is established through financial evidence: number of sold tickets (prepaid or on the spot) and number of tickets/entry passes paid by the exhibitor or a third party. Season tickets sold are calculated as reasonable. Number of family tickets sold are calculated as 4 visitors.

Persons arriving with vouchers, registration cards or similar valid free passes, tickets can be counted as visitors only if evidence is available. Number of foreign visitors is established either by tickets sold out at special counters for foreigners, filled in-registration cards with evidence of the foreign origin of the visitor or through representative visitor surveys.

NUMBER OF VISITS

As a new category the number of visits can be established with evidences of re-visits of the visitors. If no evidence of re-visits occurred one visit per visitor was presumed therefore the number of visits equals to the number of visitors.

SPACE

The contracted space refers only to the area occupied by exhibitors. It corresponds to the number of square meters invoiced and paid for by these exhibitors. Surface areas given free of charge are not counted.

The contracted space is divided up in indoors and outdoors rented by exhibitors. Special show space is where performances, shows, lectures, contests, it relates to the theme of the exhibition and it constitutes part of total net exhibition space.

EXHIBITORS

An exhibitor with his own stand (direct exhibitor) is one who occupies a stand for his company, receives the bill from the exhibition organiser and settles it directly. Co-exhibitors at an exhibitor's stand or participants at a collective stand are also considered as exhibitors for statistical purposes if they exhibit their own goods employing their own personnel on the exhibitor's stand and their autonomy can be undoubtedly recognised even without physical separation. The nature of the participation and the identity of each exhibitor at the stand should be undoubtedly clear from the application form sent to the exhibition organiser.

MULTINATIONAL COMPANIES (AS SUBCATEGORY OF DOMESTIC EXHIBITORS) **NEW!**

A multinational corporation (MNC) is a corporation or enterprise that manages production or delivers services in more than one country. Information from the exhibitor must come on the application form.

REPRESENTED COMPANIES

Due to economics changes CENTREX does not collect data of represented companies.

NEW CATEGORIES

To better comply with the Euro Fair Statistics as orientation points we also introduced the dates of the fairs and their principle industry coverage.

During 2009 and 2010, the exhibition industry of Central Europe had its leanest, hardest years in many. We at Centrex, as well as others, closely reviewed our portfolios, looked at our strengths and weaknesses from a new perspective. We learned how to cut cost, how to survive and how to be more competitive in a business environment that indeed was not favourable to us. We learned how to make use of the on-line social media and how to live together as friends and enemies ("frienemies") in an era of changes in doing business.

Exhibition organizers use the statistics for basically one purpose – marketing the coming trade shows to potential exhibitors and visitors, i.e. to show that their shows are more important than those of their competitors. Statistics do matter, but what really matters is transparent, believable and justified statistics. And not only this. Also, we have to look very closely at the quality of visitors and exhibitors. What really matters most is the overall quality of our shows and the satisfaction of our clients – exhibitors and visitors.

To us at Centrex, transparency and audited statistics provided has always been a key issue. During the years we have however come to another stage. Centrex has become a sort of Central European Union of the Trade Fair Organizers. The new Centrex mission is to promote and support the exhibition industry in the countries of Central and Eastern Europe and South-Eastern Europe, to work closely with UFI, the Global Association of the Exhibition Industry, the respective country associations. We do quite openly discuss issues of our mutual concern.

The recent exhibition barometer provided by CENTREX members has not yet been that much optimistic. I do however strongly believe that with the economy recovering "the best for the exhibition industry is yet to come".

Jiri KULIS

FOREWORD

We are proud to present this new publication – the Exhibition Statistics brochure of Central East Europe. It relates to almost all the major trade fairs held in 2010 in our Euro-region.

Also for the transparency efforts in our region we insisted to the publishing of only audited data as essentials for our customers – visitors, exhibitors, industry partners alike. Thus we needed to resign from publishing data of some cities we had earlier. But altogether you will find 32 exhibition locations/cities with over 3 million visitors, 52 467 exhibitors presenting their products, services on a total area of 1 640 000 sq.m. exhibition space.

Some novelties in this new publication:

In 2010 our Global Association of the Exhibition Industry UFI launched a concentrated move to upgrade collecting and publishing audited data about trade fairs held in that year with more focused information including orientative industry classification. This is our first document where we also follow suit using the same universal classification of trade fairs in our table forms. (You will find this on page ... of this brochure)

Yet, for a clearer presentation of the international character of the coverage of markets CENTREX has decided to introduce an exhibitor category as multinational corporation. We consider as a speciality in our countries that a growing number of globalised, multinational organisations step up at our fairs as domestic suppliers – thus slightly understating the real international character of the supply side available at the fairs, the market value of our media. We know it may take a couple of years to reach this sophisticated overview possibility but we go on in this direction.

This publication also includes a separate volume on all audited Polish trade fairs irrespective of whether they are CENTREX members or on indirect partnership. And looking into the future CENTREX has signed another 3-year agreement of transparency services in Poland.

And, for the first time, as guest - and underlining the open character of our CENTREX activity – we cover an UFI-recognised (and audited by CENTREX) fair from Budva, Montenegro.

I wish you reassuring reading of the data and I hope you will find it worth.

With best regards

Károly NAGY
Executive director

Event title	Opening date	Closing date	Frequency (Years)	Industry category UFI	Total net space	Space								Exhibitors					Visitors					
						Total	Contracted space						Special show area	Exhibitors total	Domestic exhibitors		Foreign exhibitors	Countries	Admission for Trade/Public	Number of visitors		Number of visits		
							Indoor domestic	Indoor foreign	Indoor total	Outdoor domestic	Outdoor foreign	Outdoor total			There of multi-national companies	Foreign				Foreign				
ARAD (RO)																				Expo Arad International				
AGROMALIM	9.9	12.9	1	1	11084	10584	929	342	1271	8943	370	9313	500	224	187	n.a.	37	5	T/P	9108	n.a.	9108		
AR-MEDICA	4.11	6.11	1	22	1583	1439	1427	12	1439	0	0	0	144	101	99	n.a.	2	2	T/P	3084	n.a.	3084		
TOTAL (OF AUDITED FAIRS)					12667	12023	2356	354	2710	8943	370	9313	644	325	286		39			12192		12192		

AUDITED BY CENTREX

BRNO (CZ)																				Trade Fairs Brno		
ANIMAL VETEX	21.3.	25.3.	2	22	4021	2168	2015	47	2062	58	48	106	1853	72	66	n.a.	6	4	T/P	incl. in Techagro	1313	79880
AUTOTEC+AUTOSALON	5.6.	10.6	1	16	42031	25382	15121	1857	16978	8220	184	8404	16649	359	276	n.a.	83	15	T/P	79880	1313	79880
BOAT BRNO	7.10.	10.10.	1	26	1611	1196	1031	156	1187	9	0	9	415	36	31	n.a.	5	4	T/P	incl. in Sportlife		
CARAVANING BRNO	7.10.	10.10.	1	3	7312	5117	4696	353	5049	68	0	68	2195	36	30	n.a.	6	5	T/P	incl. in Sportlife		
CHRISTMAS MARKET	10.12.	19.12.	1	27	4838	3843	3620	85	3705	138	0	138	995	368	362	n.a.	6	4	P	55 663	0	55663
EMBAX*	2.3.	5.3.	2	11	3524	2924	2368	535	2903	21	0	21	600	153	90	n.a.	63	15	T/P	incl. in SALIMA		
ENVIBRNO	25.5.	27.5.	1	10	595	595	559	27	586	9	0	9	0	39	35	n.a.	4	3	T	incl. in VOD-KA		
FISHING	21.3.	28.3.	1	1	2656	2356	2250	106	2356	0	0	0	300	82	80	n.a.	2	3	P	incl. in Techagro		
FOND-EX*	13.9.	17.9.	2	19	1577	1577	1338	239	1577	0	0	0	0	88	66	n.a.	22	10	T	incl. in MSV		
GO*	14.1.	17.1.	1	6	3370	2500	2033	313	2346	154	0	154	870	178	148	n.a.	30	12	T/P	33595	477	33595
IBF*	13.4.	17.4.	1	5	20337	20207	13253	2616	15869	4119	219	4338	130	531	427	n.a.	104	17	T/P	80541	3404	80541
IMT	13.9.	17.9.	2	19	13111	13111	10345	2480	12825	286	0	286	0	411	219	n.a.	192	19	T	incl. in MSV		
INTECO	2.3.	5.3.	2	2	2615	2015	1916	99	2015	0	0	0	600	73	68	n.a.	5	6	T/P	incl. in SALIMA		
INTERPROTEC	13.9.	17.9.	2	7	1408	1288	908	355	1263	25	0	25	120	69	48	n.a.	21	12	T	incl. in MSV		
KABO I.	16.2.	18.2.	2x	25	4538	3865	3131	734	3865	0	0	0	673	136	108	n.a.	28	9	T	incl. in STYL I.		
KABO II.	24.8.	26.8.	2x	25	4285	3641	2956	685	3641	0	0	0	644	126	99	n.a.	27	11	T	incl. in STYL II.		
MBK	2.3.	5.3.	2	2	3322	3322	3135	187	3322	0	0	0	0	80	68	n.a.	12	5	T/P	incl. in SALIMA		
MEDICAL FAIR	19.10.	22.10.	1	22	7854	4954	4180	252	4432	522	0	522	2900	252	224	n.a.	28	13	T/P	12561	793	12561

AUDITED UNDER CENTREX SYSTEM. *UFI APPROVED EVENT

Event title	Opening date	Closing date	Frequency (Years)	Industry category UFI	Total net space	Space								Exhibitors					Visitors			
						Contracted space							Special show area	Exhibitors total	Domestic exhibitors		Foreign exhibitors	Countries	Admission for Trade/Public	Number of visitors		Number of visits
						Total	Indoor domestic	Indoor foreign	Indoor total	Outdoor domestic	Outdoor foreign	Outdoor total			There of multi-national companies	Foreign				Number of visitors	Foreign	
BRNO (CZ) Trade Fairs Brno																						
MOBITEX*	13.4.	17.4.	1	12	5569	5365	4803	562	5365	0	0	0	204	102	91	n.a.	11	6	T/P	incl. in IBF		
MOTOSALON	10.3.	14.3.	1	16	6179	5124	4835	230	5 065	59	0	59	1055	97	92	n.a.	5	5	T/P	60379	43	60379
MSV*	13.9.	17.9.	1	19	23245	21412	14457	4079	18536	2517	359	2876	1833	742	531	n.a.	211	22	T	71347	6798	71347
OPTA	5.2.	7.2.	1	23	3968	3518	3270	248	3518	0	0	0	450	83	65	n.a.	18	9	T	5566	867	5566
PRODITĚ	11.3.	14.3.	1	27	3688	3288	3150	138	3288	0	0	0	400	92	86	n.a.	6	3	T/P	23764	223	23764
PROFINTECH	13.9	17.9	2	19	1484	1484	1173	237	1410	74	0	74	0	65	50	n.a.	15	7	T	incl.in MSV		
REGIONTOUR	14.1	17.1	1	6	6905	5831	5300	515	5815	16	0	16	1074	492	406	n.a.	86	13	T/P	incl.in GO		
S1	16.2	18.2	1	25	1037	1037	967	70	1037	0	0	0	0	41	37	n.a.	4	2	T	incl.in STYL I.		
SALIMA*	2.3	5.3	2	2	7074	7072	5361	1691	7052	20	0	20	2	307	202	n.a.	105	20	T/P	29867	3365	29867
SC EDEN 3000	all wear		1	15	5813	5813	550	0	550	5263	0	5263	0	222	222	n.a.	0	1	P	109369	0	109369
SHK	13.4	17.4	1	5	6288	6288	5652	374	6026	262	0	262	0	165	148	n.a.	17	7	T/P	incl.in IBF		
SILVA REGINA	21.3	25.3	2	1	13347	11979	5484	801	6285	5285	409	5694	1368	159	131	n.a.	28	10	T/P	incl.in Techagro		
SPORT LIFE	7.10	10.10	1	3	27377	11014	8459	2428	10887	111	16	127	16363	321	241	n.a.	80	14	T/P	40065	3216	40065
STYL I.	16.2	18.2	2x	25	6007	4984	3810	1074	4884	100	0	100	1023	296	214	n.a.	82	16	T	8707	1120	8707
STYL II.	24.8	26.8	2x	25	6594	4895	3347	1548	4895	0	0	0	1699	310	203	n.a.	107	17	T	7004	896	7004
TECHARGO	21.3	25.3	2	1	46160	45160	31896	2437	34333	10490	337	10827	1000	432	334	n.a.	98	19	T/P	117253	5861	117253
URBIS INVEST	13.9	17.9	1	15	500	500	466	34	500	0	0	0	0	46	43	n.a.	3	2	T	incl.in MSV		
URBIS TECHNOLOGY	25.5	27.5	1	5	1678	1678	138	15	153	1525	0	1525	0	29	28	n.a.	1	2	T	incl.in VOD-KA		
VINEX*	2.3	5.3	1	2	1999	1999	1807	192	1999	0	0	0	0	72	59	n.a.	13	5	T/P	incl.in SALIMA		
VOD-KA	25.5	27.5	1	5	6516	6246	4889	399	5288	958	0	958	270	186	161	n.a.	25	11	T	8871	614	8871
WELDING*	13.9	17.9	2	19	3001	3001	2614	340	2954	47	0	47	0	75	55	n.a.	20	8	T	incl.in MSV		
TOTAL (OF AUDITED FAIRS)					313434	257749	187283	28538	215821	40356	1572	41928	55685	7423	5844	n.a.	1579		0	744432	28990	
AUDITED UNDER CENTREX SYSTEM. *UFI APPROVED EVENT																						

Event title	Opening date	Closing date	Frequency (Years)	Industry category UFI	Total net space	Space								Exhibitors				Visitors				
						Contracted space							Special show area	Exhibitors total	Domestic exhibitors		Foreign exhibitors	Countries	Admission for Trade/Public	Number of visitors		Number of visits
						Total	Indoor domestic	Indoor foreign	Indoor total	Outdoor domestic	Outdoor foreign	Outdoor total			There of multi-national companies	Foreign				Foreign	Foreign	
BUCHAREST (RO)																				Romexpo s.a.		
BIFE-TIMB*	8.9	12.9	1	12	11527	10662	9274	847	10121	481	60	541	865	243	204	n.a.	39	12	T/P	16319	n.a.	16319
INDAGRA FARM*	10.11	14.11	1	1	14195	13795	4514	1158	5672	7342	781	8123	400	408	259	n.a.	149	18	T/P	34882	n.a.	34882
ROMMEDICA*	26.5	29.5	1	22	1662	1558	1455	103	1558	0	0	0	104	75	58	n.a.	17	7	T	1915	n.a.	1915
TIB*	6.10	9.10	1	19	7448	7448	4554	2192	6746	478	224	702	0	366	198	n.a.	168	17	T	9775	n.a.	9775
TOTAL (OF AUDITED FAIRS)					34832	33463	19797	4300	24097	8301	1065	9366	1369	1092	719		373			62891		62891

AUDITED BY CENTREX *UFI APPROVED EVENT

BUDAPEST (HU)																				Hungexpo CCo. Ltd.		
AGRO+MASHEXPO *	27.1.	30.1.	1	1	18008	17888	17380	508	17888	0	0	0	120	199	169	n.a.	30	13	T	19740	4%	19740
BNV	8.9.	12.9.	1	27	14714	11819	9428	1565	10993	826	0	826	2895	423	274	n.a.	149	10	P	41300	n.a.	48238
BOAT SHOW	4.3	7.3	1	3	6450	6450	6361	89	6450	0	0	0	238	101	94	n.a.	7	6	P	together with TRAVEL		
BUDAPEST MOTOR SHOW	19.3	21.3	1	16	4366	4366	4101	245	4346	20	0	20	0	88	76	n.a.	12	7	P	25376	n.a.	25376
CHEMEXPO *	4.5	7.5	2	17	981	981	849	132	981	0	0	0	0	51	41	n.a.	10	9	T	together with INDUSTRIA		
CONSTRUMA *	14.4	18.4	1	5	20446	19643	15598	1269	16867	2525	251	2776	803	633	570	n.a.	63	16	T/P	56400	1,8%	56400
DECORSTONE	14.4	18.4	2	5	959	959	291	120	411	548	0	548	0	32	26	n.a.	6	6	T/P	together with CONSTRUMA		
ELECTROSALON	4.5	7.5	1	18	566	566	288	269	557	9	0	9	0	37	23	n.a.	14	9	T	together with INDUSTRIA		
EQUIFEST	25.3	28.3	1	3	1444	644	582	22	604	40	0	40	800	52	50	n.a.	2	3	T/P	together with FEHOVA		
FEHOVA	25.3	28.3	1	3	8310	6025	5692	283	5975	50	0	50	2285	240	220	n.a.	20	13	T/P	40015	n.a.	40015
FOODAPEST *	21.2	24.2	1	2	4870	3812	3332	480	3812	0	0	0	1058	171	131	n.a.	40	11	T/P	together with UKBA		
HOVENTA	19.10	22.10	1	2	5999	5047	4738	308	5047	0	0	0	952	150	139	n.a.	11	7	T	11227	n.a.	11227
HUNGARIAN GARDEN FAIR	27.1	30.1	1	1	1303	1183	1113	70	1183	0	0	0	120	47	43	n.a.	4	5	T	together with AGROMASH		
INDUSTRIA *	4.5	7.5	2	19	4091	3841	3031	748	3779	50	12	62	250	197	146	n.a.	51	10	T	13008	4%	13008
ÖKOTECH	4.5	7.5	1	10	966	966	792	174	966	0	0	0	0	54	42	n.a.	12	6	T	together with INDUSTRIA		

AUDITED BY CENTREX *UFI APPROVED EVENT

Event title	Opening date	Closing date	Frequency (Years)	Industry category UFI	Total net space	Space								Exhibitors				Visitors				
						Contracted space							Special show area	Exhibitors total	Domestic exhibitors		Foreign exhibitors	Countries	Admission for Trade/ Public	Number of visitors		Number of visits
						Total	Indoor domestic	Indoor foreign	Indoor total	Outdoor domestic	Outdoor foreign	Outdoor total			There of multi-national companies	Foreign				Foreign		
BUDAPEST (HU)						Hungexpo CCo. Ltd.																
SECUREX	4.5	7.5	2	7	800	800	653	116	769	31	0	31	0	47	43	n.a.	4	5	T	together with INDUSTRIA		
SNOW-SHOW	12.11	14.11	1	6	5242	3163	2916	247	3163	0	0	0	2079	101	76	n.a.	25	6	P	13728	n.a.	13728
SPA	12.11	14.11	1	3	1278	1139	1037	102	1139	0	0	0	139	72	70	n.a.	2	2	P	together with SNOW-Show		
TRAVEL	4.3	7.3	1	6	13957	13478	11404	1994	13398	80	0	80	479	615	518	n.a.	97	35	T/P	53066	n.a.	53066
UKBA	21.2	24.2	2	2	5237	4537	4347	190	4537	0	0	0	700	107	95	n.a.	12	6	T/P	18630	n.a.	18630
VITICULTURE & VINICULTURE	27.1	30.1	1	1	607	607	553	54	607	0	0	0	0	33	25	n.a.	8	6	T	together with AGROMASH		
TOTAL (OF AUDITED FAIRS)					120594	107913	94486	8985	103471,11	4179	263	4442	12918	3450	2871		579			292490		299428
AUDITED BY CENTREX *UFI APPROVED EVENT																						
CESKÉ BUDEJOVICE (CZ)						Vystavisté České Budejovice																
MOBIL SALON 2010	9.4	11.4	1	16	17391	11238	3752	0	3752	7486	0	7486	6153	59	59	n.a.	0	1	T/P	10413	n.a.	10413
HOBBY 2010	12.5	16.5	1	3	19447	10396	3513	19	3532	6604	260	6864	9051	449	431	n.a.	18	6	P	57692	n.a.	57692
BEERFESTIVAL	4.6	5.6	1	2	3006	706	303	0	303	394	9	403	2300	72	69	n.a.	3	2	T/P	16024	n.a.	16024
BREAD BASKET	26.8	31.8	1	1	32629	21453	5017	106	5123	15845	485	16330	11176	641	614	n.a.	27	7	T/P	97722	n.a.	97722
EDUCATION AND CRAFT 2010	29.9	1.10	1	8	5805	1783	1643	30	1673	11	0	110	4022	152	147	n.a.	5	4	T/P	10088	n.a.	10088
HOBBY AUTUMN 2010	14.10	17.10	1	3	6380	4150	2615	0	2615	1486	49	1535	2230	186	183	n.a.	3	3	T/P	20336	n.a.	20336
FASHION SHOW 2010	14.10	17.10	1	25	2568	338	326	4	330	8	0	8	2230	18	17	n.a.	1	2	T/P	incl.in HOBBY AUTUMN		
ADVENT FEST	3.12	5.12	1	27	1962	1658	1158	0	1158	497	3	500	1658	141	140	n.a.	1	2	P	28740*	n.a.	28740*
PRESENTATION OF SECONDARY SCHOOL	4.12	4.12	1	8	479	174	169	6	175	0	0	0	304	36	35	n.a.	1	2	T/P	(14173)	n.a.	(14173)
TOTAL (OF AUDITED FAIRS)					89667	51896	18496	165	18661	32331	806	33236	39124	1754	1695		59			212275		212275
*IT INCLUDES ADDITIONALLY THE VISITORS OF PRESENTATION OF SECONDARY SCHOOLS AUDITED UNDER CENTREX SYSTEM																						

Event title	Opening date	Closing date	Frequency (Years)	Industry category UFI	Total net space	Space								Exhibitors					Visitors				
						Contracted space							Special show area	Exhibitors total	Domestic exhibitors		Foreign exhibitors	Countries	Admission for Trade/Public	Number of visitors		Number of visits	
						Total	Indoor domestic	Indoor foreign	Indoor total	Outdoor domestic	Outdoor foreign	Outdoor total			There of multi-national companies	Foreign				Number of visitors	Foreign		
CLUJ-NAPOCA (RO)																			Intermarketing & Consulting Srl				
AGRARIA	5.5	9.5	1	1	8819	8440	1256	747	2003	5481	956	6437	379	272	203	18	69	13	T/P	18562	n.a.	18562	
AUDITED BY CENTREX																							
DEBRECEN (H)																			V-Trade Exhibitions Ltd.				
ENERGOEXPO	21.9	23.9	1	9	705	385	365	20	385	0	0	0	320	32	28	n.a.	4	3	T	1182	8	1182	
FARMEREXPO	25.8	28.8	1	1	13624	10156	4683	39	4722	5187	247	5434	3468	261	256	n.a.	5	5	T/P	21457	1322	21457	
HAJDÚÉP	23.4	25.4	1	5	496	496	463	0	463	33	0	33	0	27	27	n.a.	0	1	P	1150	n.a.	1150	
TOTAL (OF AUDITED FAIRS)					14825	11037	5511	59	5570	5220	247	5467	3788	320	311		9			23789	1330	23789	
AUDITED BY CENTREX																							
KIELCE (PL)																			Kielce Trade Fairs				
AGROTECH	12.3	14.3	1	1	27075	27075	21889	1012	22901	4091	83	4174	0	456	435	n.a.	21	17	T/P	41447	n.a.	41447	
ALARM	4.11	5.11	1	7	1057	657	657	0	657	0	0	0	400	24	24	n.a.	0	1	T	1650	n.a.	1650	
ALUMINIUM & NON-FERMET	28.9	30.9	1	19	274	274	175	99	274	0	0	0	0	24	12	n.a.	12	7	T	together with METAL			
AUTOSTRADA-POLSKA	11.5	14.5	1	5	22064	21113	6805	1222	8027	11993	1093	13086	951	482	413	n.a.	69	20	T	20253	n.a.	20253	
BEAUTIFUL INTERIOR	22.11	24.11	1	12	955	955	702	0	702	253	0	253	0	75	75	n.a.	0	1	P	4954	n.a.	4954	
BIKE-EXPO KIELCE	15.10	17.10	1	3	2894	2526	2114	412	2526	0	0	0	368	63	57	n.a.	6	6	P	3156	n.a.	3156	
CHILDREN'S TIME	23.4	25.4	1	13	3130	1786	1299	100	1399	387	0	387	1344	89	85	n.a.	4	3	P	8330	n.a.	8330	
CONTROL-STOM	23.3	26.3	1	19	205	205	167	38	205	0	0	0	0	20	9	n.a.	11	7	T	together with STOM			
CONTROL-TECH	28.9	30.9	1	19	317	317	292	25	317	0	0	0	0	40	30	n.a.	10	9	T	together with METAL			
DOM	9.4	11.4	1	5	4622	4622	3083	0	3083	1539	0	1539	0	223	223	n.a.	0	1	P	19117	n.a.	19117	
EDUKACJA	17.3	19.3	1	8	2679	2174	2154	12	2166	8	0	8	505	163	162	n.a.	1	2	P	10832	n.a.	10832	
EKOTECH	3.3	5.3	1	10	619	619	577	21	598	21	0	21	0	38	29	n.a.	9	6	T	together with ENEX			
ENEX, ENEX NOWA ENERGIA	3.3	5.3	1	9	2322	1982	1813	125	1938	44	0	44	340	160	139	n.a.	21	6	T	6007	n.a.	6007	
AUDITED BY CENTREX *UFI APPROVED EVENT																							

Event title	Opening date	Closing date	Frequency (Years)	Industry category UFI	Space									Exhibitors					Visitors			
					Total net space	Contracted space						Special show area	Exhibitors total	Domestic exhibitors		Foreign exhibitors	Countries	Admission for Trade/Public	Number of visitors		Number of visits	
						Total	Indoor domestic	Indoor foreign	Indoor total	Outdoor domestic	Outdoor foreign			Outdoor total	There of multi-national companies				Foreign	Number of visitors		Foreign
KIELCE (PL) Kielce Trade Fairs																						
EURO-LIFT	20.10	22.10	1	26	1968	1968	1255	713	1968	0	0	0	0	106	59	n.a.	47	14	T	together with ROTRA		
EXPOSITIO	14.6	15.6	1	4	452	166	143	23	166	0	0	0	286	28	26	n.a.	2	3	T	3903	n.a.	3903
EXPO-SURFACE	23.3	26.3	1	19	449	348	327	21	348	0	0	0	101	32	30	n.a.	2	3	T	together with STOM		
GARDEN & YOU	9.4	11.4	1	3	1951	1951	230	0	230	1721	0	1721	0	61	61	n.a.	0	1	P	together with DOM		
GASTRO-TECH/DRINK-PLUS	14.10	16.10	1	2	618	528	528	0	528	0	0	0	90	34	34	n.a.	0	1	T	1728	n.a.	1728
GLASS-TECH	9.4	11.4	1	5	116	116	110	6	116	0	0	0	0	11	10	n.a.	1	2	P	together with DOM		
INTERKAMIEN	9.4	11.4	1	5	441	441	432	9	441	0	0	0	0	38	87	n.a.	1	2	P	together with DOM		
INTERNATIONAL DOG SHOW	13.11	14.11	1	3	8007	364	364	0	364	0	0	0	7643	33	33	n.a.	0	1	P	5252	n.a.	5252
JOB FAIR	29.3	29.3	1	8	485	485	485	0	485	0	0	0	0	69	69	n.a.	0	1	P	1001	n.a.	1001
JOB, CAREER, DEVELOPMENT	8.3	8.3	1	8	56	56	56	0	56	0	0	0	0	13	13	n.a.	0	1	P	1514	n.a.	1514
KIELCE BUSINESS FASHION	5.11	7.11	1	25	112	112	94	12	106	0	6	6	0	14	11	n.a.	3	3	P	together with VENUS		
LAS-EXPO	12.3	14.3	1	1	1465	1465	544	0	544	921	0	921	0	36	36	n.a.	0	1	T/P	together with AGRO-TECH		
LOG-EXPO	20.10	22.10	1	26	149	149	132	17	149	0	0	0	0	15	13	n.a.	2	3	T	together with ROTRA		
LOGISTYKA	6.9	9.9	1	26	1339	1339	1173	55	1228	111	0	111	0	52	45	n.a.	7	7	T	together with MSPO		
MASZBUD	11.5	14.5	1	5	5691	4808	689	467	1156	3342	310	3652	883	111	73	n.a.	38	13	T	together with Autostrada		
METAL*	28.9	30.9	1	19	2886	2886	2391	487	2878	8	0	8	0	248	110	n.a.	138	20	T	2640	n.a.	2640
MSPO*	6.9	9.9	1	7	18957	18957	10648	2008	12656	5656	645	6301	0	248	159	n.a.	89	25	T	12787	n.a.	12787
MSQ-EXPO	23.4	25.4	1	16	14411	1101	1076	0	1076	25	0	25	13310	24	24	n.a.	0	1	P	3497	n.a.	3497
MTS	14.10	16.10	1	4	155	155	107	0	107	48	0	48	0	15	15	n.a.	0	1	T	together with GASTRO-TECH		
OPTEXPO	21.4	23.4	1	23	175	175	159	16	175	0	0	0	0	15	14	n.a.	1	2	P	together with REH-MED		
PIGEON	11.12	12.12	1	3	4648	1896	1896	0	1896	0	0	0	2752	172	172	n.a.	0	1	P	2163	n.a.	2163
PLASTPOL*	25.5	28.5	1	17	10202	10202	5794	4150	9944	227	31	258	0	680	327	n.a.	353	30	T	16772	n.a.	16772
PNEUMATICON	3.3	5.3	1	19	459	419	401	18	419	0	0	0	40	43	39	n.a.	4	5	T	together with ENEX		

AUDITED BY CENTREX *UFI APPROVED EVENT

Event title	Opening date	Closing date	Frequency (Years)	Industry category UFI	Space									Exhibitors					Visitors					
					Total net space	Contracted space						Special show area	Exhibitors total	Domestic exhibitors		Foreign exhibitors	Countries	Admission for Trade/ Public	Number of visitors		Number of visits			
						Total	Indoor domestic	Indoor foreign	Indoor total	Outdoor domestic	Outdoor foreign			Outdoor total	There of multi-national companies				Foreign	Foreign				
																						Foreign	Foreign	
KIELCE (PL)																						Kielce Trade Fairs		
REH-MED	21.4	23.4	1	22	1166	1148	1148	0	1148	0	0	0	18	80	80	n.a.	0	1	T	2668	n.a.	2668		
ROTRA	20.10	22.10	1	26	585	585	529	5	535	50	0	50	0	28	27	n.a.	1	2	T	2281	n.a.	2281		
SACROEXPO	14.6	15.6	1	4	1036	3692	3197	409	3606	86	0	86	344	284	250	n.a.	34	15	T	4827	n.a.	4827		
SHOWEXPO	25.6	27.6	1	3	688	288	231	57	288	0	0	0	400	25	20	n.a.	5	4	P	1044	n.a.	1044		
SPORT (SUMMER)	20.8	22.8	2x	3	7607	6979	6050	235	6285	694	0	694	628	146	139	n.a.	7	8	T	1474	n.a.	1474		
SPORT (WINTER)	24.2	27.2	2x	3	7792	7597	7316	281	7597	0	0	0	195	218	210	n.a.	8	8	T	2397	n.a.	2397		
SPORT-OBJECTS	4.11	5.11	1	5	1158	758	748	0	748	10	0	10	400	25	25	n.a.	0	1	T	together with ALARM				
STOM	23.3	26.3	1	19	2846	2846	2501	333	2834	12	0	12	0	213	116	n.a.	97	21	T	3622	n.a.	3622		
TIL AIRPORT TECHNOLOGY	11.5	14.5	1	5	220	220	193	27	220	0	0	0	0	14	11	n.a.	3	2	T	together with Autostrada				
TIWS	5.10	7.10	1	5	1629	1539	1535	0	1535	4	0	4	90	95	95	n.a.	0	1	T	2438	n.a.	2438		
TRAFFIC EXPO	11.5	14.5	1	5	991	991	577	234	811	180	0	180	0	42	33	n.a.	9	4	T	together with Autostrada				
TRANSEXPO	6.10	8.10	1	26	7816	7816	6129	766	6895	921	0	921	0	153	124	n.a.	29	11	T	4182	n.a.	4182		
VENUS	10.4	11.4	2x	14	689	657	650	4	645	3	0	3	32	80	79	n.a.	1	2	P	together with DOM				
VENUS	5.11	7.11	2x	14	531	501	462	39	501	0	0	0	30	54	50	n.a.	4	4	P	4673	n.a.	4673		
VOYAGER / AGROTRAVEL	9.4	11.4	1	6	2616	2568	2472	96	2568	0	0	0	48	107	101	n.a.	6	6	P	together with DOM				
WEDDING STYLE	5.11	7.11	1	3	1233	923	889	34	923	0	0	0	310	88	83	n.a.	5	3	P	together with VENUS 2				
WELDING	23.3	26.3	1	19	414	414	399	15	414	0	0	0	0	28	25	n.a.	3	3	T	together with STOM				
YOUR 4 WALLS	22.11	24.11	1	15	299	299	289	0	289	10	0	10	0	33	33	n.a.	0	1	P	together with Beautiful Interior				
TOTAL (OF AUDITED FAIRS)					185721	154213	106076	13603	119680	32365	2168	34533	31508	5668	4604		1064			196609	n.a.	196609		
AUDITED BY CENTREX *UFI APPROVED EVENT																								

Event title	Opening date	Closing date	Frequency (Years)	Industry category UFI	Total net space	Space								Exhibitors					Visitors			
						Contracted space							Special show area	Exhibitors total	Domestic exhibitors		Foreign exhibitors	Countries	Admission for Trade/Public	Number of visitors		Number of visits
						Total	Indoor domestic	Indoor foreign	Indoor total	Outdoor domestic	Outdoor foreign	Outdoor total			There of multi-national companies	Foreign				Number of visitors	Foreign	
KIEV (UA)																				Euroindex Ltd.		
INDUSTRIAL COLD 2010 *	2.3	5.3	1	5	1040	900	778	122	900	0	0	0	140	55	48	n.a.	7	6	T	incl.in MARHO		
MARHO 2010	2.3	5.3	1	4	1774	1389	1260	129	1389	0	0	0	358	56	52	n.a.	4	5	T	4918	n.a.	5244
ELCOM UKRAINE 2010 *	13.4	16.4	1	19	6142	5617	3950	1497	5447	170	0	170	525	283	197	n.a.	86	16	T	10944	n.a.	11840
REX 2010. T-REX 2010	28.9	1.10	1	4	2802	2267	2183	66	2249	18	0	18	535	219	215	n.a.	4	4	T	15087	n.a.	17042
SECURITY SYSTEMS AND TOOLS 2010 *	26.10	29.10	1	7	3513	2910	2616	294	2910	0	0	0	603	170	151	n.a.	19	9	T	8090	n.a.	8715
GREENEXPO 2010	26.10	28.10	1	4	1052	548	438	104	542	6	0	6	504	64	52	n.a.	12	8	T	2941	n.a.	3114
TOTAL (OF AUDITED FAIRS)					13623	13631	11225	2212	13437	194	0	194	2665	847	715		132	48		41980		45955

AUDITED UNDER CENTREX SYSTEM. *UFI APPROVED EVENT

KIEV (UA)																				Kyiv International Contract Fair, Ltd.		
INTERAGRO*	3.2	5.2	1	1	21592	20117	15241	3697	18938	1167	12	1179	1475	418	258	n.a.	160	14	T/P	19103	450	19945
KYIV FASHION* / KINDEREX (SPRING)	17.2	20.2	1	25	3348	3047	2148	899	3047	0	0	0	301	231	176	n.a.	55	10	T/P	14964	110	15487
FOOD EXPO UKRAINE* / BAKERY AND CONFECTIONERY INDUSTRY	24.2	26.2	1	2	730	730	691	39	730	0	0	0	0	74	70	n.a.	4	5	T/P	9330	242	9615
PACK FAIR* / FOODTECHMASH	24.2	26.2	1	11	2682	2019	1676	343	2019	0	0	0	663	139	111	n.a.	28	16	T/P	Incl. in Food Expo Ukraine/Bakery and Confectionery Industry		
KIEV INTERNATIONAL FURNITURE FORUM* / MTKT INNOVATION	10.3	13.3	1	12	15065	13858	8809	5049	13858	0	0	0	1207	505	285	n.a.	220	11	T/P	22921	398	24760
INTERBUDEXPO*	23.3	27.3	1	5	15688	14872	12247	1270	13517	1323	32	1355	816	722	638	n.a.	84	15	T/P	41124	475	45747
JEWELLER EXPO UKRAINE* (SPRING)	13.5	16.5	1	24	4895	4447	4316	131	4447	0	0	0	448	237	227	n.a.	10	5	T/P	21289	150	26574
KYIV FASHION* / KINDEREX (AUTUMN)	14.9	17.9	1	25	5323	4813	3379	1434	4813	0	0	0	510	328	248	n.a.	80	13	T/P	10288	100	13428
COMFORT HOUSE	21.9	24.9	1	5	5735	4860	4157	132	4289	571	0	571	875	359	349	n.a.	10	7	T/P	13862	95	14923
DESIGN LIVING TENDENCIES (DLT) / FURNITURE TECHNOLOGIES, COMPONENTS, TEXTILES	6.10	9.10	1	12	8122	7150	5485	1665	7150	0	0	0	972	320	277	n.a.	43	12	T/P	17246	256	18427
INTERNATIONAL FORUM OF RESTAURANT-HOTEL BUSINESS AND CLEANING	9.11	11.11	1	2	4320	3780	3628	149	3777	3	0	3	540	211	199	n.a.	12	7	T/P	11039	145	12052
JEWELLER EXPO UKRAINE* (AUTUMN)	18.11	21.11	1	24	6519	5459	5175	274	5449	0	0	0	1070	295	278	n.a.	17	6	T/P	25613	274	30906
TOTAL (OF AUDITED FAIRS)					94019	85142	66952	15082	82034	3064	44	3108	8877	3839	3116	n.a.	723			206779	2695	231864

AUDITED UNDER CENTREX SYSTEM. *UFI APPROVED EVENT

Event title	Opening date	Closing date	Frequency (Years)	Industry category UFI	Total net space	Space								Exhibitors					Visitors			
						Contracted space							Special show area	Exhibitors total	Domestic exhibitors		Foreign exhibitors	Countries	Admission for Trade/Public	Number of visitors		Number of visits
						Total	Indoor domestic	Indoor foreign	Indoor total	Outdoor domestic	Outdoor foreign	Outdoor total			There of multi-national companies	Foreign				Foreign		
LVIV (UA) Gal-EXPO JSC.																						
DENTAL UKRAINE	28.10	30.10	1	22	1628	1578	1509	69	1578	0	0	0	50	111	95	n.a.	16	8	T	4571	n.a.	4571
WOODPROCESSING	25.5	29.5	1	12	1284	1234	657	149	806	413	15	428	50	133	116	n.a.	17	11	T	4483	n.a.	4483
TOTAL (OF AUDITED FAIRS)					2912	2812	2166	218	2384	413	15	428	100	244	211		33			9054		9054

AUDITED BY CENTREX

NITRA (SK) Agrokomplex – Výstavníctvo Nitra, š. p.																						
WEDDING FROM A-Z	13.2	14.2	1	13	356	356	324	32	356	0	0	0	0	39	36	n.a.	3	2	T/P	2303	0	2303
FURNITURE AND LIVING	9.3	13.3	1	12	21484	20993	16125	2540	18665	1961	307	2268	551	383	318	n.a.	65	8	T/P	58460	1754	58460
FISHERMEN 'S WEEKEND	26.3	28.3	1	3	317	287	278	0	278	39	0	39	0	12	12	n.a.	0	1	T/P	5635	0	5635
GARDENIA	22.4	25.4	1	3	4466	2058	321	92	413	1481	162	1643	2410	155	145	n.a.	10	4	T/P	38945	778	38945
YOUNG CREATOR	22.4	25.4	1	3	2545	1345	1312	33	1345	0	0	0	1200	98	95	n.a.	3	2	T/P	incl.in Gardenia		
EVERYTHING FOR A CHILD	23.4	25.4	1	3	455	305	174	19	193	112	0	112	150	43	41	n.a.	2	2	T/P	incl.in Gardenia		
INTERNATIONAL ENGINEERING TRADE FAIR*	25.5	28.5	1	19	11454	10731	6682	2506	9188	1292	251	1543	723	487	272	n.a.	215	16	T/P	13816	691	13916
AGROKOMPLEX*	19.8	22.8	1	1	13534	9613	2050	308	2358	6229	1026	7255	3921	283	238	n.a.	45	7	T/P	55275	1105	55275
TRADING MARKETS	19.8	22.8	1	27	1192	1192	588	64	652	531	9	540	0	89	80	n.a.	9	2	T/P	incl.in Agrokomplex		
COOPEXPO	19.8	22.8	1	27	800	698	564	134	698	98	4	102	0	33	28	n.a.	5	3	T/P	incl.in Agrokomplex		
LIGNUMEXPO - FOREST	5.10	8.10	2	1	6397	6587	2359	995	3354	1892	801	2693	350	143	89	n.a.	54	5	T/P	10919	33	10919
TOTAL (OF AUDITED FAIRS)					63000	53809	30777	6723	37500	13635	2560	16195	9305	1765	1354		411			185353	4361	185353

AUDITED UNDER CENTREX SYSTEM. *UFI APPROVED EVENT

Event title	Opening date	Closing date	Frequency (Years)	Industry category UFI	Total net space	Space								Exhibitors					Visitors			
						Total	Contracted space						Special show area	Exhibitors total	Domestic exhibitors		Foreign exhibitors	Countries	Admission for Trade/Public	Number of visitors		Number of visits
							Indoor domestic	Indoor foreign	Indoor total	Outdoor domestic	Outdoor foreign	Outdoor total			There of multi-national companies	Foreign				Foreign	Number of visits	
OSTRAVA (CZ)						Ostravské výstavy A. S.																
ROOFS AND ISOLATIONS, BUILDING OF OSTRAVA AND ELEVATORS, LIFTING ENGINEERING	17.2	20.2	1	5	2774	2442	2169	21	2190	252	0	252	332	156	155	n.a.	1	2	T/P	7205	n.a.	7205
HOLIDAY AND REGION	12.3	14.3	1	3	1732	1501	1213	103	1316	185	0	185	231	122	120	n.a.	2	2	P	8012	n.a.	8012
BRIDE	12.3	14.3	1	3	916	746	746	0	746	0	0	0	170	71	71	n.a.	0	1	P	incl. in Holiday		
SPORT, HEALTH, MOTION	30.4	2.5	1	3	6085	579	541	0	541	38	0	38	5506	65	65	n.a.	0	1	P	1993	n.a.	1993
INDENT	20.5	22.5	1	22	2161	870	761	109	870	0	0	0	1291	56	51	n.a.	5	5	T	1886	n.a.	1886
LIVING GARDEN	10.9	12.9	1	3	2774	2058	1892	57	1835	203	20	223	716	50	42	n.a.	8	3	P	6431	n.a.	6431
HOUSE AND FLAT	14.10	17.10	1	5	2859	1439	1377	18	1395	44	0	44	1420	102	100	n.a.	2	3	P	6737	n.a.	6737
GASTRO FESTIVAL OSTRAVA	18.11	20.11	1	2	3755	1000	914	0	914	86	0	86	2755	82	82	n.a.	0	1	P	9748	n.a.	9748
APPRENTICE, STUDENTS OF SECONDARY SCHOOL AND UNIVERSITY, PEDAGOGY, FOR TECH 2010	3.12	4.12	1	8	783	783	771	12	783	0	0	0	0	99	97	n.a.	2	2	P	not monitored		
HEALTH MAGIC	3.12	4.12	1	3	549	264	260	4	264	0	0	0	285	60	59	n.a.	1	2	P			
TOTAL (OF AUDITED FAIRS)					24388	116682	10644	324	10854	808	20	828	12706	863	842		21			42012	n.a.	42012
AUDITED UNDER CENTREX SYSTEM.																						
PLOVDIV (BG)						International Plovdiv Fair																
AGRA*	23.2	27.2	1	1	7394	7394	3612	1217	4829	2373	192	2565	0	377	289	0	88	17	T/P	26606	12%	27106
INTERNATIONAL TECHNICAL FAIR*	27.9	2.10	1	19	34415	33600	10153	4118	14271	18063	1206	19329	815	916	635	0	281	27	T/P	52028	10%	52449
FOODTECH*	11.5	16.5	1	2	1363	1022	800	130	930	62	30	92	341	83	67	0	16	7	T/P	together with International Consumer Goods		
MEDICUS DENTO GALENIA*	21.10	24.10	1	22	1559	1559	1553	6	1559	0	0	0	0	93	91	1	2	3	T	3480	115	4154
INTERNATIONAL CONSUMER GOODS*	11.5	16.5	1	27	2875	2791	1768	449	2217	550	24	574	84	214	194	0	20	10	T/P	8837	n.a.	8922
VINARIA*	14.3	17.3	1	2	3427	3163	2502	490	2992	171	0	171	264	211	116	1	95	9	T/P	7085	10%	7502
TOTAL (OF AUDITED FAIRS)					51033	49529	20388	6410	26798	21219	1452	22731	1504	1894	1392	2	502		0	98036		100133
AUDITED BY CENTREX *UFI APPROVED EVENT																						

Event title	Opening date	Closing date	Frequency (Years)	Industry category UFI	Space									Exhibitors					Visitors			
					Total net space	Contracted space							Special show area	Exhibitors total	Domestic exhibitors		Foreign exhibitors	Countries	Admission for Trade/Public	Number of visitors		Number of visits
						Total	Indoor domestic	Indoor foreign	Indoor total	Outdoor domestic	Outdoor foreign	Outdoor total			There of multi-national companies	Foreign				Foreign		
POZNAN (PL) Poznan International Fair																						
AGROPARK ¹	29.5	30.5	1	1	3476	3336	332	0	332	3004	0	3004	140	95	95	n.a.	0	1	T/P	3127	n.a.	3127
AKTYWNI 50+	25.9	26.9	1	3	1062	632	632	0	632	0	0	0	430	65	65	n.a.	0	1	P	1468	n.a.	1468
AQUA-ZOO	29.1	31.1	1	3	742	592	592	0	592	0	0	0	150	23	23	n.a.	0	1	P	together with Fishing Fair		
ARENA DESIGN	27.5	30.5	1	12	6365	1680	1657	23	1680	0	0	0	4685	78	72	n.a.	6	4	T/P	together with Home Decor		
ART FESTIVAL	3.12	5.12	1	3	2271	2271	2229	42	2271	0	0	0	0	396	987	n.a.	9	7	P	12915	n.a.	12915
AUTOMA	18.5	20.5	1	19	665	665	645	0	645	20	0	20	0	27	27	n.a.	0	1	T	together with GREENPOWER		
BODY STYLE (AUTUMN)	31.8	2.9	2x	25	126	126	126	0	126	0	0	0	0	6	6	n.a.	0	1	T	together with Next Season Autumn		
BODY-STYLE	2.3	4.3	2x	25	272	242	206	36	242	0	0	0	30	13	11	n.a.	2	3	T	together with Next Season Spring		
BTS* (AUTUMN)	31.8	2.9	2x	25	813	813	502	311	813	0	0	0	0	53	42	n.a.	11	7	T	together with Next Season Autumn		
BTS* (SPRING)	12.5	13.5	2x	25	987	875	625	250	875	0	0	0	112	61	46	n.a.	15	9	T	533	n.a.	533
BUDMA*	19.1	22.1	1	5	25446	25446	19230	5288	24518	687	61	928	0	928	650	n.a.	278	29	T/P	41313	n.a.	41313
BUMASZ*	19.1	22.1	2	5	5014	5014	3395	698	4093	898	23	921	0	118	82	n.a.	38	14	T	together with BUDMA		
CAVALIADA	10.12	12.12	1	3	1536	1536	1468	68	1536	0	0	0	0	70	64	n.a.	6	5	P	6853	n.a.	6853
CBS	19.1	22.1	1	5	2966	2816	2518	200	2718	98	0	98	150	92	80	n.a.	12	8	T	together with BUDMA		
DREMA*	13.4	16.4	1	12	18573	18473	13902	2204	16106	2157	210	2367	100	357	248	n.a.	109	17	T	17071	n.a.	17071
DREMOSILESIA-MEBELTECHEXPO ²	1.10	3.10	1	12	1702	1602	1305	297	1602	0	0	0	100	59	51	n.a.	8	5	T	1419	n.a.	1419
EDUCATION FAIR	19.2	21.2	1	8	4442	3779	3638	114	3752	27	0	27	663	488	471	n.a.	17	12	P	37025	n.a.	37025
EKO-LAS ³	9.9	11.9	1	1	51342	51342	144	15	159	45995	5188	51183	0	110	92	n.a.	18	5	T	4699	n.a.	4699
EPLA	2.2	4.2	2	17	457	457	430	27	457	0	0	0	0	25	23	n.a.	2	3	T	1048	n.a.	1048
EURO-REKLAMA	10.3	12.3	2	4	3998	3758	3457	205	3662	96	0	96	240	141	128	n.a.	13	7	T	together with Media-Expo		
EURO-RZEPAK ⁴	19.6	20.6	1	1	287	287	0	0	0	287	0	287	0	16	16	n.a.	0	1	T/P		n.a.	
EXPOPOWER	18.5	20.5	1	19	3877	3877	3445	66	3511	366	0	366	0	182	174	n.a.	8	7	T	together with GREENPOWER		
FAST FASHION	31.8	2.9	2x	25	314	314	118	196	314	0	0	0	0	20	8	n.a.	12	9	T	together with Next Season Autumn		

AUDITED BY CENTREX *UFI APPROVED EVENT

Event title	Opening date	Closing date	Frequency (Years)	Industry category UFI	Total net space	Space								Exhibitors					Visitors			
						Contracted space							Special show area	Exhibitors total	Domestic exhibitors		Foreign exhibitors	Countries	Admission for Trade/Public	Number of visitors		
						Total	Indoor domestic	Indoor foreign	Indoor total	Outdoor domestic	Outdoor foreign	Outdoor total			There of multi-national companies	Foreign				Number of visits		
POZNAN (PL) Poznan International Fair																						
FISHING FAIR	7.5	9.5	1	3	7163	2354	2231	109	2340	14		14	4803	70	65	n.a.	5	4	P	3532	n.a.	3532
FIT-EXPO	13.4	16.4	1	12	5861	5559	4711	848	5559	0	0	0	302	177	128	n.a.	49	19	T	together with DREMA		
FURNICA*	26.2	28.2	1	3	6595	5995	5531	421	5952	43	0	43	600	265	523	n.a.	12	4	T/P	18002	n.a.	18002
GARDENIA	13.9	16.9	1	2	2272	2272	2162	76	2238	34	0	34	0	44	41	n.a.	3	3	T	together with Polagra Food		
GASTRO TRENDY	13.9	16.9	1	2	2272	2272	2162	76	2238	34	0	34	0	44	41	n.a.	3	3	T	together with Polagra Food		
GIFT EXPO ⁵	7.10	10.10	1	13	360	336	288	48	336	0	0	0	24	32	29	n.a.	3	4	T	920	n.a.	920
GLASS FAIR	19.1	22.1	1	5	197	197	93	104	197	0	0	0	0	10	6	n.a.	4	4	T	together with BUDMA		
GMINA	23.11	26.11	1	5	845	845	796	49	845	0	0	0	0	63	60	n.a.	3	4	T	together with Poleko		
GREENPOWER	18.5	20.5	1	19	1236	1236	1015	24	1039	197	0	197	0	71	65	n.a.	6	5	T	6746	n.a.	6746
HOBBY	23.10	24.10	1	3	6081	6081	6063	18	6081	0	0	0	0	215	210	n.a.	5	3	P	together with Tour Salon		
HOME DECOR*	26.5	28.5	1	12	5615	5263	4255	886	5141	122	0	122	352	173	135	n.a.	38	14	T/P	5947	n.a.	5947
INSTALACJE/KOMINKI	26.4	29.4	1	5	13141	13125	10555	1970	12525	587	13	600	16	423	349	n.a.	74	21	T	together with Securex		
INTERMASZ*	2.3	4.3	2	25	1339	1259	1089	170	1259	0	0	0	80	43	31	n.a.	13	6	T	together with Next Season Spring		
INVEST HOTEL	20.10	23.10	1	2	3323	3145	3021	124	3145	0	0	0	178	172	162	n.a.	10	6	T	together with Tour Salon		
ITM*	8.6	11.6	1	19	19042	18638	13498	4818	18316	322	0	322	404	682	428	n.a.	254	24	T	11693	n.a.	11693
KAMIEN-STONE	10.11	13.11	1	5	9028	9028	4859	3856	8715	310	3	313	0	323	138	n.a.	185	20	T	6503	n.a.	6503
KOMTECHNIKA	23.11	26.11	1	5	5435	3955	3330	73	3403	552	0	552	1480	60	57	n.a.	3	3	T	together with Poleko		
LOOK & BEAUTY VISION	20.3	21.3	1	14	5630	3948	3816	132	3948	0	0	0	1682	198	190	n.a.	8	7	T/P	12415	n.a.	12415
MEBLE POLSKA	16.2	19.2	1	12	7677	7657	7199	458	7657	0	0	0	20	118	109	n.a.	9	10	T/P	5461	n.a.	5461
MOTOR SHOW	19.3	21.3	1	16	23486	13364	13139	225	13364	0	0	0	10122	35	34	n.a.	1	2	T/P	31650	n.a.	31650
NATIONAL ANIMAL BREEDING	1.10	3.10	1	1	9501	7118	7011	12	7023	95	0	95	2383	476	475	n.a.	1	2	T	9433	n.a.	9433
NECROPOLIS EXPO	8.10	10.10	1	4	846	714	490	224	714	0	0	0	132	35	29	n.a.	6	4	T	770	n.a.	770
NEXT SEASON (AUTUMN)	31.8	2.9	2x	25	4776	4597	3570	1027	4597	0	0	0	179	148	111	n.a.	37	12	T	3423	n.a.	3423


AUDITED BY CENTREX *UFI APPROVED EVENT

Event title	Opening date	Closing date	Frequency (Years)	Industry category UFI	Space									Exhibitors					Visitors			
					Total net space	Contracted space						Special show area	Exhibitors total	Domestic exhibitors		Foreign exhibitors	Countries	Admission for Trade/Public	Number of visitors			
						Total	Indoor domestic	Indoor foreign	Indoor total	Outdoor domestic	Outdoor foreign			Outdoor total	There of multi-national companies				Foreign	Number of visits		
POZNAN (PL) Poznan International Fair																						
NEXT SEASON SPRING	2.3	4.3	2x	25	5651	5621	4391	1230	5621	0	0	0	30	178	133	n.a.	45	11	T	4761	n.a.	4761
ON / OFF ⁵	22.10	24.10	1	3	2371	1821	1757	64	1821	0	0	0	550	42	36	n.a.	6	5	P	6711	n.a.	6711
OPTYKA (AUTUMN)	26.11	27.11	2x	23	1855	1755	1496	259	1755	0	0	0	100	107	93	n.a.	14	8	T	1696	n.a.	1696
POLAGRA FOOD*	13.9	16.9	1	2	5057	5057	4106	832	4938	49	70	119	0	288	227	n.a.	61	24	T	33491	n.a.	33491
POLAGRA PREMIERY	11.2	14.2	1	1	28534	28534	23282	1147	24429	3965	140	4105	0	199	182	n.a.	17	10	T/P	18002	n.a.	18002
POLAGRA TECH*	13.9	16.9	1	1	14480	14480	13128	983	14111	312	57	369	0	294	217	n.a.	77	19	T	together with Polagra Food		
POLEKO*	23.11	26.11	1	10	11324	10915	8714	1708	10422	463	30	493	409	500	358	n.a.	142	19	T	14706	n.a.	14706
POZNAN MEDIA EXPO	10.3	12.3	2	4	1273	1065	1017	48	1065	0	0	0	208	30	27	n.a.	3	3	T	4809	n.a.	4809
POZNAN OPTICAL SALON (SPRING)	26.3	27.3	2x	23	550	550	550	0	550	0	0	0	0	63	62	n.a.	1	2	T	358	n.a.	358
PRO-HORTI	11.2	14.2	1	1	560	490	460	30	490	0	0	0	70	17	14	n.a.	3	4	T/P	together with Polagra Premiery		
ROLTECHNIKA ⁶	28.8	29.8	1	1	6575	1565	0	0	0	1575	0	1575	5000	24	24	n.a.	0	1	P	13618	n.a.	13618
SAKRALIA	8.11	10.11	1	4	714	714	704	0	704	10	0	10	0	71	71	n.a.	0	1	T	826	n.a.	826
SALMED*	10.3	12.3	2	22	4733	4733	4191	542	4733	0	0	0	0	266	219	n.a.	47	16	T	5038	n.a.	5038
SAWO	26.4	29.4	1	7	5678	5678	2552	1109	3661	2017	0	2017	0	205	148	n.a.	57	20	T	together with Securex		
SECUREX*	26.4	29.4	2	7	5426	5426	4716	710	5426	0	0	0	0	234	184	n.a.	50	14	T	25591	n.a.	25591
TAROPAK*	13.9	16.9	2	11	14709	14709	9305	2784	12089	2620	0	2620	0	537	347	n.a.	190	29	T	together with Polagra Food		
TEX-STYLE*/FAST FASHION	2.3	4.3	2x	25	907	710	345	357	702	8	8	0	197	78	48	n.a.	30	10	T	together with Next Season Spring		
TOUR SALON*	20.10	23.10	1	6	8852	8178	5840	1939	7779	399	0	399	674	748	541	n.a.	207	41	T/P	23400	n.a.	23400
WODOCIAGI	26.4	29.4	1	5	1071	1071	1059	12	1071	0	0	0	0	40	38	n.a.	2	3	T	together with Securex		
TOTAL (OF AUDITED FAIRS)					396549	359738	246974	39470	286444	67509	5803	73296	36795	11185	8941		2246			403107		403107

AUDITED BY CENTREX *UFI APPROVED EVENT 1-LUBLIN 2-KATOWICE 3-SWIEBODZIN 4-LOSIÓW 5-WARSZAWA 6-LESZNO-WILKOWICE

TRENCIN (SK) EXPO Center a.s.																						
BEAUTY FORUM SLOVAKIA	11.3	13.3	1	14	3596	2452	2042	402	2444	8	0	8	1144	128	95	0	33	6	P	9092	9	9092
AQUA	21.9	23.9	1	10	2555	2066	1272	430	1702	242	122	364	489	86	55	0	31	4	T	1413	31	1413
ELO SYS	5.10	8.10	1	18	6195	5750	4507	1164	5671	67	12	79	445	269	188	0	81	11	T	8692	41	8692
TOTAL (OF AUDITED FAIRS)					12346	10268	7821	1996	9817	317	134	451	2078	483	338	0	145	21		19197	81	19197

AUDITED UNDER CENTREX SYSTEM



**CENTRAL EASTERN EUROPEAN
EXHIBITION STATISTICS**

2010

OF THE MEMBERS OF
THE POLISH CHAMBER OF
EXHIBITION INDUSTRY
AND AS GUEST:

JADRANSKI SAJAM,
BUDVA, MONTENEGRO

City/Event title	Opening date	Closing date	Frequency	Industry category UFI	Net space									Exhibitors				Visitors			Organised by (code)	
					Total	Space contracted						Special show area	Total	Domestic	Foreign	Countries	Admission for Trade/Public	Number of visitors	Foreign			
						Total	Indoor domestic	Indoor foreign	Indoor total	Outdoor domestic	Outdoor foreign									Outdoor total		
BIELSKO BIALA (PL)																						
ENERGETAB	14.9	16.9	1	18	15974	15974	10541	586	11127	4686	161	4867	0	635	585	50	16	T	1928	172	1	
REKREACJA	8.10	10.10	1	6	692	492	456	36	492	0	0	0	200	58	56	2	3	P	458	n.a.	1	
BYDGOSZCZ (PL)																						
REAL ESTATE AUTUMN	6.11	7.11	1	15	373	373	373	0	373	0	0	0	0	51	51	0	1	P	free entry	n.a.	3	
REAL ESTATE SPRING	8.5	9.5	1	15	350	350	350	0	350	0	0	0	0	46	46	0	1	P	free entry	n.a.	3	
GDANSK (PL)																						
AMBERIF	10.3	13.3	1	24	5310	5010	4137	873	5010	0	0	0	300	437	366	71	15	T	6134	933	4	
AMBERMART	9.9	11.9	1	24	1152	1152	858	294	1152	0	0	0	0	119	99	20	4	T/P	2579	n.a.	4	
BALTDENTICA	11.6	12.6	1	22	816	816	816	0	816	0	0	0	0	78	78	0	1	T	1457	n.a.	5	
BALTIC MILITARY FAIR	23.6	25.6	2	7	2808	2488	1457	499	1956	532	0	532	320	124	97	27	13	T	3952	n.a.	4	
BALPIEK	17.2	19.2	1	2	1520	871	850	21	871	0	0	0	649	64	62	2	2	T	3374	n.a.	4	
BEAUTY	2.10	3.10	1	14	1626	963	901	60	961	2	0	2	663	107	106	1	2	P	6257	n.a.	4	
CIEPLY BALTYK	17.2	19.2	1	2	631	424	412	0	412	12	0	12	207	33	33	0	1	T	together with Baltpiek	n.a.	4	
DAIRY REVIEW	12.5	14.5	2	2	725	595	580	15	595	0	0	0	130	41	40	1	2	P	free entry	n.a.	4	
GASTROEXPO	17.2	19.2	1	2	578	528	504	24	528	0	0	0	50	43	42	1	2	T	together with Baltpiek	n.a.	4	
GDANSK TRAVEL SHOW (GTT)	7.5	9.5	1	6	2367	1439	1215	115	1330	109	0	109	928	238	223	15	8	P	9146	n.a.	4	
KAJAK EXPO	7.5	9.5	1	6	486	331	331	0	331	0	0	0	155	15	15	0	1	P	together with GTT	n.a.	4	
PIGEON	23.10	24.10	1	3	1190	368	291	72	363	5	0	5	825	45	37	8	3	P	2344	n.a.	4	
TECHNICON/INNOWACJE	13.10	14.10	1	19	855	665	653	12	665	0	0	0	190	59	58	1	2	T	2487	n.a.	4	
GDYNIA (PL)																						
WIND AND WATER	5.8	8.8	1	3	2513	2344	381	36	417	1927	0	1927	169	114	110	4	3	P	10537	n.a.	8	
KATOWICE (PL)																						
AUTOSALON/AUTOSERWIS	8.10	10.10	1	16	10926	1016	892	24	916	100	0	100	9910	67	66	1	2	P	3903	n.a.	9	
DREMOSILESIA-MEBELTECHEXPO	1.10	3.10	1	12	1702	1602	1305	297	1602	0	0	0	100	59	51	8	5	T	1419	n.a.	10(with9)	
FLOWERTARG	23.4	25.4	1	3	438	438	180	15	195	243	0	243	0	32	31	1	2	P	together with Targbud	n.a.	9	

City/Event title	Opening date	Closing date	Frequency	Industry category UFI	Net space									Exhibitors				Visitors			Organised by (code)	
					Total	Space contracted						Special show area	Total	Domestic	Foreign	Countries	Admission for Trade/Public	Number of visitors	Foreign			
						Total	Indoor domestic	Indoor foreign	Indoor total	Outdoor domestic	Outdoor foreign									Outdoor total		
KATOWICE (PL)																						
GLOB	26.3	28.3	1	6	2637	1701	1302	237	1539	162	0	162	936	206	174	32	14	P	4991	n.a.	9	
GOLAB /PIGEON	11.11	12.11	1	3	2532	32	28	0	28	4	0	4	2500	9	9	0	1	P	free entry	n.a.	9	
HPS	19.10	21.10	2	19	2633	2501	2235	213	2448	53	0	53	132	145	112	33	13	T	1534	n.a.	9	
INTERECO-ECODOM	23.4	25.4	1	5	372	240	88	0	88	152	0	152	132	21	21	0	1	P	together with Targbud	n.a.	9	
OPTON	12.5	14.5	1	23	397	237	231	6	231	0	0	0	160	22	21	1	2	T	218	n.a.	9	
SILESIA DENTAL	22.1	23.1	1	22	342	342	342	0	342	0	0	0	0	50	50	0	1	T	286	n.a.	2	
SWEETTARG	10.3	12.3	1	2	1066	1066	1066	0	1066	0	0	0	0	40	40	0	1	P	865	n.a.	9	
TARGBUD	23.4	25.4	1	5	999	999	770	17	787	212	0	212	0	84	82	2	3	P	3673	n.a.	9	
KIELCE (PL)																						
AGROTECH	12.3	14.3	1	1	27075	27075	21889	1012	22901	4091	83	4174	0	456	435	21	17	T/P	41447	n.a.	11	
ALARM	4.11	5.11	1	7	1057	657	657	0	657	0	0	0	400	24	24	0	1	T	1650	n.a.	11	
ALUMINIUM & NON-FERMET	28.9	30.9	1	19	274	274	175	99	274	0	0	0	0	24	12	12	7	T	together with METAL	n.a.	11	
AUTOSTRADA-POLSKA	11.5	14.5	1	5	22064	21113	6805	1222	8027	1193	1093	13086	951	482	413	69	20	T	20253	n.a.	11	
BEAUTIFUL INTERIOR	22.11	24.11	1	12	955	955	702	0	702	253	0	253	0	75	75	0	1	P	4954	n.a.	11	
BIKE-EXPO KIELCE	15.10	17.10	1	3	2894	2526	2114	412	5226	0	0	0	368	63	57	6	6	P	3156	n.a.	11	
CHILDREN'S TIME	23.4	25.4	1	13	3130	1786	1299	100	1399	387	0	387	1344	89	85	4	3	P	8330	n.a.	11	
CONTROL-STOM	23.3	26.3	1	19	205	205	167	38	205	0	0	0	0	20	9	11	7	T	together with STOM	n.a.	11	
CONTROL-TECH	28.9	30.9	1	19	317	317	292	25	317	0	0	0	0	40	30	10	9	T	together with METAL	n.a.	11	
DOM	9.4	11.4	1	5	4622	4622	3083	0	3083	1539	0	1539	0	223	223	0	1	P	19117	n.a.	11	
EDUKACJA	17.3	19.3	1	8	2679	2174	2154	12	2166	8	0	8	505	163	162	1	2	P	10832	n.a.	11	
EKOTECH	3.3	5.3	1	10	619	619	577	21	598	21	0	21	0	38	29	9	6	T	together with ENEX	n.a.	11	
ENEX, ENEX NOWA ENERGIA	3.3	5.3	1	9	2322	1982	1813	125	1938	44	0	44	340	160	139	21	6	T	6007	n.a.	11	
EURO-LIFT	20.10	22.10	1	26	1968	1968	1255	713	1968	0	0	0	0	106	59	47	14	T	together with ROTRA	n.a.	11	
EXPOSITIO	14.6	15.6	1	4	452	166	143	23	166	0	0	0	286	28	26	2	3	T	3903	n.a.	11	
EXPO-SURFACE	23.3	26.3	1	19	449	348	327	21	348	0	0	0	101	32	30	2	3	T	together with STOM	n.a.	11	

City/Event title	Opening date	Closing date	Frequency	Industry category UFI	Net space									Exhibitors				Visitors			Organised by (code)
					Total	Space contracted						Special show area	Total	Domestic	Foreign	Countries	Admission for Trade/Public	Number of visitors	Foreign		
						Total	Indoor domestic	Indoor foreign	Indoor total	Outdoor domestic	Outdoor foreign									Outdoor total	
GARDEN & YOU	9.4	11.4	1	3	1951	1951	230	0	230	1721	0	1721	0	61	61	0	1	P	together with DOM	n.a.	11
GASTRO-TECH/DRINK-PLUS	14.10	16.10	1	2	618	528	528	0	528	0	0	0	90	34	34	0	1	T	1728	n.a.	11
GLASS-TECH	9.4	11.4	1	5	116	116	110	6	116	0	0	0	0	11	10	1	2	P	together with DOM	n.a.	11
INTERKAMIEN	9.4	11.4	1	5	441	441	432	9	441	0	0	0	0	38	87	1	2	P	together with DOM	n.a.	11
INTERNATIONAL DOG SHOW	13.11	14.11	1	3	8007	364	364	0	364	0	0	0	7643	33	33	0	1	P	5252	n.a.	11
JOB FAIR	29.3	29.3	1	8	485	485	485	0	485	0	0	0	0	69	69	0	1	P	1001	n.a.	11
JOB, CAREER, DEVELOPMENT	8.3	8.3	1	8	56	56	56	0	56	0	0	0	0	13	13	0	1	P	1514	n.a.	11
KIELCE BUSINESS FASHION	5.11	7.11	1	25	112	112	94	12	106	0	6	6	0	14	11	3	3	P	together with VENUS 2	n.a.	11
LAS-EXPO	12.3	14.3	1	1	1465	1465	544	0	544	921	0	921	0	36	36	0	1	T/P	together with AGROTECH	n.a.	11
LOG-EXPO	20.10	22.10	1	26	149	149	132	17	149	0	0	0	0	15	13	2	3	T	together with ROTRA	n.a.	11
LOGISTYKA	6.9	9.9	1	26	1339	1339	1173	55	1228	111	0	111	0	52	45	7	7	T	together with MSPO	n.a.	11
MASZBUD	11.5	14.5	1	5	5691	4808	689	467	1156	3342	310	3652	883	111	73	38	13	T	together with Autostrada	n.a.	11
METAL*	28.9	30.9	1	19	2886	2886	2391	487	2878	8	0	8	0	248	110	138	20	T	2640	n.a.	11
MSPO*	6.9	9.9	1	7	18957	18957	10648	2008	12656	5656	645	6301	0	248	159	89	25	T	12787	n.a.	11
MSQ-EXPO	23.4	25.4	1	16	14411	1101	1076	0	1076	25	0	25	13310	24	24	0	1	P	3497	n.a.	11
MTS	14.10	16.10	1	4	155	155	107	0	107	48	0	48	0	15	15	0	1	T	together with GASTRO-TECH	n.a.	11
OPTEXPO	21.4	23.4	1	23	175	175	159	16	175	0	0	0	0	15	14	1	2	T	together with REH-MED	n.a.	11
PIGEON	11.12	12.12	1	3	4648	1896	1896	0	1896	0	0	0	2752	172	172	0	1	P	2163	n.a.	11
PLASTPOL*	25.5	28.5	1	17	10202	10202	5794	4150	9944	227	31	258	0	680	327	353	30	T	16772	n.a.	11
PNEUMATICON	3.3	5.3	1	19	459	419	401	18	419	0	0	0	40	43	39	4	5	T	together with ENEX	n.a.	11
REH-MED	21.4	23.4	1	22	1166	1148	1148	0	1148	0	0	0	18	80	80	0	1	T	2668	n.a.	11
ROTRA	20.10	22.10	1	26	585	585	529	5	535	50	0	50	0	28	27	1	2	T	2281	n.a.	11
SACROEXPO	14.6	15.6	1	4	1036	3692	3197	409	3606	86	0	86	344	284	250	34	15	T	4827	n.a.	11
SHOWEXPO	25.6	27.6	1	3	688	288	231	57	288	0	0	0	400	25	20	5	4	P	1044	n.a.	11
SPORT (SUMMER)	20.8	22.8	2x	3	7607	6979	6050	235	6285	694	0	694	628	146	139	7	8	T	1474	n.a.	11

City/Event title	Opening date	Closing date	Frequency	Industry category UFI	Net space									Exhibitors				Visitors			Organised by (code)	
					Total	Space contracted						Special show area	Total	Domestic	Foreign	Countries	Admission for Trade/Public	Number of visitors	Foreign			
						Total	Indoor domestic	Indoor foreign	Indoor total	Outdoor domestic	Outdoor foreign									Outdoor total		
KIELCE (PL)																						
SPORT (WINTER)	24.2	27.2	2x	3	7792	7597	7316	281	7597	0	0	0	195	218	210	8	8	T	2397	n.a.	11	
SPORT-OBJECTS	4.11	5.11	1	5	1158	758	748	0	748	10	0	10	400	25	25	0	1	T	together with ALARM	n.a.	11	
STOM	23.3	26.3	1	19	2846	2846	2501	333	2834	12	0	12	0	213	116	97	21	T	3622	n.a.	11	
TIL AIRPORT TECHNOLOGY	11.5	14.5	1	5	220	220	193	27	220	0	0	0	0	14	11	3	2	T	together with Autostrada	n.a.	11	
TIWS	5.10	7.10	1	5	1629	1539	1535	0	1535	4	0	4	90	95	95	0	1	T	2438	n.a.	11	
TRAFFIC EXPO	11.5	14.5	1	5	991	991	577	234	811	180	0	180	0	42	33	9	4	T	together with Autostrada	n.a.	11	
TRANSEXPO	6.10	8.10	1	26	7816	7816	6129	766	6895	921	0	921	0	153	124	29	11	T	4182	n.a.	11	
VENUS	10.4	11.4	2x	14	689	657	650	4	645	3	0	3	32	80	79	1	2	P	together with DOM	n.a.	11	
VENUS 2	5.11	7.11	2x	14	531	501	462	39	501	0	0	0	30	54	50	4	4	P	4673	n.a.	11	
VOYAGER / AGROTRAVEL	9.4	11.4	1	6	2616	2568	2472	96	2568	0	0	0	48	107	101	6	6	P	together with DOM	n.a.	11	
WEDDING STYLE	5.11	7.11	1	3	1233	923	889	34	923	0	0	0	310	88	83	5	3	P	together with VENUS 2	n.a.	11	
WELDING	23.3	26.3	1	19	414	414	399	15	414	0	0	0	0	28	25	3	3	T	together with STOM	n.a.	11	
YOUR 4 WALLS	22.11	24.11	1	15	299	299	289	0	289	10	0	10	0	33	33	0	1	P	together with Beautiful Interior	n.a.	11	
KRAKÓW (PL)																						
BOOK FAIR	4.11	7.11	1	8	3557	3188	3174	14	3188	0	0	0	369	453	450	3	4	P	31557	n.a.	6	
EDU.PL	17.3	19.3	1	8	1449	1225	1159	66	1225	0	0	0	224	196	189	7	8	P	9520	n.a.	6	
ENOEXPO	17.11	19.11	1	2	618	510	294	216	510	0	0	0	108	130	53	77	9	T/P	together with HORECA	n.a.	6	
EUROTOOL/BLACH-TECH-EXPO	13.10	15.10	1	19	4342	4282	3829	323	4152	130	0	130	60	266	213	53	13	T	6521	n.a.	6	
FOOD-TO-GO	18.5	19.5	1	2	823	774	765	9	774	0	0	0	49	67	66	1	2	T	676	n.a.	7	
HORECA/GASTROFOOD	17.11	19.11	1	2	2462	2342	2291	51	2342	0	0	0	120	180	154	26	10	T/P	9706	n.a.	6	
KOMPOZYT-EXPO	25.11	26.11	1	17	716	591	472	38	510	81	0	81	123	66	51	15	10	T	1378	n.a.	6	
KRAKDENT	4.3	6.3	1	22	4917	4067	3938	129	4067	0	0	0	850	270	215	55	18	T	10876	n.a.	6	
MUSIC MEDIA	23.9	25.9	1	21	1625	1337	1124	133	1257	80	0	80	288	58	46	12	3	T	2281	n.a.	6	
SPA & WELLNESS	28.5	29.5	1	3	1002	802	725	77	802	0	0	0	200	80	76	4	5	P	1052	n.a.	6	
SYMAS/MAINTENANCE	1.12	2.12	1	26	798	735	564	171	735	0	0	0	63	72	57	15	8	T	604	3	7	

City/Event title	Opening date	Closing date	Frequency	Industry category UFI	Net space									Exhibitors				Visitors			Organised by (code)	
					Total	Space contracted						Special show area	Total	Domestic	Foreign	Countries	Admission for Trade/Public	Number of visitors	Foreign			
						Total	Indoor domestic	Indoor foreign	Indoor total	Outdoor domestic	Outdoor foreign									Outdoor total		
KRAKÓW (PL)																						
TUNING SHOW	22.5	23.5	1	16	3992	3492	3492	0	3492	0	0	0	500	218	218	0	1	P	7317	n.a.	6	
LESZNO-WILKOWICE (PL)																						
ROLTECHNIKA	28.8	29.8	1	1	6575	1565	0	0	0	1575	0	1575	5000	24	24	0	1	P	13618	n.a.	10	
LÓDZ (PL)																						
DENTEXPO LÓDZ	3.9	4.9	1	22	633	633	624	9	633	0	0	0	0	64	63	1	2	T	1402	n.a.	2	
GAMES AND TOYS	7.10	9.10	1	13	1429	866	779	60	839	27	0	27	563	66	65	1	2	P	4910	n.a.	12	
INTERBUD	11.2	14.2	1	5	6194	5204	4408	24	4432	772	0	772	990	356	354	2	3	P	15673	n.a.	12	
KARDIOLOGIA	20.3	20.3	2x	22	34	34	34	0	34	0	0	0	0	6	6	0	1	T	288	n.a.	12	
KARDIOLOGIA 2	23.10	23.10	2x	22	90	90	90	0	90	0	0	0	0	20	20	0	1	T	605	n.a.	12	
REHABILITACJA	23.9	25.9	1	22	5880	4624	4451	104	4555	69	0	69	1256	256	223	33	11	T/P	8367	n.a.	12	
ROOFING	25.11	26.11	1	5	1164	833	722	51	773	60	0	60	331	47	44	3	3	T	1967	n.a.	12	
VETMEDICA	24.4	25.4	1	3	731	371	305	16	321	50	0	50	360	48	45	3	3	T	652	n.a.	12	
LOSIÓW (PL)																						
EURO-RZEPAK	19.6	20.6	1	1	287	287	0	0	0	287	0	287	0	16	16	0	1	T/P	not monitored	n.a.	10	
LUBLIN (PL)																						
AGROPARK	29.5	30.5	1	1	3476	3336	332	0	332	3004	0	3004	140	95	95	0	1	T/P	3127	n.a.	10 (with 13)	
AUTOSALON	8.5	9.5	1	16	2986	2500	2198	0	2198	302	0	302	486	41	41	0	1	T/P	6293	n.a.	13	
EDEN	15.5	16.5	1	3	1148	1028	1008	20	1028	0	0	0	120	57	56	1	2	P	4020	7	13	
EDUKACJA	9.3	10.2	1	8	798	644	644	0	644	0	0	0	154	116	116	0	1	P	12155	n.a.	13	
ENERGETICS	23.11	25.11	1	9	1485	1239	1224	0	1224	15	0	15	246	107	107	0	1	T	3049	n.a.	13	
JOB FAIR	24.2	24.2	1	8	253	253	174	79	253	0	0	0	0	56	42	14	9	P	5000	n.a.	13	
LUBDOM AUTUMN/FURNISHING	24.9	26.9	2x	5	1221	1221	1071	0	1071	138	12	150	0	114	113	1	2	P	3699	n.a.	13	
LUBDOM SPRING	19.3	21.3	2x	5	3329	3329	2896	0	2896	408	25	433	0	197	196	1	2	T/P	7298	n.a.	13	
LUBMED	20.10	22.10	1	22	1159	609	589	10	599	10	0	10	550	71	68	3	2	T	1234	n.a.	13	
LUBSACRO	16.11	18.11	1	4	776	686	682	4	686	0	0	0	90	74	73	1	2	T	942	n.a.	13	


City/Event title	Opening date	Closing date	Frequency	Industry category UFI	Net space									Exhibitors				Visitors			Organised by (code)	
					Total	Space contracted						Special show area	Total	Domestic	Foreign	Countries	Admission for Trade/Public	Number of visitors	Foreign			
						Total	Indoor domestic	Indoor foreign	Indoor total	Outdoor domestic	Outdoor foreign									Outdoor total		
LUBLIN (PL)																						
LUBTECH	24.4	25.4	1	16	1425	920	799	0	799	121	0	121	505	41	41	0	1	T	1437	n.a.	13	
WEDDING	4.12	5.12	1	3	910	846	812	16	828	18	0	18	64	108	106	2	2	P	2751	18	13	
OSTRÓDA (PL)																						
MTM FURNITURE FAIR (AUTUMN)	6.9	10.9	2x	12	7547	7547	7342	190	7532	15	0	15	0	96	94	2	3	T	11975	1394	14	
MTM FURNITURE FAIR (SPRING)	15.3	19.3	2x	12	8254	8254	7763	491	8254	0	0	0	0	97	92	5	5	T	9207	840	14	
POZNAN (PL)																						
AKTYWNI 50+	25.9	26.9	1	3	1062	632	632	0	632	0	0	0	430	65	65	0	1	P	1468	n.a.	10	
AQUA-ZOO	29.1	31.1	1	3	742	592	592	0	592	0	0	0	150	23	23	0	1	P	together with Fishing Fair	n.a.	10	
ARENA DESIGN	27.5	30.5	1	12	6365	1680	1657	23	1680	0	0	0	4685	78	72	6	4	T/P	together with Home Decor	n.a.	10	
ART FESTIVAL	3.12	5.12	1	3	2271	2271	2229	42	2271	0	0	0	0	396	987	9	7	P	12915	n.a.	10	
AUTOMA	18.5	20.5	1	19	665	665	645	0	645	20	0	20	0	27	27	0	1	T	together with GREENPOWER	n.a.	10	
BOATSHOW	12.11	14.11	1	3	6521	3629	3599	30	3629	0	0	0	2892	171	168	3	4	P	13542	n.a.	12	
BODY STYLE (AUTUMN)	31.8	2.9	2x	25	126	126	126	0	126	0	0	0	0	6	6	0	1	T	together with Next Season Autumn	n.a.	10	
BODY-STYLE	2.3	4.3	2x	25	272	242	206	36	242	0	0	0	30	13	11	2	3	T	together with Next Season Spring	n.a.	10	
BTS* (AUTUMN)	31.8	2.9	2x	25	813	813	502	311	813	0	0	0	0	53	42	11	7	T	together with Next Season Autumn	n.a.	10	
BTS* (SPRING)	12.5	13.5	2x	25	987	875	625	250	875	0	0	0	112	61	46	15	9	T	533	n.a.	10	
BUDMA*	19.1	22.1	1	5	25446	25446	19230	5288	24518	687	61	928	0	928	650	278	29	T/P	41313	n.a.	10	
BUMASZ*	19.1	22.1	2	5	5014	5014	3395	698	4093	898	23	921	0	118	82	38	14	T	together with BUDMA	n.a.	10	
CAVALIADA	10.12	12.12	1	3	1536	1536	1468	68	1536	0	0	0	0	70	64	6	5	P	6853	n.a.	10	
CBS	19.1	22.1	1	5	2966	2816	2518	200	2718	98	0	98	150	92	80	12	8	T	together with BUDMA	n.a.	10	
CEDE	23.9	25.9	1	22	8848	8451	7733	718	8451	0	0	0	397	282	235	47	13	T	13026	n.a.	5	
DREMA*	13.4	16.4	1	12	18573	18473	13902	2204	16106	2157	210	2367	100	357	248	109	17	T	17071	n.a.	10	
EDUCATION FAIR	19.2	21.2	1	8	4442	3779	3638	114	3752	27	0	27	663	488	471	17	12	P	37025	n.a.	10	
EPLA	2.2	4.2	2	17	457	457	430	27	457	0	0	0	0	25	23	2	3	T	1048	n.a.	10	
EURO-REKLAMA	10.3	12.3	2	4	3998	3758	3457	205	3662	96	0	96	240	141	128	13	7	T	together with Media-Expo	n.a.	10	

City/Event title	Opening date	Closing date	Frequency	Industry category UFI	Net space									Exhibitors				Visitors			Organised by (code)
					Total	Space contracted						Special show area	Total	Domestic	Foreign	Countries	Admission for Trade/Public	Number of visitors	Foreign		
						Total	Indoor domestic	Indoor foreign	Indoor total	Outdoor domestic	Outdoor foreign									Outdoor total	
EXPOPOWER	18.5	20.5	1	19	3877	3877	3445	66	3511	366	0	366	0	182	174	8	7	T	together with GREENPOWER	n.a.	10
FAST FASHION	31.8	2.9	2x	25	314	314	118	196	314	0	0	0	0	20	8	12	9	T	together with Next Season Autumn	n.a.	10
FISHING FAIR	29.1	31.1	1	3	47	47	43	4	47	0	0	0	0	8	6	2	3	P	6134	n.a.	10
FIT-EXPO	7.5	9.5	1	3	7163	2354	2231	109	2340	14		14	4803	70	65	5	4	P	3532	n.a.	10
FURNICA*	13.4	16.4	1	12	5861	5559	4711	848	5559	0	0	0	302	177	128	49	19	T	together with DREMA	n.a.	10
GARDENIA	26.2	28.2	1	3	6595	5995	5531	421	5952	43	0	43	600	265	523	12	4	T/P	18002	n.a.	10
GASTRO TRENDY	13.9	16.9	1	2	2272	2272	2162	76	2238	34	0	34	0	44	41	3	3	T	together with Polagra Food	n.a.	10
GLASS FAIR	19.1	22.1	1	5	197	197	93	104	197	0	0	0	0	10	6	4	4	T	together with BUDMA	n.a.	10
GMINA	23.11	26.11	1	5	845	845	796	49	845	0	0	0	0	63	60	3	4	T	together with Poleko	n.a.	10
GREENPOWER	18.5	20.5	1	19	1236	1236	1015	24	1039	197	0	197	0	71	65	6	5	T	6746	n.a.	10
HOBBY	23.10	24.10	1	3	6081	6081	6063	18	6081	0	0	0	0	215	210	5	3	P	together with Tour Salon	n.a.	10
HOME DECOR*	26.5	28.5	1	12	5615	5263	4255	886	5141	122	0	122	352	173	135	38	14	T/P	5947	n.a.	10
INSTALACJE/KOMINKI	26.4	29.4	1	5	13141	13125	10555	1970	12525	587	13	600	16	423	349	74	21	T	together with Securex	n.a.	10
INTERMASZ*	2.3	4.3	2	25	1339	1259	1089	170	1259	0	0	0	80	43	31	13	6	T	together with Next Season Spring	n.a.	10
INVEST HOTEL	20.10	23.10	1	2	3323	3145	3021	124	3145	0	0	0	178	172	162	10	6	T	together with Tour Salon	n.a.	10
ITM*	8.6	11.6	1	19	19042	18638	13498	4818	18316	322	0	322	404	682	428	254	24	T	11693	n.a.	10
KAMIEN-STONE	10.11	13.11	1	5	9028	9028	4859	3856	8715	310	3	313	0	323	138	185	20	T	6503	n.a.	10
KOMTECHNIKA	23.11	26.11	1	5	5435	3955	3330	73	3403	552	0	552	1480	60	57	3	3	T	together with Poleko	n.a.	10
LOOK & BEAUTY VISION	20.3	21.3	1	14	5630	3948	3816	132	3948	0	0	0	1682	198	190	8	7	T/P	12415	n.a.	10
MEBLE POLSKA	16.2	19.2	1	12	7677	7657	7199	458	7657	0	0	0	20	118	109	9	10	T/P	5461	n.a.	10
MOTOR SHOW	19.3	21.3	1	16	23486	13364	13139	225	13364	0	0	0	10122	35	34	1	2	T/P	31650	n.a.	10
NATIONAL ANIMAL BREEDING	1.10	3.10	1	1	9501	7118	7011	12	7023	95	0	95	2383	476	475	1	2	T	9433	n.a.	10
NECROPOLIS EXPO	8.10	10.10	1	4	846	714	490	224	714	0	0	0	132	35	29	6	4	T	770	n.a.	10
NEXT SEASON (AUTUMN)	31.8	2.9	2x	25	4776	4597	3570	1027	4597	0	0	0	179	148	111	37	12	T	3423	n.a.	10
NEXT SEASON SPRING	2.3	4.3	2x	25	5651	5621	4391	1230	5621	0	0	0	30	178	133	45	11	T	4761	n.a.	10

City/Event title	Opening date	Closing date	Frequency	Industry category UFI	Net space									Exhibitors				Visitors			Organised by (code)	
					Total	Space contracted						Special show area	Total	Domestic	Foreign	Countries	Admission for Trade/Public	Number of visitors	Foreign			
						Total	Indoor domestic	Indoor foreign	Indoor total	Outdoor domestic	Outdoor foreign									Outdoor total		
POZNAN (PL)																						
OPTYKA (AUTUMN)	26.11	27.11	2x	23	1855	1755	1496	259	1755	0	0	0	100	107	93	14	8	T	1696	n.a.	10	
POLAGRA FOOD*	13.9	16.9	1	2	5057	5057	4106	832	4938	49	70	119	0	288	227	61	24	T	33491	3015	10	
POLAGRA PREMIERY	11.2	14.2	1	1	28534	28534	23282	1147	24429	3965	140	4105	0	199	182	17	10	T/P	18002	n.a.	10	
POLAGRA TECH*	13.9	16.9	1	1	14480	14480	13128	983	14111	312	57	369	0	294	217	77	19	T	together with Polagra Food	n.a.	10	
POLEKO*	23.11	26.11	1	10	11324	10915	8714	1708	10422	463	30	493	409	500	358	142	19	T	14706	n.a.	10	
POZNAN MEDIA EXPO	10.3	12.3	2	4	1273	1065	1017	48	1065	0	0	0	208	30	27	3	3	T	4809	n.a.	10	
POZNAN OPTICAL SALON (SPRING)	26.3	27.3	2x	23	550	550	550	0	550	0	0	0	0	63	62	1	2	T	358	n.a.	10	
PRO-HORTI	11.2	14.2	1	1	560	490	460	30	490	0	0	0	70	17	14	3	4	T/P	together with Polagra Premiery	n.a.	10	
SAKRALIA	8.11	10.11	1	4	714	714	704	0	704	10	0	10	0	71	71	0	1	T	826	n.a.	10	
SALMED*	10.3	12.3	2	22	4733	4733	4191	542	4733	0	0	0	0	266	219	47	16	T	5038	n.a.	10	
SAWO	26.4	29.4	1	7	5678	5678	2552	1109	3661	2017	0	2017	0	205	148	57	20	T	together with Securex	n.a.	10	
SECUREX*	26.4	29.4	2	7	5426	5426	4716	710	5426	0	0	0	0	234	184	50	14	T	25591	n.a.	10	
TAROPAK*	13.9	16.9	2	11	14709	14709	9305	2784	12089	2620	0	2620	0	537	347	190	29	T	together with Polagra Food	n.a.	10	
TEX-STYLE*/FAST FASHION	2.3	4.3	2x	25	907	710	345	357	702	8	8	0	197	78	48	30	10	T	together with Next Season Spring	n.a.	10	
TOUR SALON*	20.10	23.10	1	6	8852	8178	5840	1939	7779	399	0	399	674	748	541	207	41	T/P	23400	n.a.	10	
WODOCIAGI	26.4	29.4	1	5	1071	1071	1059	12	1071	0	0	0	0	40	38	2	3	T	together with Securex	n.a.	10	
SWIEBODZIN (PL)																						
EKO-LAS	9.9	11.9	1	1	51342	51342	144	15	159	45995	5188	51183	0	110	92	18	5	T	4699	n.a.	10	
SZCZECIN (PL)																						
BUD-GRYF	12.3	14.3	1	5	2160	1920	1319	100	1419	501	0	501	240	143	136	7	4	T/P	6075	n.a.	15	
CHEMIKA	21.1	22.1	1	17	198	134	122	12	134	0	0	0	64	9	8	1	2	T/P	free entry	n.a.	15	
ENERGIA	12.3	14.3	1	7	683	683	480	9	489	194	0	194	0	38	37	1	2	T	together with Bud-Gryf	n.a.	15	
EZOTERIA	27.11	28.11	1	22	380	138	138	0	138	0	0	0	242	27	27	0	1	P	1199	n.a.	15	
GARDEN	24.4	25.4	1	3	915	881	97	0	97	784	0	784	34	52	52	0	1	P	10579	n.a.	15	
KARIERA	24.2	25.2	1	8	4266	4208	1037	21	1058	3150	0	3150	58	57	54	3	3	P	4395	n.a.	15	

City/Event title	Opening date	Closing date	Frequency	Industry category UFI	Net space									Exhibitors				Visitors			Organised by (code)	
					Total	Space contracted						Special show area	Total	Domestic	Foreign	Countries	Admission for Trade/Public	Number of visitors	Foreign			
						Total	Indoor domestic	Indoor foreign	Indoor total	Outdoor domestic	Outdoor foreign									Outdoor total		
SZCZECIN (PL)																						
MARKET TOUR	8.5	9.5	1	6	2040	1540	0	0	0	1461	79	1540	500	94	87	7	2	P	free entry	n.a.	15	
ORGANIC	23.4	25.4	1	2	263	263	212	25	237	26	0	26	0	48	46	2	2	P	together with Garden	n.a.	15	
SZCZECIN WATER SHOW	26.3	28.3	1	3	1574	1405	1264	15	1279	126	0	126	169	59	58	1	2	P	free entry	n.a.	15	
TDI LARGE INVESTMENT FAIR	12.3	14.3	1	4	312	112	112	0	112	0	0	0	200	10	10	0	1	T	together with Bud-Gryf	n.a.	15	
WDD INTERIOR DECORATION	1.10	3.10	1	12	2238	2053	1888	0	1888	165	0	165	185	124	124	0	1	P	5332	n.a.	15	
TORUN (PL)																						
BEAUTY ACADEMY	18.9	19.9	1	14	184	162	142	0	142	20	0	20	22	42	42	0	1	P	977	n.a.	16	
CHIDREN'S WORLD	22.5	23.5	1	13	254	254	158	0	158	96	0	96	0	51	51	0	1	P	3941	n.a.	16	
INVEST-TOR/CONSTRUCTION AND HOUSING	13.3	14.3	1	5	747	747	731	6	737	10	0	10	0	72	71	1	2	P	3200	n.a.	16	
KONSERWACE	14.10	16.10	1	5	354	354	315	24	339	15	0	15	0	41	39	2	3	T	together with Koscioly	n.a.	16	
KOSCIÓLY/DEVOTIONAL ART	14.10	16.10	1	4	308	308	305	0	305	3	0	3	0	34	34	0	1	T/P	1933	n.a.	16	
MOTO-TOR	2.10	3.10	1	16	428	428	428	0	428	0	0	0	0	22	22	0	1	P	1576	n.a.	16	
WARSAW (PL)																						
ACADEMIA BOOK	20.10	22.10	1	8	387	296	282	14	294	0	0	0	93	74	67	7	5	P	free entry	n.a.	8	
APARTMENTY/RESIDENCJE AUTUMN	23.10	24.10	2x	15	147	147	147	0	147	0	0	0	0	18	17	1	2	P	free entry	n.a.	8	
APARTMENTY/RESIDENCJE SPRING	20.3	21.3	2x	15	203	203	203	0	203	0	0	0	0	31	31	0	1	P	964	n.a.	8	
BORDER & CUSTOMS	28.10	28.10	1	4	121	121	121	0	121	0	0	0	0	14	14	0	1	T	free entry	n.a.	2	
CHILDREN'S WORLD	27.5	29.5	1	13	938	938	777	121	898	40	0	40	0	64	60	4	5	P	free entry	n.a.	17	
COIN EXPO	14.10	16.10	1	4	367	367	275	92	367	0	0	0	0	30	19	11	10	T	free entry	n.a.	2	
DSW	25.6	26.6	1	22	40	40	40	0	40	0	0	0	0	11	11	0	1	T	158	n.a.	2	
FISHING	11.3	14.3	1	3	356	342	332	10	342	0	0	0	14	30	29	1	2	P	together with Wind and Water	n.a.	8	
FRANCHISE	14.10	16.10	1	4	425	425	356	69	425	0	0	0	0	40	35	5	6	T	free entry	n.a.	2	
GEOLOGIA	7.5	8.5	1	9	294	294	210	0	210	82	0	82	0	20	20	0	1	T	free entry	n.a.	2	
GOLD-SILVER-WATCH	1.10	3.10	1	24	2944	2684	2409	275	2684	0	0	0	260	280	254	26	12	P	6043	n.a.	18	
INVENTION AND INNOVATION	22.9	23.9	1	4	50	50	50	0	50	0	0	0	0	9	9	0	1	T	free entry	n.a.	2	


City/Event title	Opening date	Closing date	Frequency	Industry category UFI	Net space									Exhibitors				Visitors			Organised by (code)	
					Total	Space contracted						Special show area	Total	Domestic	Foreign	Countries	Admission for Trade/Public	Number of visitors	Foreign			
						Total	Indoor domestic	Indoor foreign	Indoor total	Outdoor domestic	Outdoor foreign									Outdoor total		
WARSAW (PL)																						
LOTNISKO	16.2	16.2	1	26	65	65	55	10	65	0	0	0	0	12	11	1	2	T	free entry	n.a.	2	
MODERN TECHNOLOGIES	13.5	13.5	1	19	97	97	76	21	97	0	0	0	0	13	11	2	3	T	free entry	n.a.	2	
MUREXPO BUILDING	7.5	9.5	1	5	2202	2158	1574	51	1625	533	0	533	44	235	232	3	4	P	3386	n.a.	8	
NAFTA I GAZ	22.8	23.8	1	9	20	20	20	0	20	0	0	0	0	4	4	0	1	T	136	n.a.	2	
NEW HOUSE, LIVING (AUTUMN)	11.9	12.9	4x	15	1904	1799	1799	0	1799	0	0	0	105	169	169	0	1	P	9813	n.a.	8	
NEW HOUSE, LIVING (SPRING)	6.3	7.3	4x	15	1555	1532	1532	0	1532	0	0	0	23	142	141	0	1	P	11485	n.a.	8	
NEW HOUSE, LIVING (SUMMER)	24.4	25.4	4x	15	979	979	979	0	979	0	0	0	0	101	101	0	1	P	7213	n.a.	8	
NEW HOUSE, LIVING (WINTER)	20.11	21.11	4x	15	977	937	933	4	937	0	0	0	40	112	111	1	2	P	7487	n.a.	8	
PACKAGING INNOVATION	13.4	14.4	1	11	822	768	609	144	753	15	0	15	54	63	51	12	7	T	1414	72	7	
REMONT DOM / INTERIOR	16.10	17.10	1	5	1675	1597	1159	0	1159	438	0	438	78	147	140	7	5	P	4881	n.a.	8	
WARSAW BOOK AND PRESS DAYS	29.5	30.5	1	8	633	540	0	0	0	540	0	540	93	71	71	0	1	P	free entry	n.a.	8	
WARSAW BOOK FAIR	13.5	16.5	1	8	1726	1647	1501	36	1537	110	0	110	79	322	319	3	4	P	27562	n.a.	8	
WIND AND WATER WARSAW	11.3	14.3	1	3	6851	6745	6649	96	6745	0	0	0	106	370	357	13	14	P	34417	n.a.	8	
YOUR MONEY	14.10	16.10	1	4	51	51	51	0	51	0	0	0	0	4	4	0	1	T	free entry	n.a.	2	
GIFT EXPO	7.10	10.10	1	13	360	336	288	48	336	0	0	0	24	32	29	3	4	T	920	n.a.	10	
ON / OFF	22.10	24.10	1	3	2371	1821	1757	64	1821	0	0	0	550	42	36	6	5	P	6711	n.a.	10	
WROCLAW (PL)																						
DENTAMED	26.11	27.11	1	22	2095	1095	1095	0	1095	0	0	0	1000	137	123	14	9	T	3124	n.a.	6	
BUDVA (MONTENEGRO)																		Adriatic Fair				
FOOD FAIR*	17.3	20.3	1	2	1683	1322	1162	138	1300	22	0	22	361	67	54	13	6	T/P	2900	203	2900	
* UFI RECOGNISED FAIR																						



POLISH ORGANISERS' LIST

CODE	ORGANISER	CONTACT THROUGH:
1.	ZIAD	www.ziad.bielsko.pl
2.	ZTW	www.ztw.pl
3.	SAWO	www.sawo.pl
4.	MTGSA	www.mtgsa.com.pl
5.	EXACTUS	www.exactus.pl
6.	Targi w Krakowie	www.targi.krakow.pl
7.	easyFairs Poland	www.easyfairs.com
8.	Murator	www.muratorexpo.pl
9.	MTK	www.mtk.katowice.pl
10.	MTP	www.mtp.pl
11.	Kielce Trade Fairs	www.targikielce.pl
12.	Interservis	www.interservis.pl
13.	Lublin International Fair	www.targi.lublin.pl
14.	Alfa-Demuth	www.ostroda-mtm.pl
15.	MTS	www.mts.pl
16.	TT	www.targitorunskie.pl
17.	MAXPOL	www.maxpol-targi.com.pl
18.	MCT	www.zlotosrebroczas.com






NEW UFI CATEGORIES

INTERVAL YEAR	
1.	once a year
2.	every other year
3.	every 3 years
4.	every 4 years
6.	every 6 years
2x1	2x1 = twice a year
3x1	3x1 = 3 times a year
4x1	4x1 = 4 times a year
blank	not regular or not yet known (first time)

ADMISSION	
T	trade (only)
P	public (only)
T/P	trade & public

INDUSTRY SECTORS	
1.	Agriculture, Forestry, Fishery
2.	Food and Beverage, Hospitality
3.	Leisure, Hobby, Entertainment
4.	Business Services, retail
5.	Construction, Infrastructure
6.	Travel
7.	Security, Fire Safety, Defense
8.	Education
9.	Energy, Oil, Gas
10.	Environmental Protection
11.	Printing, Packaging
12.	Furniture, Interior design
13.	Premium, Household, Gifts, Toys
14.	Beauty, Cosmetics
15.	Real Estate
16.	Automobiles, Motorcycles
17.	Chemistry
18.	Electronics, Components
19.	Engineering, Industrial, Manufacturing, Machines, Instruments, Hardware
20.	Aviation, Aerospace
21.	IT and Telecommunications
22.	Health, Medical Equipment
23.	Optics
24.	Jewelry, Watch & Accessories
25.	Textiles, Apparel, Fashion
26.	Transport, Logistics, Maritime
27.	General



H-1101 Budapest, Albertirsai út 10.

Tel./Fax: +36-1-26-36-368

Web: <http://www.centrexstat.org>

E-mail: info@centrexstat.org

